

HP REVOLVING LOAN FUND
 A/P Invoices Report
 4/1/2026 - 4/30/2026
 Batch = 2

Detail Memo	Fund	Acct	Cc1	Cc2	Cc3	Acct Description	Debit	Credit
04/2026								
Heckman, Kyle - VARIOUS 0426 - 4/22/2026 - 10,900.00 - Batch: 2 - Header Memo: Work Done-358 Williams-Heckman								
Work Done-358 Williams-Heckman	100	1201				NOTES RECEIVABLE	10,900.00	
Work Done-358 Williams-Heckman	100	2000				ACCOUNTS PAYABLE		10,900.00
Total:							10,900.00	10,900.00
SoDak Title - OE-0213-26 - 4/22/2026 - 150.00 - Batch: 2 - Header Memo: OE Report-26 Washington-Wiese								
OE Report-26 Washington-Wiese	100	5200				CLOSING COSTS DISBURSED	150.00	
OE Report-26 Washington-Wiese	100	2000				ACCOUNTS PAYABLE		150.00
Total:							150.00	150.00
SoDak Title - OE-0214-26 - 4/22/2026 - 150.00 - Batch: 2 - Header Memo: OE Report-358 Williams-Heckman								
OE Report-358 Williams-Heckman	100	5200				CLOSING COSTS DISBURSED	150.00	
OE Report-358 Williams-Heckman	100	2000				ACCOUNTS PAYABLE		150.00
Total:							150.00	150.00
Total:							11,200.00	11,200.00
Report Total:							11,200.00	11,200.00

BORROWER LATE REPORT
 Deadwood Historic Preservation
 Wednesday, April 22, 2026

Loan Account	Borrower Name	Next Payment	Billed Through	Days Late	Pmts Late	Term Left	Payments Past Due	Late Charges	Unpaid Charges	Unpaid Interest	Total Amount Due
HPRRLTHOM	Lee Thompson	03/01/2026		52	2	64	\$537.68	\$75.00	\$0.00	\$68.42	\$681.10
* A payment was received on 06/02/2025 in the amount of \$258.84 and applied to payment due 05/01/2025. Loan was deferred for 6 months with payment to resume 03/01/2026. I have talked to Lee and his house sale is back on again. He said he'd get a payment made shortly.											
HPRRWPSTE	Aaron Sternhagen	04/01/2026		21	1	28	\$167.48	\$0.00	\$0.00	\$0.00	\$167.48
* A payment was received on 04/01/2026 (21 days ago) in the amount of \$359.96 and applied to payment due 02/01/2026 and 03/01/2026, plus late fees											
							\$705.16	\$75.00	\$0.00	\$68.42	\$848.58

(2)

Deadwood HP Total Loans	
3/31/2026	
Accounting Balance (Fund EZ)	This Month
Loans per Balance Sheet - Acct 100-1201	\$ 2,196,596.59
TOTAL	\$ 2,196,596.59
Loan Base:	This Month
Investor Trial Balance Report	\$ 2,186,096.59
	\$1,920.00 Baucom
	\$ 4,100.00 Baucom
	\$ 4,480.00 Baucom
3/25/2026 Meeting Packet	
TOTAL	\$ 2,196,596.59
	Difference \$ -

Deadwood HP Total Loans	
3/31/2026	
Accounting Balance (Fund EZ)	
Loans per Balance Sheet	\$ 2,196,596.59
TOTAL	\$ 2,196,596.59
Loan Base:	
Pool Trial Balance Report	\$ 2,186,096.59
	\$1,920.00 Baucom
	\$ 4,100.00 Baucom
	\$ 4,480.00 Baucom
3/25/2026 Meeting Packet	
TOTAL	\$ 2,196,596.59
	Difference \$ -


HP REVOLVING LOAN FUND
Balance Sheet
As of Date: 3/31/2026

	Current Year	Prior Year
Assets		
Current Assets		
CASH-SAVINGS	216,383.27	829,204.66
CASH-INVESTED	844,407.32	812,024.90
ACCRUED INTEREST RECEIVABLE	1,536.42	1,536.42
LATE FEES RECEIVABLE	3,986.87	3,986.87
Total Current Assets	1,066,313.88	1,646,752.85
Other Assets		
NOTES RECEIVABLE	2,196,596.59	2,296,283.22
Total Other Assets	2,196,596.59	2,296,283.22
Total Assets	3,262,910.47	3,943,036.07
Liabilities & Net Assets		
Liabilities		
Current Liabilities		
Allowance for Uncollected	(100,517.02)	(60,258.34)
ACCOUNTS PAYABLE	(1,449.34)	(1,449.34)
YE Accounts Payable	1,449.34	1,449.34
Total Current Liabilities	(100,517.02)	(60,258.34)
Total Liabilities	(100,517.02)	(60,258.34)
Net Assets		
NET ASSETS	4,608,323.95	4,608,323.95
Fund Balance	56,035.78	56,035.78
NET EARNINGS(LOSS)	(3,178,662.33)	(2,538,795.41)
PRIOR YEAR EARNINGS (LOSS)	116,204.47	116,204.47
HP BUDGET	(13,474.38)	(13,474.38)
PRIOR YEAR HP BUDGET	1,775,000.00	1,775,000.00
Total Net Assets	3,363,427.49	4,003,294.41
Total Liabilities & Net Assets	3,262,910.47	3,943,036.07

HP REVOLVING LOAN FUND
Statement of Revenue and Expense
Current Period: 3/1/2026 - 3/31/2026
Year-to-Date: 1/1/2026 - 3/31/2026

	Current Year Current Period	Current Year Year-to-Date	Prior Year Current Period	Prior Year Year-to-Date
Revenue				
PERM LOAN INTEREST	2,704.49	7,293.80	2,119.50	6,259.79
CONSTRUCTION INTEREST	30.16	30.16	0.00	0.00
SAVINGS INTEREST	0.00	23,898.19	3,826.34	28,345.44
SERVICE FEES	150.00	410.00	185.00	545.00
LATE FEES	0.00	100.00	50.00	175.00
APPLICATION FEES	0.00	0.00	1,244.00	4,277.46
CLOSING COSTS	0.00	0.00	705.65	1,853.34
Total Revenue	2,884.65	31,732.15	8,130.49	41,456.03
Expenses				
PROF & ADMIN FEES	3,850.00	8,808.25	3,500.00	8,053.75
CLOSING COSTS DISBURSE	300.00	330.00	180.00	990.00
Foundation Grant Expense	60.00	150.00	0.00	4,229.60
Windows Grant Expense	180.00	26,883.03	0.00	0.00
Elderly Grant Expense	10,030.00	18,411.36	10,035.61	21,780.24
Siding Grant Expense	0.00	382.45	0.00	0.00
Facade Grant Expense	200,030.00	200,030.00	0.00	0.00
Total Expenses	214,450.00	254,995.09	13,715.61	35,053.59
Excess or (Deficiency) of Revenue Over Expenses	(211,565.35)	(223,262.94)	(5,585.12)	6,402.44

LENDER STATEMENT OF ACCOUNT



Loan Servicer- Neighborhood Lending Services

ACCOUNT NO	00
STATEMENT DATE	04/01/2026
STATEMENT PERIOD	03/01/2026 - 03/31/2026
PORTFOLIO BALANCE	\$48,965.68
PORTFOLIO YIELD	0.000%
INTEREST PAID IN 2026	\$0.00

LENDER
Construction Loans PO BOX 482 DEADWOOD SD 57732

Please advise us immediately of any discrepancies in the transactions or investment activity on your statement of account or if you contemplate changing your address. When making inquiries by telephone or in writing please give your account number. We urge you to keep this statement with your investment records.

INVESTMENT PORTFOLIO AS OF 03/31/2026

Loan Account	Borrower Name	Pct Owned	Interest Rate	Maturity Date	Term Left	Next Payment	Regular Payment	Loan Balance
00240082	Ken Owens	100.000%	0.000%	08/01/2026	5	08/01/2026	\$0.00	\$739.00
00240089	Ken Owens	100.000%	0.000%	08/01/2026	5	08/01/2026	\$0.00	\$4,983.66
00250011	Brian Hogan	100.000%	0.000%	06/01/2026	3	06/01/2026	\$0.00	\$31,970.89
CHPRLSHE	Kyle Heckman	100.000%	0.000%	10/01/2026	7	10/01/2026	\$0.00	\$8,620.17
CHPRPRVHE	Kyle Heckman	100.000%	0.000%	10/01/2026	7	10/01/2026	\$0.00	\$2,651.96
Current Portfolio Yield: 0.000%							\$0.00	\$48,965.68


ACCOUNT ACTIVITY

Transaction Date	Check# or Reference	Loan Account	Transaction Amount	Distribution					
				Serv. Fees	Interest	Principal	Charges	Other	Trust
☞ = Electronic Payment			\$0.00	\$0.00	\$0.00	\$0.00	\$0.00	\$0.00	\$0.00

CHECKS SCHEDULED TO BE PRINTED

Transaction Date	Scheduled Date	Loan Account	Transaction Amount	Distribution					
				Serv. Fees	Interest	Principal	Charges	Other	Escrow
			\$0.00	\$0.00	\$0.00	\$0.00	\$0.00	\$0.00	\$0.00

LENDER STATEMENT OF ACCOUNT



ACCOUNT NO	1
STATEMENT DATE	04/01/2026
STATEMENT PERIOD	03/01/2026 - 03/31/2026
PORTFOLIO BALANCE	\$872,493.63
PORTFOLIO YIELD	1.9258%
INTEREST PAID IN 2026	\$2,944.01

LENDER

Revolving Loans
 PO Box 482
 Deadwood SD 57732

Please advise us immediately of any discrepancies in the transactions or investment activity on your statement of account or if you contemplate changing your address. When making inquiries by telephone or in writing please give your account number. We urge you to keep this statement with your investment records.

INVESTMENT PORTFOLIO AS OF 03/31/2026

Loan Account	Borrower Name	Pct Owned	Interest Rate	Maturity Date	Term Left	Next Payment	Regular Payment	Loan Balance
11240001	Tracy Lewis	100.000%	4.000%	03/01/2031	60	04/01/2026	\$364.25	\$19,776.45
11240002	Tim Coomes	100.000%	4.000%	03/01/2029	36	04/01/2026	\$179.26	\$5,788.05
11240003	Dragon Belly LLC	100.000%	0.000%	06/01/2029	39	05/01/2026	\$46.78	\$1,777.68
11240072	Steven Schramm	100.000%	0.000%	12/01/2029	45	04/01/2026	\$415.04	\$18,677.08
11240081	Jonathan Long	100.000%	0.000%	12/01/2029	45	05/01/2026	\$208.33	\$21,655.03
11250001	Robert Bailey, Jr	100.000%	0.000%	08/01/2030	53	04/01/2026	\$208.33	\$23,530.00
11250002	Erika Laine-Drummond	100.000%	0.000%	03/01/2030	48	04/01/2026	\$208.33	\$16,200.00
11250004	Randy Westendorf	100.000%	5.000%	02/01/2030	47	04/01/2026	\$175.86	\$7,169.60
11250005	Sean Byrne	100.000%	3.000%	08/01/2032	77	04/01/2026	\$102.98	\$18,168.01
11250007	Nancy Fairbairn	100.000%	0.000%	10/01/2030	55	04/01/2026	\$104.17	\$24,479.15
11250008	Teresa Hamilton	100.000%	0.000%	08/01/2030	53	04/01/2026	\$166.67	\$7,997.65
11250009	Nancy Fairbairn	100.000%	5.000%	12/01/2032	81	04/01/2026	\$164.99	\$24,813.92
11250013	Sean Byrne	100.000%	0.000%	08/01/2030	53	04/01/2026	\$104.17	\$24,270.81
11250022	Robert Bailey, Jr	100.000%	5.000%	08/01/2032	77	04/01/2026	\$265.16	\$23,325.68
11250059	Pamela Massa	100.000%	5.000%	10/01/2032	79	05/01/2026	\$148.40	\$17,781.03
11250086	Melody Lopez	100.000%	0.000%	03/01/2033	84	04/01/2026	\$323.50	\$49,018.15
11250106	Todd Weber	100.000%	5.000%	08/01/2032	77	04/01/2026	\$148.42	\$9,647.22
11250134	Thomas McNary	100.000%	0.000%	11/01/2030	56	04/01/2026	\$116.31	\$13,491.82
11250136	Emrick Real Estate Group, LLC	100.000%	5.000%	01/01/2033	82	05/01/2026	\$197.70	\$24,715.39
11250137	Emrick Real Estate Group, LLC	100.000%	0.000%	01/01/2031	58	05/01/2026	\$138.89	\$24,583.33
11260026	Tate Underhill	100.000%	6.000%	04/01/2033	85	05/01/2026	\$260.24	\$17,814.39
HPR0SJOM	Daniel Sjomeling	100.000%	0.000%	03/01/2027	12	04/01/2026	\$136.43	\$9,822.81
HPRLSBOBO	The FHE Company, LLC	100.000%	0.000%	01/01/2029	34	04/01/2026	\$191.32	\$6,494.50
HPRLSBRE	Philip Breland	100.000%	0.000%	12/01/2027	21	01/01/2027	\$416.67	\$4,999.84
HPRLSCHMI	Mike Schmidt	100.000%	5.000%	04/01/2028	25	04/01/2026	\$506.82	\$11,482.81
HPRLSCOUP	Paha Sapa Holdings, LLC	100.000%	0.000%	06/01/2028	27	05/01/2026	\$138.89	\$20,277.74
HPRLSEMAN	Karl Emanuel	100.000%	0.000%	05/01/2029	38	05/01/2026	\$208.33	\$15,340.00
HPRLSFAS	Glen Fasnacht	100.000%	0.000%	03/01/2027	12	04/01/2026	\$160.55	\$11,559.76
HPRLSGREE	Benjamin Greenlee	100.000%	0.000%	10/01/2028	31	04/01/2026	\$416.67	\$12,916.57
HPRLSJNWM	Michael Johnson	100.000%	0.000%	12/01/2027	21	05/01/2026	\$138.89	\$19,444.40
HPRLSJOHN	Joette Johnson	100.000%	0.000%	06/01/2026	3	04/01/2026	\$138.89	\$42,058.20
HPRLSPOTT	Cara Mia LLC	100.000%	0.000%	07/01/2028	28	05/01/2026	\$208.33	\$18,125.11
HPRLSSMIT	Gordon Smith	100.000%	0.000%	11/01/2028	32	05/01/2026	\$145.68	\$871.28
HPRLSTHOM	Mark Thompson II	100.000%	0.000%	03/01/2028	24	04/01/2026	\$104.17	\$21,026.64
HPRLSWEB	Todd Weber	100.000%	0.000%	03/01/2027	12	04/01/2026	\$66.43	\$12,687.96
HPRPRLFJO	Joette Johnson	100.000%	4.000%	06/01/2026	3	04/01/2026	\$119.35	\$22,675.98
HPRPRSCH	Steven Schramm	100.000%	3.500%	12/01/2028	33	04/01/2026	\$60.83	\$1,869.28
HPRPRSUN1	Ron Underhill	100.000%	3.500%	04/01/2028	25	04/01/2026	\$144.99	\$19,288.44
HPRPRVEM	The FHE Company, LLC	100.000%	3.000%	01/01/2031	58	04/01/2026	\$244.21	\$12,966.74
HPRPRVCOU	Paha Sapa Holdings, LLC	100.000%	3.000%	11/01/2030	56	05/01/2026	\$111.88	\$14,056.42

INVESTMENT PORTFOLIO AS OF 03/31/2026

Loan Account	Borrower Name	Pct Owned	Interest Rate	Maturity Date	Term Left	Next Payment	Regular Payment	Loan Balance
HPRPRVJOH	Michael Johnson	100.000%	3.000%	12/01/2029	45	05/01/2026	\$172.65	\$20,370.86
HPRPRVPOT	Cara Mia LLC	100.000%	3.000%	07/01/2030	52	05/01/2026	\$241.40	\$17,179.11
HPRPRVSJO	Daniel Sjomeling	100.000%	3.500%	03/01/2029	36	04/01/2026	\$131.85	\$19,360.65
HPRPSVGRE	Benjamin Greenlee	100.000%	5.000%	10/01/2030	55	04/01/2026	\$353.35	\$17,333.98
HPRPSVHOH	John Hohn	100.000%	3.000%	11/01/2029	44	05/01/2026	\$126.97	\$5,183.36
HPRPVUN2	Ron Underhill	100.000%	3.500%	09/01/2028	30	04/01/2026	\$144.99	\$19,754.28
HPRPVUND3	Ron Underhill	100.000%	3.000%	11/01/2029	44	04/01/2026	\$138.65	\$20,768.86
HPRREFALL	Jesse Allen	100.000%	3.000%	02/01/2032	71	04/01/2026	\$103.56	\$15,618.58
HPRREFGAT	Naomi Gathmann	100.000%	3.000%	02/01/2032	71	04/01/2026	\$139.02	\$8,870.31
HPRRLOLSN	Steven Olson	100.000%	4.000%	08/01/2030	53	04/01/2026	\$110.69	\$5,368.83
HPRRLTHOM	Lee Thompson	100.000%	4.000%	08/01/2031	65	03/01/2026	\$268.84	\$16,759.59
HPRRW0EMR	Emrick Real Estate Group, LLC	100.000%	0.000%	01/01/2029	34	05/01/2026	\$207.59	\$19,280.30
HPRRWPSHA	Lary Shama	100.000%	0.000%	02/01/2029	35	04/01/2026	\$400.00	\$14,000.00
Current Portfolio Yield: 1.926%							\$10,246.67	\$872,493.63

ACCOUNT ACTIVITY

Transaction Date	Check# or Reference	Loan Account	Transaction Amount	Distribution						
				Serv. Fees	Interest	Principal	Charges	Other	Trust	
03/02/2026	111111113	11250059	\$248.40	\$0.00	\$74.50	\$173.90	\$0.00	\$0.00	\$0.00	
03/02/2026	111111113	HPRLSSMIT	\$145.68	\$0.00	\$0.00	\$145.68	\$0.00	\$0.00	\$0.00	
03/02/2026	111111113	HPRLSSMIT	\$145.68	\$0.00	\$0.00	\$145.68	\$0.00	\$0.00	\$0.00	
03/02/2026	111111113	HPRLSJNWM	\$138.89	\$0.00	\$0.00	\$138.89	\$0.00	\$0.00	\$0.00	
03/02/2026	111111113	HPRPRVJOH	\$172.65	\$0.00	\$50.83	\$121.82	\$0.00	\$0.00	\$0.00	
03/02/2026	111111113	HPRPRVJOH	\$5.00	\$0.00	\$0.00	\$0.00	\$0.00	\$5.00	\$0.00	
03/02/2026	111111113	HPRREFALL	\$104.00	\$0.00	\$38.67	\$65.33	\$0.00	\$0.00	\$0.00	
03/04/2026	111111116	11250134	\$116.31	\$0.00	\$0.00	\$116.31	\$0.00	\$0.00	\$0.00	
03/04/2026	111111116	HPRLSFAS	\$160.55	\$0.00	\$0.00	\$160.55	\$0.00	\$0.00	\$0.00	
03/04/2026	111111116	11250022	\$340.00	\$0.00	\$96.86	\$243.14	\$0.00	\$0.00	\$0.00	
03/04/2026	111111116	11250001	\$210.00	\$0.00	\$0.00	\$210.00	\$0.00	\$0.00	\$0.00	
03/04/2026	111111116	HPRLSCHMI	\$506.82	\$0.00	\$49.07	\$457.75	\$0.00	\$0.00	\$0.00	
03/04/2026	111111116	11240081	\$210.00	\$0.00	\$0.00	\$210.00	\$0.00	\$0.00	\$0.00	
03/04/2026	111111116	HPRPRSCH	\$145.00	\$0.00	\$5.78	\$139.22	\$0.00	\$0.00	\$0.00	
03/04/2026	111111119	11250004	\$200.00	\$0.00	\$30.16	\$169.84	\$0.00	\$0.00	\$0.00	
03/09/2026	111111120	11250002	\$500.00	\$0.00	\$0.00	\$500.00	\$0.00	\$0.00	\$0.00	
03/09/2026	111111120	11250106	\$167.00	\$0.00	\$40.17	\$126.83	\$0.00	\$0.00	\$0.00	
03/09/2026	111111120	11250007	\$104.17	\$0.00	\$0.00	\$104.17	\$0.00	\$0.00	\$0.00	
03/09/2026	111111120	HPRREFGAT	\$139.03	\$0.00	\$22.16	\$116.87	\$0.00	\$0.00	\$0.00	
03/09/2026	111111120	HPRLSGREE	\$416.67	\$0.00	\$0.00	\$416.67	\$0.00	\$0.00	\$0.00	
03/09/2026	111111120	HPRPSVGRE	\$353.35	\$0.00	\$72.39	\$280.96	\$0.00	\$0.00	\$0.00	
03/09/2026	111111120	11240001	\$364.25	\$0.00	\$66.00	\$298.25	\$0.00	\$0.00	\$0.00	
03/09/2026	111111120	HPR0SJOM	\$136.43	\$0.00	\$0.00	\$136.43	\$0.00	\$0.00	\$0.00	
03/09/2026	111111120	HPRPRVSJO	\$131.85	\$0.00	\$55.91	\$75.94	\$0.00	\$0.00	\$0.00	
03/09/2026	111111120	HPRPRVSJO	\$5.00	\$0.00	\$0.00	\$0.00	\$0.00	\$5.00	\$0.00	
03/09/2026	111111120	HPRLSWEB	\$66.43	\$0.00	\$0.00	\$66.43	\$0.00	\$0.00	\$0.00	
03/09/2026	111111120	HPRPRSUN1	\$144.99	\$0.00	\$55.74	\$89.25	\$0.00	\$0.00	\$0.00	
03/09/2026	111111120	HPRPVUN2	\$144.99	\$0.00	\$57.08	\$87.91	\$0.00	\$0.00	\$0.00	
03/09/2026	111111120	HPRLSUNDE	\$104.17	\$0.00	\$0.00	\$104.17	\$0.00	\$0.00	\$0.00	
03/09/2026	111111120	HPRPVUND3	\$138.65	\$0.00	\$51.43	\$87.22	\$0.00	\$0.00	\$0.00	
03/11/2026	111111124	HPRLSJOHN	\$138.89	\$0.00	\$0.00	\$138.89	\$0.00	\$0.00	\$0.00	
03/11/2026	111111124	HPRPRLFJO	\$121.11	\$0.00	\$74.70	\$46.41	\$0.00	\$0.00	\$0.00	
03/11/2026	111111124	11240072	\$415.04	\$0.00	\$0.00	\$415.04	\$0.00	\$0.00	\$0.00	
03/16/2026	111111127	HPRLSTHOM	\$120.00	\$0.00	\$0.00	\$120.00	\$0.00	\$0.00	\$0.00	
03/16/2026	111111127	11250005	\$102.98	\$0.00	\$44.94	\$58.04	\$0.00	\$0.00	\$0.00	
03/16/2026	111111127	11250009	\$164.99	\$0.00	\$102.23	\$62.76	\$0.00	\$0.00	\$0.00	
03/16/2026	111111127	HPRLSBOBO	\$191.32	\$0.00	\$0.00	\$191.32	\$0.00	\$0.00	\$0.00	
03/16/2026	111111127	HPRPRV7EM	\$254.59	\$0.00	\$32.52	\$222.07	\$0.00	\$0.00	\$0.00	
03/16/2026	111111127	HPRRLOLSN	\$110.69	\$0.00	\$17.96	\$92.73	\$0.00	\$0.00	\$0.00	
03/16/2026	111111127	11250013	\$104.17	\$0.00	\$0.00	\$104.17	\$0.00	\$0.00	\$0.00	
03/16/2026	111111127	11250008	\$334.00	\$0.00	\$0.00	\$334.00	\$0.00	\$0.00	\$0.00	
03/18/2026	111111129	HPRLSCOUP	\$138.89	\$0.00	\$0.00	\$138.89	\$0.00	\$0.00	\$0.00	
03/18/2026	111111129	HPRPRVCOU	\$111.88	\$0.00	\$34.85	\$77.03	\$0.00	\$0.00	\$0.00	
03/23/2026	111111131	HPRPSVHOH	\$126.97	\$0.00	\$26.06	\$100.91	\$0.00	\$0.00	\$0.00	


ACCOUNT ACTIVITY

Transaction Date	Check# or Reference	Loan Account	Transaction Amount	Distribution					
				Serv. Fees	Interest	Principal	Charges	Other	Trust
03/23/2026	111111131	HPRPSVHOH	\$5.00	\$0.00	\$0.00	\$0.00	\$0.00	\$5.00	\$0.00
03/23/2026	111111131	HPRLSPOTT	\$208.33	\$0.00	\$0.00	\$208.33	\$0.00	\$0.00	\$0.00
03/23/2026	111111131	HPRPRVPOT	\$291.67	\$0.00	\$42.97	\$248.70	\$0.00	\$0.00	\$0.00
03/23/2026	111111131	HPRLSEMAN	\$420.00	\$0.00	\$0.00	\$420.00	\$0.00	\$0.00	\$0.00
03/30/2026	111111132	11250059	\$248.40	\$0.00	\$73.79	\$174.61	\$0.00	\$0.00	\$0.00
03/30/2026	111111132	HPRLSJNWM	\$138.89	\$0.00	\$0.00	\$138.89	\$0.00	\$0.00	\$0.00
03/30/2026	111111132	HPRPRVJOH	\$172.65	\$0.00	\$50.53	\$122.12	\$0.00	\$0.00	\$0.00
03/30/2026	111111132	HPRPRVJOH	\$5.00	\$0.00	\$0.00	\$0.00	\$0.00	\$5.00	\$0.00
03/30/2026	111111132	11250136	\$197.70	\$0.00	\$101.96	\$95.74	\$0.00	\$0.00	\$0.00
03/30/2026	111111132	11250137	\$138.89	\$0.00	\$0.00	\$138.89	\$0.00	\$0.00	\$0.00
03/30/2026	111111132	HPRRW0EMR	\$207.59	\$0.00	\$0.00	\$207.59	\$0.00	\$0.00	\$0.00
03/30/2026	111111132	11240081	\$210.00	\$0.00	\$0.00	\$210.00	\$0.00	\$0.00	\$0.00
03/30/2026	111111136	HPRLSUNDE	\$17,814.39	\$0.00	\$0.00	\$17,814.39	\$0.00	\$0.00	\$0.00
= Electronic Payment			\$28,259.99	\$0.00	\$1,369.26	\$26,870.73	\$0.00	\$20.00	\$0.00

CHECKS SCHEDULED TO BE PRINTED

Transaction Date	Scheduled Date	Loan Account	Transaction Amount	Distribution					
				Serv. Fees	Interest	Principal	Charges	Other	Escrow
			\$0.00	\$0.00	\$0.00	\$0.00	\$0.00	\$0.00	\$0.00

LENDER STATEMENT OF ACCOUNT



Loan Servicer- Neighborhood Lending Services

ACCOUNT NO	10
STATEMENT DATE	04/01/2026
STATEMENT PERIOD	03/01/2026 - 03/31/2026
PORTFOLIO BALANCE	\$310,350.77
PORTFOLIO YIELD	4.2616%
INTEREST PAID IN 2026	\$2,376.01

LENDER
Commercial Loans PO BOX 482 DEADWOOD SD 57732

Please advise us immediately of any discrepancies in the transactions or investment activity on your statement of account or if you contemplate changing your address. When making inquiries by telephone or in writing please give your account number. We urge you to keep this statement with your investment records.

INVESTMENT PORTFOLIO AS OF 03/31/2026

Loan Account	Borrower Name	Pct Owned	Interest Rate	Maturity Date	Term Left	Next Payment	Regular Payment	Loan Balance
41240022	Emily Costopoulos, LLC	100.000%	5.000%	01/01/2032	70	05/01/2026	\$389.08	\$46,352.90
41240027	Emily Costopoulos, LLC	100.000%	0.000%	01/01/2030	46	05/01/2026	\$277.78	\$45,833.30
HPCRLNUGG	Nugget Saloon, LLC	100.000%	5.000%	12/01/2030	57	04/01/2026	\$1,212.84	\$218,164.57
Current Portfolio Yield: 4.262%							\$1,879.70	\$310,350.77


ACCOUNT ACTIVITY

Transaction Date	Check# or Reference	Loan Account	Transaction Amount	Distribution					
				Serv. Fees	Interest	Principal	Charges	Other	Trust
03/02/2026	111111114	41240022	\$389.08	\$0.00	\$192.11	\$196.97	\$0.00	\$0.00	\$0.00
03/02/2026	111111114	41240027	\$277.78	\$0.00	\$0.00	\$277.78	\$0.00	\$0.00	\$0.00
03/09/2026	111111121	HPCRLNUGG	\$1,212.84	\$0.00	\$897.86	\$314.98	\$0.00	\$0.00	\$0.00
03/30/2026	111111133	41240027	\$277.78	\$0.00	\$0.00	\$277.78	\$0.00	\$0.00	\$0.00
03/30/2026	111111133	41240022	\$389.08	\$0.00	\$191.30	\$197.78	\$0.00	\$0.00	\$0.00
= Electronic Payment			\$2,546.56	\$0.00	\$1,281.27	\$1,265.29	\$0.00	\$0.00	\$0.00

CHECKS SCHEDULED TO BE PRINTED

Transaction Date	Scheduled Date	Loan Account	Transaction Amount	Serv. Fees	Interest	Principal	Distribution Charges	Other	Escrow
			\$0.00	\$0.00	\$0.00	\$0.00	\$0.00	\$0.00	\$0.00

LENDER STATEMENT OF ACCOUNT



Loan Servicer- Neighborhood Lending Services

ACCOUNT NO	2
STATEMENT DATE	04/01/2026
STATEMENT PERIOD	03/01/2026 - 03/31/2026
PORTFOLIO BALANCE	\$1,204,053.39
PORTFOLIO YIELD	0.000%
INTEREST PAID IN 2026	\$0.00

LENDER
Retaining Wall- Forgivable PO BOX 482 DEADWOOD SD 57732

Please advise us immediately of any discrepancies in the transactions or investment activity on your statement of account or if you contemplate changing your address. When making inquiries by telephone or in writing please give your account number. We urge you to keep this statement with your investment records.

INVESTMENT PORTFOLIO AS OF 03/31/2026

Loan Account	Borrower Name	Pct Owned	Interest Rate	Maturity Date	Term Left	Next Payment	Regular Payment	Loan Balance
32240016	Dorrene Julius	100.000%	0.000%	07/01/2029	40	07/01/2029	\$0.00	\$161,486.00
32240017	Glen Fasnacht	100.000%	0.000%	12/01/2029	45	12/01/2029	\$0.00	\$41,237.00
CONRWBOB0	Lance Bobolz	100.000%	0.000%	12/01/2027	21	12/01/2027	\$0.00	\$18,042.61
CONRWCOOM	Tim Coomes	100.000%	0.000%	03/01/2029	36	03/01/2029	\$0.00	\$67,491.73
CONRWFEN0	Kris Fenton	100.000%	0.000%	06/01/2028	27	06/01/2028	\$0.00	\$17,584.40
CONRWREAU	Bernie Reausaw	100.000%	0.000%	10/01/2030	55	10/01/2030	\$0.00	\$105,468.23
CONRWVWHI	Carolyn White	100.000%	0.000%	09/20/2026	6	09/20/2026	\$0.00	\$90,073.00
CONRWVHT2	Carolyn White	100.000%	0.000%	11/01/2027	20	11/01/2027	\$0.00	\$8,699.04
HPCONBOBO	Lance Bobolz	100.000%	0.000%	01/01/2028	22	01/01/2028	\$0.00	\$199,815.00
HPRRWCEMR	Emrick Real Estate Group, LLC	100.000%	0.000%	01/01/2034	94	01/01/2034	\$0.00	\$45,082.88
HPRRWCOWE	Ken Owens	100.000%	0.000%	11/01/2027	20	11/01/2027	\$0.00	\$103,803.20
HPRRWFSHA	Larry Shama	100.000%	0.000%	01/01/2029	34	01/01/2029	\$0.00	\$186,448.00
HPRRWVTE	Aaron Sternhagen	100.000%	0.000%	08/01/2033	89	08/01/2033	\$0.00	\$8,670.00
HPRWCSHEP	Lanny Shepherd	100.000%	0.000%	10/01/2030	55	10/01/2030	\$0.00	\$18,616.85
HPRWFGASR	Joseph Gasper III	100.000%	0.000%	12/20/2031	69	12/20/2031	\$0.00	\$48,928.95
HPRWVWEB	Todd Weber	100.000%	0.000%	08/01/2030	53	08/01/2030	\$0.00	\$82,607.50
Current Portfolio Yield: 0.000%							\$0.00	\$1,204,053.39


ACCOUNT ACTIVITY

Transaction Date	Check# or Reference	Loan Account	Transaction Amount	Distribution			Charges	Other	Trust
				Serv. Fees	Interest	Principal			
⚡ = Electronic Payment			\$0.00	\$0.00	\$0.00	\$0.00	\$0.00	\$0.00	\$0.00

CHECKS SCHEDULED TO BE PRINTED

Transaction Date	Scheduled Date	Loan Account	Transaction Amount	Distribution			Charges	Other	Escrow
				Serv. Fees	Interest	Principal			
			\$0.00	\$0.00	\$0.00	\$0.00	\$0.00	\$0.00	\$0.00

LENDER STATEMENT OF ACCOUNT



Loan Servicer- Neighborhood Lending Services

ACCOUNT NO	3
STATEMENT DATE	04/01/2026
STATEMENT PERIOD	03/01/2026 - 03/31/2026
PORTFOLIO BALANCE	\$197,500.72
PORTFOLIO YIELD	0.000%
INTEREST PAID IN 2026	\$0.00

LENDER
Foundation-Forgivable PO BOX 482 DEADWOOD SD 57732

Please advise us immediately of any discrepancies in the transactions or investment activity on your statement of account or if you contemplate changing your address. When making inquiries by telephone or in writing please give your account number. We urge you to keep this statement with your investment records.

INVESTMENT PORTFOLIO AS OF 03/31/2026

Loan Account	Borrower Name	Pct Owned	Interest Rate	Maturity Date	Term Left	Next Payment	Regular Payment	Loan Balance
21240015	Nancy Fairbairn	100.000%	0.000%	12/01/2034	105	12/01/2034	\$0.00	\$10,000.00
21240085	Jonathan Long	100.000%	0.000%	12/01/2034	105	12/01/2034	\$0.00	\$10,000.00
21250055	Lori Wilkinson	100.000%	0.000%	10/01/2035	115	10/01/2035	\$0.00	\$10,000.00
21250056	Danika McFarland	100.000%	0.000%	11/01/2035	116	11/01/2035	\$0.00	\$10,000.00
21250057	Emrick Real Estate Group, LLC	100.000%	0.000%	12/01/2035	117	12/01/2035	\$0.00	\$10,000.00
HPCFNDKNI	Anita Knipper	100.000%	0.000%	11/07/2029	44	11/07/2029	\$0.00	\$9,970.52
HPFND770	Dragon Belly LLC	100.000%	0.000%	03/01/2030	48	03/01/2030	\$0.00	\$9,461.50
HPFND772	Dragon Belly LLC	100.000%	0.000%	03/01/2030	48	03/01/2030	\$0.00	\$9,817.75
HPFNDHILL	Hills Partnership	100.000%	0.000%	11/30/2029	44	11/30/2029	\$0.00	\$8,250.95
HPFNDPOT	Cara Mia LLC	100.000%	0.000%	10/01/2032	79	10/01/2032	\$0.00	\$10,000.00
HPRFND7EM	The FHE Company, LLC	100.000%	0.000%	05/01/2033	86	05/01/2033	\$0.00	\$10,000.00
HPRFNDBOB	The FHE Company, LLC	100.000%	0.000%	12/01/2032	81	12/01/2032	\$0.00	\$10,000.00
HPRFNDBRE	Philip Breland	100.000%	0.000%	11/01/2032	80	11/01/2032	\$0.00	\$10,000.00
HPRFNDBYR	Sean Byrne	100.000%	0.000%	01/01/2034	94	01/01/2034	\$0.00	\$10,000.00
HPRFNDGRE	Benjamin Greenlee	100.000%	0.000%	10/01/2033	91	10/01/2033	\$0.00	\$10,000.00
HPRFNDHOH	John Hohn	100.000%	0.000%	11/01/2032	80	11/01/2032	\$0.00	\$10,000.00
HPRFNDJOH	Michael Johnson	100.000%	0.000%	11/01/2032	80	11/01/2032	\$0.00	\$10,000.00
HPRFNDMUN	Jeffrey Munce	100.000%	0.000%	12/01/2030	57	12/01/2030	\$0.00	\$10,000.00
HPRFNDSMI	Gordon Smith	100.000%	0.000%	10/01/2033	91	10/01/2033	\$0.00	\$10,000.00
HPRFNDUND	Ron Underhill	100.000%	0.000%	03/01/2031	60	03/01/2031	\$0.00	\$10,000.00
Current Portfolio Yield: 0.000%							\$0.00	\$197,500.72


ACCOUNT ACTIVITY

Transaction Date	Check# or Reference	Loan Account	Transaction Amount	Distribution					Trust
				Serv. Fees	Interest	Principal	Charges	Other	
☞ = Electronic Payment			\$0.00	\$0.00	\$0.00	\$0.00	\$0.00	\$0.00	\$0.00

CHECKS SCHEDULED TO BE PRINTED

Transaction Date	Scheduled Date	Loan Account	Transaction Amount	Distribution					Escrow
				Serv. Fees	Interest	Principal	Charges	Other	
			\$0.00	\$0.00	\$0.00	\$0.00	\$0.00	\$0.00	\$0.00

LENDER STATEMENT OF ACCOUNT



Loan Servicer- Neighborhood Lending Services

ACCOUNT NO	4
STATEMENT DATE	04/01/2026
STATEMENT PERIOD	03/01/2026 - 03/31/2026
PORTFOLIO BALANCE	\$10,000.00
PORTFOLIO YIELD	0.000%
INTEREST PAID IN 2026	\$0.00

LENDER
Special Needs/Elderly- Forgivable PO BOX 482 DEADWOOD SD 57732

Please advise us immediately of any discrepancies in the transactions or investment activity on your statement of account or if you contemplate changing your address. When making inquiries by telephone or in writing please give your account number. We urge you to keep this statement with your investment records.

INVESTMENT PORTFOLIO AS OF 03/31/2026

Loan Account	Borrower Name	Pct Owned	Interest Rate	Maturity Date	Term Left	Next Payment	Regular Payment	Loan Balance
HPSNEWHT0	Carolyn White	100.000%	0.000%	06/01/2027	15	06/01/2027	\$0.00	\$10,000.00
Current Portfolio Yield: 0.000%							\$0.00	\$10,000.00

ACCOUNT ACTIVITY

Transaction Date	Check# or Reference	Loan Account	Transaction Amount	Serv. Fees	Interest	Principal	Distribution	Charges	Other	Trust
= Electronic Payment			\$0.00	\$0.00	\$0.00	\$0.00	\$0.00	\$0.00	\$0.00	\$0.00

CHECKS SCHEDULED TO BE PRINTED

Transaction Date	Scheduled Date	Loan Account	Transaction Amount	Serv. Fees	Interest	Principal	Distribution	Charges	Other	Escrow
			\$0.00	\$0.00	\$0.00	\$0.00	\$0.00	\$0.00	\$0.00	\$0.00

LENDER STATEMENT OF ACCOUNT



Loan Servicer-- Neighborhood Lending Services

ACCOUNT NO	5
STATEMENT DATE	04/01/2026
STATEMENT PERIOD	03/01/2026 - 03/31/2026
PORTFOLIO BALANCE	\$163,331.80
PORTFOLIO YIELD	0.000%
INTEREST PAID IN 2026	\$0.00

LENDER
Siding- Forgivable PO BOX 482 DEADWOOD SD 57732

Please advise us immediately of any discrepancies in the transactions or investment activity on your statement of account or if you contemplate changing your address. When making inquiries by telephone or in writing please give your account number. We urge you to keep this statement with your investment records.

INVESTMENT PORTFOLIO AS OF 03/31/2026

Loan Account	Borrower Name	Pct Owned	Interest Rate	Maturity Date	Term Left	Next Payment	Regular Payment	Loan Balance
22240014	Nancy Fairbairn	100.000%	0.000%	12/01/2034	105	12/01/2034	\$0.00	\$10,000.00
22240088	Jonathan Long	100.000%	0.000%	12/01/2034	105	12/01/2034	\$0.00	\$5,000.00
22250012	Sean Byrne	100.000%	0.000%	12/01/2035	117	12/01/2035	\$0.00	\$10,000.00
22250052	Benjamin Greenlee	100.000%	0.000%	09/01/2035	114	09/01/2035	\$0.00	\$10,000.00
22250053	Emrick Real Estate Group, LLC	100.000%	0.000%	12/01/2035	117	12/01/2035	\$0.00	\$10,000.00
23240119	Lori Wilkinson	100.000%	0.000%	10/01/2035	115	10/01/2035	\$0.00	\$10,000.00
23250127	Donna Wiese	100.000%	0.000%	01/01/2036	118	01/01/2036	\$0.00	\$15,000.00
CHPSIDLW0	Tracy Lewis	100.000%	0.000%	03/01/2027	12	03/01/2027	\$0.00	\$10,000.00
HPRSID106	Bruce Oberlander	100.000%	0.000%	10/01/2030	55	10/01/2030	\$0.00	\$10,000.00
HPRSIDANT	James Antrim	100.000%	0.000%	06/01/2031	63	06/01/2031	\$0.00	\$10,000.00
HPRSIDBRE	Philip Breland	100.000%	0.000%	12/01/2033	93	12/01/2033	\$0.00	\$10,000.00
HPRSIDCOU	Paha Sapa Holdings, LLC	100.000%	0.000%	04/01/2033	85	04/01/2033	\$0.00	\$10,000.00
HPRSIDJOH	Michael Johnson	100.000%	0.000%	11/01/2032	80	11/01/2032	\$0.00	\$10,000.00
HPRSIDUND	Ron Underhill	100.000%	0.000%	11/01/2032	80	11/01/2032	\$0.00	\$10,000.00
HPSID700	Dragon Belly LLC	100.000%	0.000%	03/01/2030	48	03/01/2030	\$0.00	\$3,331.80
HPSIDKNI	Anita Knipper	100.000%	0.000%	11/07/2029	44	11/07/2029	\$0.00	\$10,000.00
HPSIDWHT0	Carolyn White	100.000%	0.000%	06/01/2027	15	06/01/2027	\$0.00	\$10,000.00
Current Portfolio Yield: 0.000%							\$0.00	\$163,331.80


ACCOUNT ACTIVITY

Transaction Date	Check# or Reference	Loan Account	Transaction Amount	Distribution			Charges	Other	Trust
				Serv. Fees	Interest	Principal			
⚡ = Electronic Payment			\$0.00	\$0.00	\$0.00	\$0.00	\$0.00	\$0.00	\$0.00

CHECKS SCHEDULED TO BE PRINTED

Transaction Date	Scheduled Date	Loan Account	Transaction Amount	Distribution			Charges	Other	Escrow
				Serv. Fees	Interest	Principal			
			\$0.00	\$0.00	\$0.00	\$0.00	\$0.00	\$0.00	\$0.00

LENDER STATEMENT OF ACCOUNT



ACCOUNT NO	6
STATEMENT DATE	04/01/2026
STATEMENT PERIOD	03/01/2026 - 03/31/2026
PORTFOLIO BALANCE	\$331,485.61
PORTFOLIO YIELD	0.000%
INTEREST PAID IN 2026	\$0.00

LENDER

Windows/Doors- Forgivable
 PO BOX 482
 DEADWOOD SD 57732

Please advise us immediately of any discrepancies in the transactions or investment activity on your statement of account or if you contemplate changing your address. When making inquiries by telephone or in writing please give your account number. We urge you to keep this statement with your investment records.

INVESTMENT PORTFOLIO AS OF 03/31/2026

Loan Account	Borrower Name	Pct Owned	Interest Rate	Maturity Date	Term Left	Next Payment	Regular Payment	Loan Balance
23240073	Benjamin Greenlee	100.000%	0.000%	07/01/2035	112	07/01/2035	\$0.00	\$6,188.59
23240086	Jonathan Long	100.000%	0.000%	12/01/2034	105	12/01/2034	\$0.00	\$20,000.00
23240099	Lori Wilkinson	100.000%	0.000%	10/01/2035	115	10/01/2035	\$0.00	\$20,000.00
23240112	Nancy Fairbairn	100.000%	0.000%	09/01/2034	102	09/01/2034	\$0.00	\$20,000.00
23250011	Sean Byrne	100.000%	0.000%	09/01/2035	114	09/01/2035	\$0.00	\$20,000.00
23250012	Emrick Real Estate Group, LLC	100.000%	0.000%	12/01/2035	117	12/01/2035	\$0.00	\$13,900.00
CHPWINJL2	Dorrene Julius	100.000%	0.000%	04/27/2026	1	04/27/2026	\$0.00	\$15,066.88
CHPWINLW0	Tracy Lewis	100.000%	0.000%	03/01/2027	12	03/01/2027	\$0.00	\$8,268.42
HPCWINKNI	Anita Knipper	100.000%	0.000%	11/07/2029	44	11/07/2029	\$0.00	\$20,000.00
HPRWIN106	Bruce Oberlander	100.000%	0.000%	10/01/2030	55	10/01/2030	\$0.00	\$3,200.00
HPRWIN770	Dragon Belly LLC	100.000%	0.000%	01/01/2034	94	01/01/2034	\$0.00	\$1,507.96
HPRWIN772	Dragon Belly LLC	100.000%	0.000%	01/01/2034	94	01/01/2034	\$0.00	\$1,769.70
HPRWINANT	James Antrim	100.000%	0.000%	06/01/2031	63	06/01/2031	\$0.00	\$20,000.00
HPRWINBRE	Philip Breland	100.000%	0.000%	01/01/2034	94	01/01/2034	\$0.00	\$7,000.00
HPRWINCOU	Paha Sapa Holdings, LLC	100.000%	0.000%	05/01/2033	86	05/01/2033	\$0.00	\$11,400.00
HPRWINHOH	John Hohn	100.000%	0.000%	11/01/2033	92	11/01/2033	\$0.00	\$9,500.00
HPRWINJOH	Michael Johnson	100.000%	0.000%	11/01/2032	80	11/01/2032	\$0.00	\$16,800.00
HPRWINMUN	Jeffrey Munce	100.000%	0.000%	12/01/2030	57	12/01/2030	\$0.00	\$19,850.00
HPRWINPOT	Cara Mia LLC	100.000%	0.000%	06/01/2033	87	06/01/2033	\$0.00	\$7,237.90
HPRWINUND	Ron Underhill	100.000%	0.000%	11/01/2033	92	11/01/2033	\$0.00	\$2,271.93
HPWIN772	Dragon Belly LLC	100.000%	0.000%	03/01/2030	48	03/01/2030	\$0.00	\$6,660.40
HPWINBOB0	The FHE Company, LLC	100.000%	0.000%	05/01/2030	50	05/01/2030	\$0.00	\$18,000.00
HPWINHILL	Hills Partnership	100.000%	0.000%	11/30/2029	44	11/30/2029	\$0.00	\$751.56
HPWINKIN	Brian Kinkler	100.000%	0.000%	02/01/2030	47	02/01/2030	\$0.00	\$1,600.00
HPWINPET	Dragon Belly LLC	100.000%	0.000%	03/01/2030	48	03/01/2030	\$0.00	\$13,718.64
HPWINREA0	Bernie Reausaw	100.000%	0.000%	11/01/2028	32	11/01/2028	\$0.00	\$20,000.00
HPWINSHAM	Larry Shama	100.000%	0.000%	09/01/2027	18	09/01/2027	\$0.00	\$16,793.63
HPWINWHT0	Carolyn White	100.000%	0.000%	06/01/2027	15	06/01/2027	\$0.00	\$10,000.00
Current Portfolio Yield: 0.000%							\$0.00	\$331,485.61


ACCOUNT ACTIVITY

Transaction Date	Check# or Reference	Loan Account	Transaction Amount	Serv. Fees	Interest	Principal	Distribution	Charges	Other	Trust
= Electronic Payment			\$0.00	\$0.00	\$0.00	\$0.00	\$0.00	\$0.00	\$0.00	\$0.00

CHECKS SCHEDULED TO BE PRINTED

Transaction Date	Scheduled Date	Loan Account	Transaction Amount	Serv. Fees	Interest	Principal	Distribution	Charges	Other	Escrow
			\$0.00	\$0.00	\$0.00	\$0.00	\$0.00	\$0.00	\$0.00	\$0.00

LENDER STATEMENT OF ACCOUNT



ACCOUNT NO	7
STATEMENT DATE	04/01/2026
STATEMENT PERIOD	03/01/2026 - 03/31/2026
PORTFOLIO BALANCE	\$140,000.00
PORTFOLIO YIELD	0.000%
INTEREST PAID IN 2026	\$0.00

LENDER

Vacant Home- Forgivable
 PO BOX 482
 DEADWOOD SD 57732

Please advise us immediately of any discrepancies in the transactions or investment activity on your statement of account or if you contemplate changing your address. When making inquiries by telephone or in writing please give your account number. We urge you to keep this statement with your investment records.

INVESTMENT PORTFOLIO AS OF 03/31/2026

Loan Account	Borrower Name	Pct Owned	Interest Rate	Maturity Date	Term Left	Next Payment	Regular Payment	Loan Balance
25240113	Nancy Fairbairn	100.000%	0.000%	09/01/2034	102	09/01/2034	\$0.00	\$10,000.00
25250003	Robert Bailey, Jr	100.000%	0.000%	07/01/2035	112	07/01/2035	\$0.00	\$10,000.00
HPRVACBO	The FHE Company, LLC	100.000%	0.000%	05/01/2033	86	05/01/2033	\$0.00	\$10,000.00
HPRVACBYR	Sean Byrne	100.000%	0.000%	01/01/2034	94	01/01/2034	\$0.00	\$10,000.00
HPRVACJOH	Michael Johnson	100.000%	0.000%	11/01/2032	80	11/01/2032	\$0.00	\$10,000.00
HPRVACMCF	Danika McFarland	100.000%	0.000%	12/01/2033	93	12/01/2033	\$0.00	\$10,000.00
HPRVACPOT	Cara Mia LLC	100.000%	0.000%	10/01/2032	79	10/01/2032	\$0.00	\$10,000.00
HPRVACTHO	Mark Thompson II	100.000%	0.000%	02/01/2033	83	02/01/2033	\$0.00	\$10,000.00
HPRVACUND	Ron Underhill	100.000%	0.000%	03/01/2031	60	03/01/2031	\$0.00	\$10,000.00
HPRVACWEB	Todd Weber	100.000%	0.000%	07/01/2031	64	07/01/2031	\$0.00	\$10,000.00
HPVACBIAL	Kurt Bialas	100.000%	0.000%	03/01/2028	24	03/01/2028	\$0.00	\$10,000.00
HPVANCMJ0	Michael Johnson	100.000%	0.000%	11/01/2032	80	11/01/2032	\$0.00	\$10,000.00
HPVCNTBLM	Christopher Bloom	100.000%	0.000%	08/18/2026	5	08/18/2026	\$0.00	\$10,000.00
HPVCNWH0	Carolyn White	100.000%	0.000%	06/01/2027	15	06/01/2027	\$0.00	\$10,000.00
Current Portfolio Yield: 0.000%							\$0.00	\$140,000.00


ACCOUNT ACTIVITY

Transaction Date	Check# or Reference	Loan Account	Transaction Amount	Distribution					Trust
				Serv. Fees	Interest	Principal	Charges	Other	
⚡ = Electronic Payment			\$0.00	\$0.00	\$0.00	\$0.00	\$0.00	\$0.00	\$0.00

CHECKS SCHEDULED TO BE PRINTED

Transaction Date	Scheduled Date	Loan Account	Transaction Amount	Distribution					Escrow
				Serv. Fees	Interest	Principal	Charges	Other	
			\$0.00	\$0.00	\$0.00	\$0.00	\$0.00	\$0.00	\$0.00

LENDER STATEMENT OF ACCOUNT



Loan Servicer- Neighborhood Lending Services

ACCOUNT NO	8
STATEMENT DATE	04/01/2026
STATEMENT PERIOD	03/01/2026 - 03/31/2026
PORTFOLIO BALANCE	\$111,968.38
PORTFOLIO YIELD	0.9102%
INTEREST PAID IN 2026	\$168.59

LENDER
Retaining Wall- Payable PO BOX 482 DEADWOOD SD 57732

Please advise us immediately of any discrepancies in the transactions or investment activity on your statement of account or if you contemplate changing your address. When making inquiries by telephone or in writing please give your account number. We urge you to keep this statement with your investment records.

INVESTMENT PORTFOLIO AS OF 03/31/2026

Loan Account	Borrower Name	Pct Owned	Interest Rate	Maturity Date	Term Left	Next Payment	Regular Payment	Loan Balance
31240015	Glen Fasnacht	100.000%	0.000%	01/01/2030	46	04/01/2026	\$89.50	\$20,225.82
31250131	Heath Wolfe	100.000%	0.000%	03/01/2031	60	04/01/2026	\$177.23	\$31,900.54
HPRRWOWE	Ken Owens	100.000%	0.000%	12/01/2027	21	04/01/2026	\$118.98	\$23,914.38
HPRRWASTE	Aaron Sternhagen	100.000%	0.000%	08/01/2028	29	02/01/2026	\$167.48	\$5,166.91
HPRWBOBO5	Lance Bobolz	100.000%	5.000%	01/01/2028	22	04/01/2026	\$116.04	\$11,922.26
HPRWPGASR	Joseph Gasper III	100.000%	0.000%	01/01/2027	10	05/01/2026	\$252.24	\$8,263.21
HPRWSWAN2	David Swaney	100.000%	4.000%	10/01/2028	31	04/01/2026	\$60.22	\$10,575.26
Current Portfolio Yield: 0.910%							\$981.69	\$111,968.38

ACCOUNT ACTIVITY

Transaction Date	Check# or Reference	Loan Account	Transaction Amount	Distribution						
				Serv. Fees	Interest	Principal	Charges	Other	Trust	
03/04/2026	111111117	31240015	\$89.50	\$0.00	\$0.00	\$89.50	\$0.00	\$0.00	\$0.00	
03/04/2026	111111117	HPRWPGASR	\$255.00	\$0.00	\$0.00	\$255.00	\$0.00	\$0.00	\$0.00	
03/09/2026	111111122	HPRRWOWE	\$118.98	\$0.00	\$0.00	\$118.98	\$0.00	\$0.00	\$0.00	
03/09/2026	111111122	HPRWBOBO5	\$116.04	\$0.00	\$49.27	\$66.77	\$0.00	\$0.00	\$0.00	
03/09/2026	111111122	HPRWSWAN2	\$60.22	\$0.00	\$34.85	\$25.37	\$0.00	\$0.00	\$0.00	
03/30/2026	111111134	HPRWPGASR	\$255.00	\$0.00	\$0.00	\$255.00	\$0.00	\$0.00	\$0.00	
⚡ = Electronic Payment			\$894.74	\$0.00	\$84.12	\$810.62	\$0.00	\$0.00	\$0.00	

CHECKS SCHEDULED TO BE PRINTED

Transaction Date	Scheduled Date	Loan Account	Transaction Amount	Distribution					
				Serv. Fees	Interest	Principal	Charges	Other	Escrow
			\$0.00	\$0.00	\$0.00	\$0.00	\$0.00	\$0.00	\$0.00

**Deadwood Historic Preservation
Revolving Loan Fund**

02.20.2024

Investor # HP = DHP Revolving Loan Fund

Loan # Code	Pool Code	Loan Type	Interest Rate	Program
-------------	-----------	-----------	---------------	---------

11	R 0	Residential	0.00%	Revolving Loan Fund
11	R 3.0	Residential	3.00%	Revolving Loan Fund
11	R 3.5	Residential	3.50%	Revolving Loan Fund
11	R 4	Residential	4.00%	Revolving Loan Fund
11	R 4.5	Residential	4.50%	Revolving Loan Fund
11	R 5.0	Residential	5.00%	Revolving Loan Fund

21	RSFND	Residential	0.00%	Foundation Program
22	RSSID	Residential	0.00%	Siding Program
23	RSWIN	Residential	0.00%	Window Program
24	RSPE	Residential	0.00%	Special Needs Elderly
25	RSVAC	Residential	0.00%	Vacant Home Program

31	RRW0	Residential	0.00%	Retaining Wall- Owner
31	RRW4	Residential	4.00%	Retaining Wall- Owner
31	RRW5	Residential	5.00%	Retaining Wall- Owner

OO	RIP-R	Residential	0.00%	RW Owner- In Construction
----	-------	-------------	-------	---------------------------

Investor #HPRW = City of Deadwood Portion of Retaining Wall- Forgivable

32	Perm	Residential	0.00%	Retaining Wall- City Portion
----	------	-------------	-------	------------------------------

OO	CRW-Pe	Residential	0.00%	RW City- In Construction
----	--------	-------------	-------	--------------------------

Loan # Code	Pool Code	Loan Type	Interest Rate	Program
-------------	-----------	-----------	---------------	---------

41	C0	Commercial	0.00%	Revolving Loan Fund
41	C1	Commercial	1.00%	Revolving Loan Fund
41	C2	Commercial	2.00%	Revolving Loan Fund
41	C3	Commercial	3.00%	Revolving Loan Fund
41	C4	Commercial	4.00%	Revolving Loan Fund
41	C5	Commercial	5.00%	Revolving Loan Fund
41	C6	Commercial	6.00%	Revolving Loan Fund
41	C7	Commercial	7.00%	Revolving Loan Fund
42	CFAC	Commercial	0.00%	Façade Easement Loan
43	CUFR	Commercial	0.00%	Upper Floor Revital Loan

OO	RIP-C	Commercial	0.00%	Const. Projects in Process
----	-------	------------	-------	----------------------------