



HISTORIC PRESERVATION

ANNUAL LOAN REPORT for 2024

Presented - February 2025



Historic Preservation



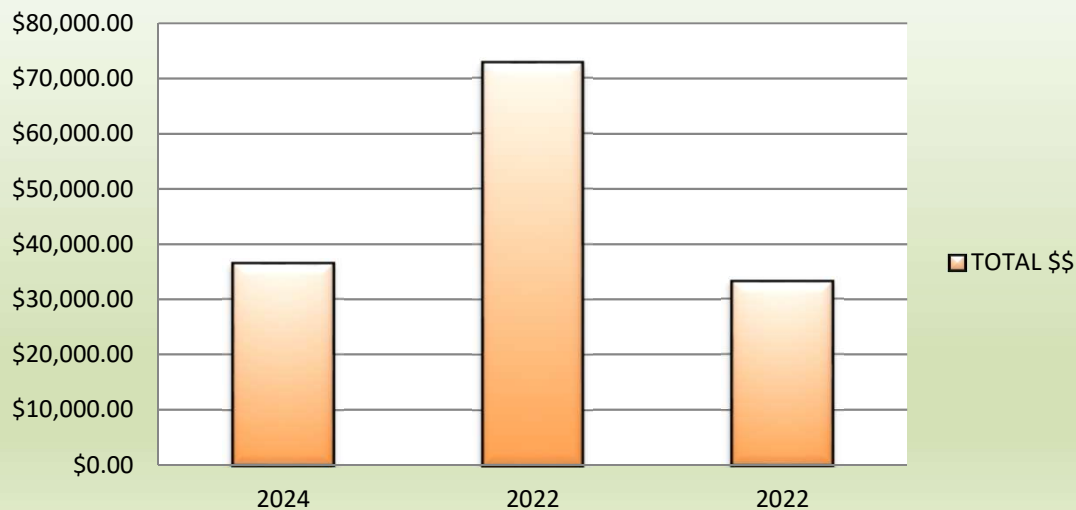
2024 REVOLVING LOAN FUND- REFINANCE

YEAR	PROPERTY ADDRESS	LOAN AMOUNT
2024	512 Cliff	\$26,648.12
2024	55 Taylor	\$9,733.44
2023	2 Dudley	\$18,139.75
	17 Lincoln	\$26,856.53
	47 Forest	\$19,668.00
	53 Lincoln	\$8,098.22
2022	160 Charles	\$18,672.38
	91 Forest Ave	\$14,397.60

YEARLY TOTALS

	2024	2022	2022
Number of Loans	2	4	2
Loan Amount Total	\$36,381.56	\$72,762.50	\$33,069.98

RLF LOANS REFINANCED



Deadwood Historic Preservation



2024 REVOLVING LOAN FUND - RETAINING WALL PROGRAM

OWNER PORTION

YEAR	PROPERTY ADDRESS	LOAN AMOUNT
2024	74 Van Buren	\$21,478.82
	5 Harrison	\$14,835.00
2023	51 Van Buren	\$24,000.00
	318 Williams	\$10,048.83
2022	23 Centennial	\$28,554.60
	9 Shine St	\$24,910.13

YEARLY TOTALS

	2024	2023	2022
Number of Loans	2	2	2
Loan Amount Total	\$36,313.82	\$34,048.83	\$53,464.73

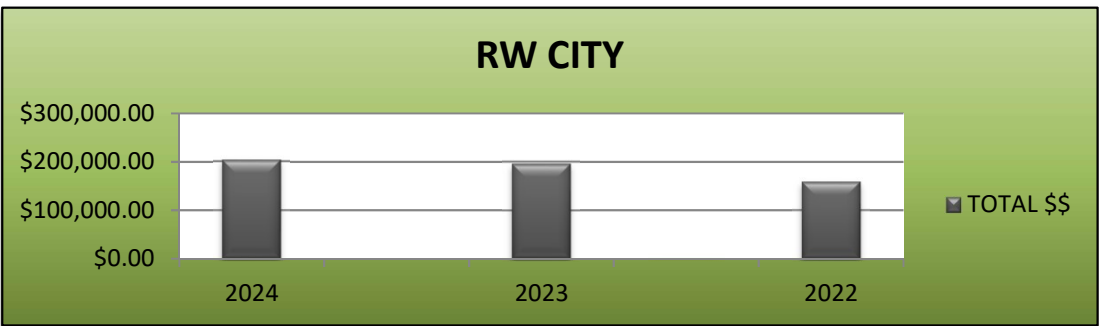


CITY PORTION

YEAR	PROPERTY ADDRESS	LOAN AMOUNT
2024	74 Van Buren	\$41,237.00
	33 1/2 Jackson	\$161,485.00
2023	51 Van Buren	\$186,448.00
	318 Williams	\$8,670.00
2022	23 Centennial	\$112,819.30
	8 Shine St	\$45,082.88

YEARLY TOTALS

	2024	2023	2022
Number of Loans	2	2	2
Loan Amount Total	\$202,722.00	\$195,118.00	\$157,902.18



Deadwood Historic Preservation

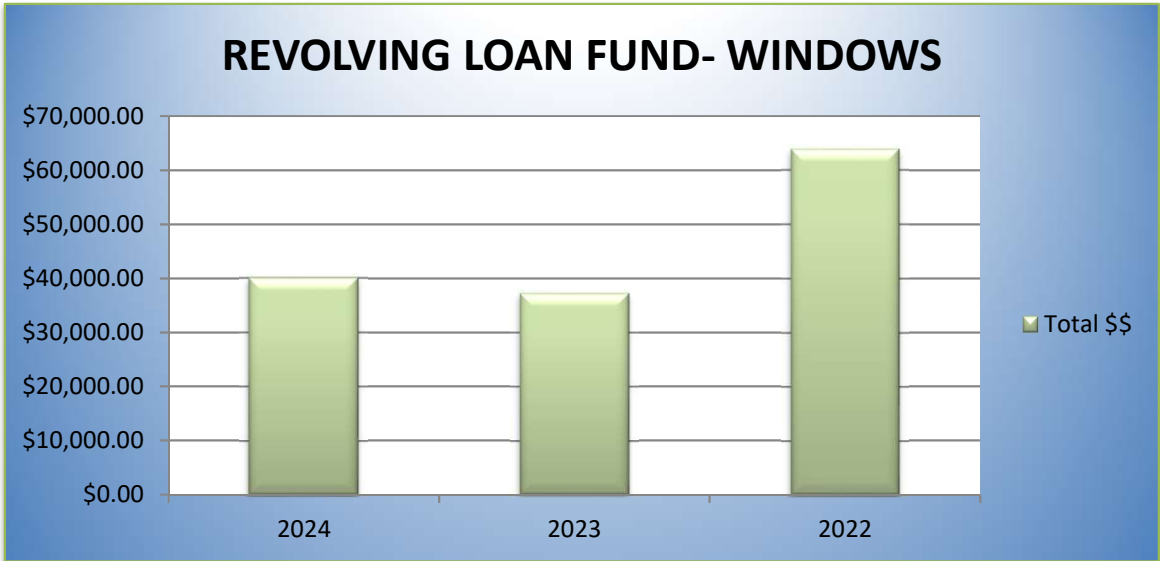


2024 REVOLVING LOAN FUND- WINDOWS

YEAR	PROPERTY ADDRESS	LOAN AMOUNT
2024	299 Williams	\$20,000.00
	67 Terrace	\$20,000.00
2023	770 Main	\$1,507.96
	772 Main	\$1,769.70
	57 Forest	\$20,000.00
	9 Shine St	\$13,900.00
2022	152 Charles	\$7,237.90
	20 Denver	\$20,000.00
	23 Monroe	\$11,400.00
	65 Terrace	\$6,597.23
	7 Emery	\$2,100.00
	58 Washington	\$7,000.00
	402 Williams	\$9,500.00

YEARLY TOTALS

	2024	2023	2022
Number of Loans	2	4	7
Loan Amount Total	\$40,000.00	\$37,177.66	\$63,835.13



Deadwood Historic Preservation

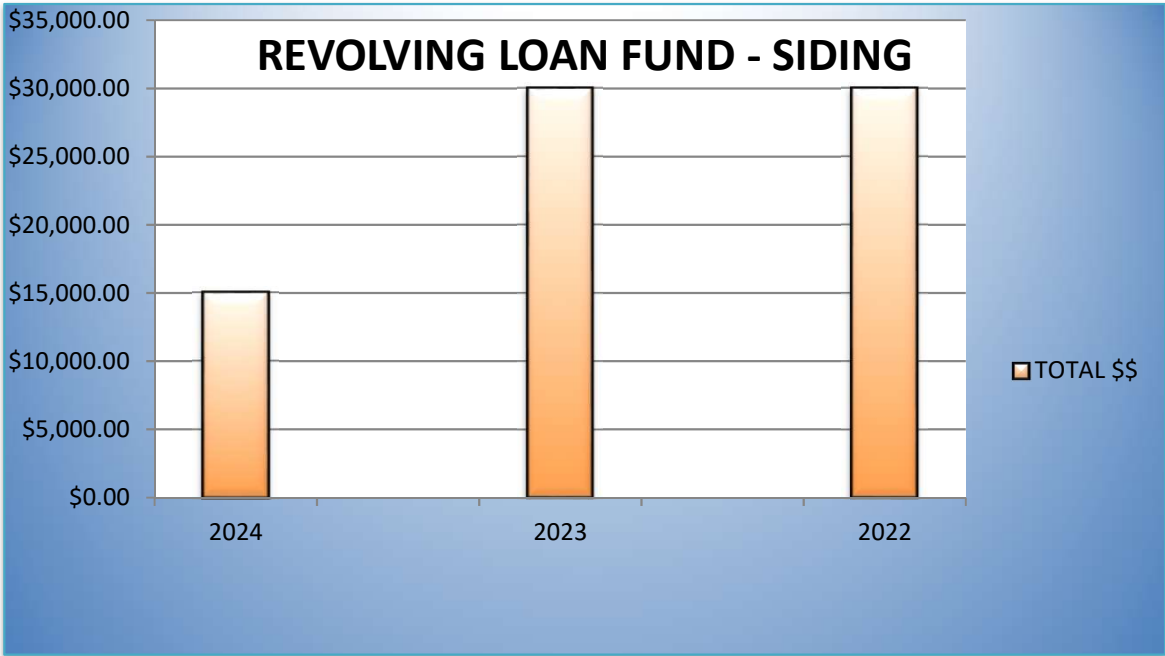


2024 REVOLVING LOAN FUND- SIDING

	PROPERTY ADDRESS	LOAN AMOUNT
2024	299 Williams	\$5,000.00
	67 Terrace	\$10,000.00
2023	57 Forest	\$10,000.00
	358 Williams	\$10,000.00
	9 Shine	\$10,000.00
2022	20 Denver	\$10,000.00
	23 Monroe	\$10,000.00
	58 Washington	\$10,000.00

YEARLY TOTALS

	2024	2023	2022
Number of Loans	2	3	3
Loan Amount Total	\$15,000.00	\$30,000.00	\$30,000.00



Deadwood Historic Preservation

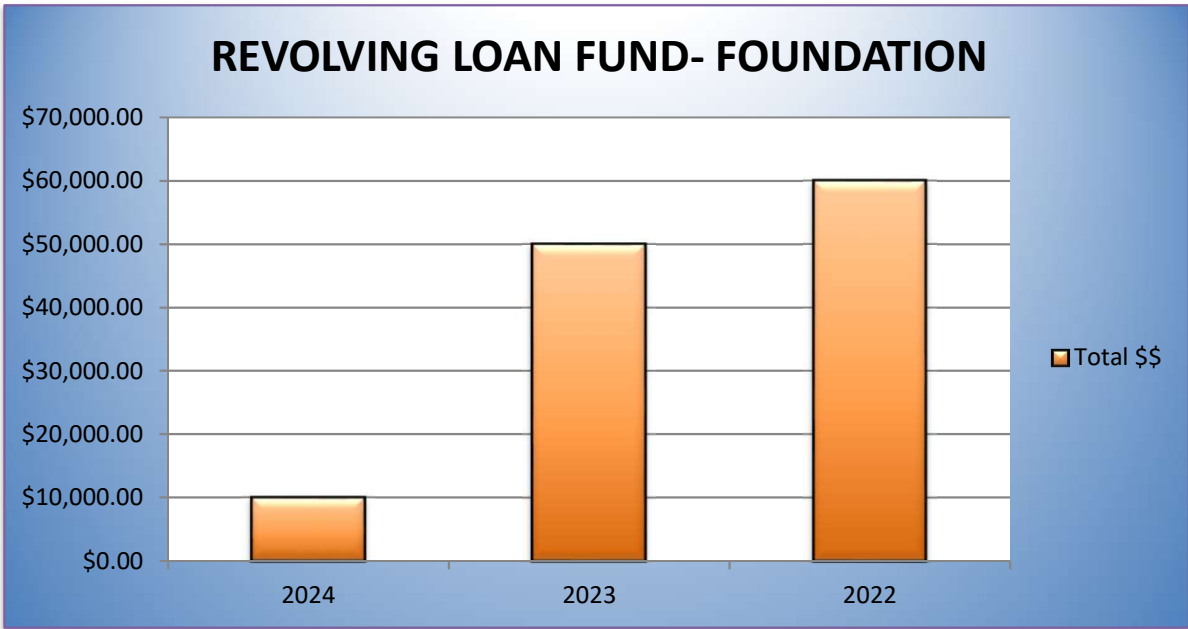


2024 REVOLVING LOAN FUND- FOUNDATION

YEAR	PROPERTY ADDRESS	LOAN AMOUNT
2024	299 Williams	\$10,000.00
2023	37 Lincoln Ave	\$10,000.00
	52 Van Buren	\$10,000.00
	57 Forest	\$10,000.00
	358 Williams	\$10,000.00
	9 Shine	\$10,000.00
2022	152 Charles	\$10,000.00
	20 Denver	\$10,000.00
	57 Van Buren	\$10,000.00
	7 Emery	\$10,000.00
	66 Lincoln	\$10,000.00
	58 Washington	\$10,000.00

YEARLY TOTALS

	2024	2023	2022
Number of Loans	1	5	6
Loan Amount Total	\$10,000.00	\$50,000.00	\$60,000.00



Deadwood Historic Preservation



2024 REVOLVING LOAN FUND- VACANT

YEAR	PROPERTY ADDRESS	LOAN AMOUNT
2024		\$0.00
2023	37 Lincoln Ave	\$10,000.00
	57 Forest	\$10,000.00
	39 Stewart	\$10,000.00
2022	152 Charles	\$10,000.00
	20 Denver	\$10,000.00
	57 Van Buren	\$10,000.00
	56 Lincoln Ave	\$10,000.00

YEARLY TOTALS

	2024	2023	2022
Number of Loans	0	4	1
Loan Amount Total	\$0.00	\$30,000.00	\$40,000.00



Deadwood Historic Preservation

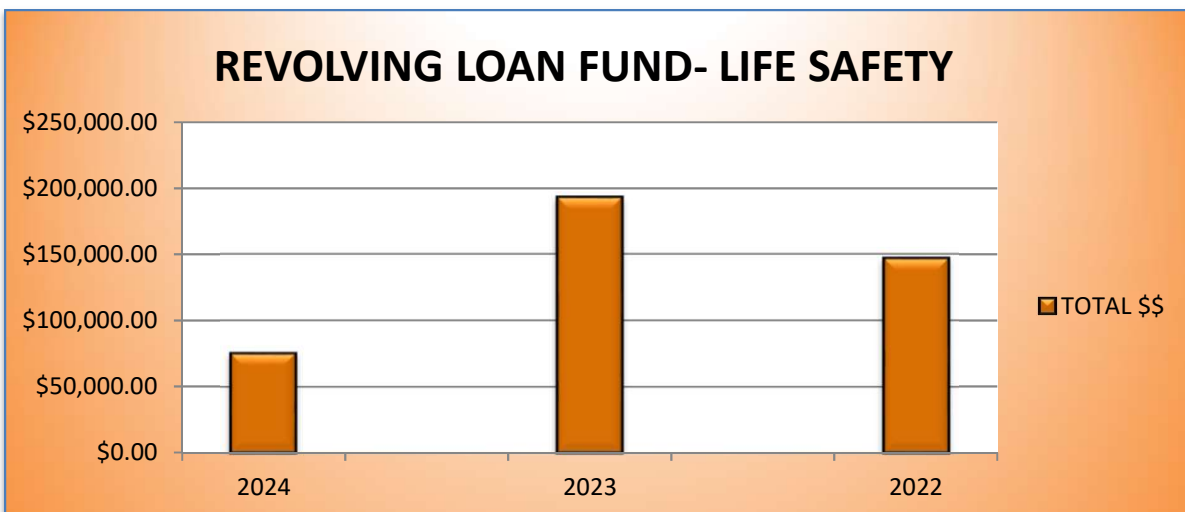


2024 REVOLVING LOAN FUND- LIFE SAFETY

YEAR	PROPERTY ADDRESS	LOAN AMOUNT
2024	7 Stewart	\$24,902.68
	299 Williams	\$25,000.00
	23 Centennial	\$25,000.00
2023	23-25 Lincoln	\$17,638.89
	52 Van Buren	\$25,000.00
	57 Forest	\$25,000.00
	358 Williams	\$25,000.00
	18 Denver	\$25,000.00
	47 Lincoln	\$25,000.00
	39 Stewart	\$25,000.00
	9 Shine St	\$25,000.00
2022	20 Denver	\$25,000.00
	23 Monroe	\$25,000.00
	57 Van Buren	\$11,479.20
	39 Washington	\$1,867.00
	66 Taylor	\$21,864.08
	56 Lincoln	\$25,000.00
	66 Lincoln	\$8,741.00
	58 Washington	\$25,000.00
	772 Main	\$2,806.84

YEARLY TOTALS

	2024	2023	2022
Number of Loans	3	8	9
Loan Amount Total	\$74,902.68	\$192,638.89	\$146,758.12



Deadwood Historic Preservation

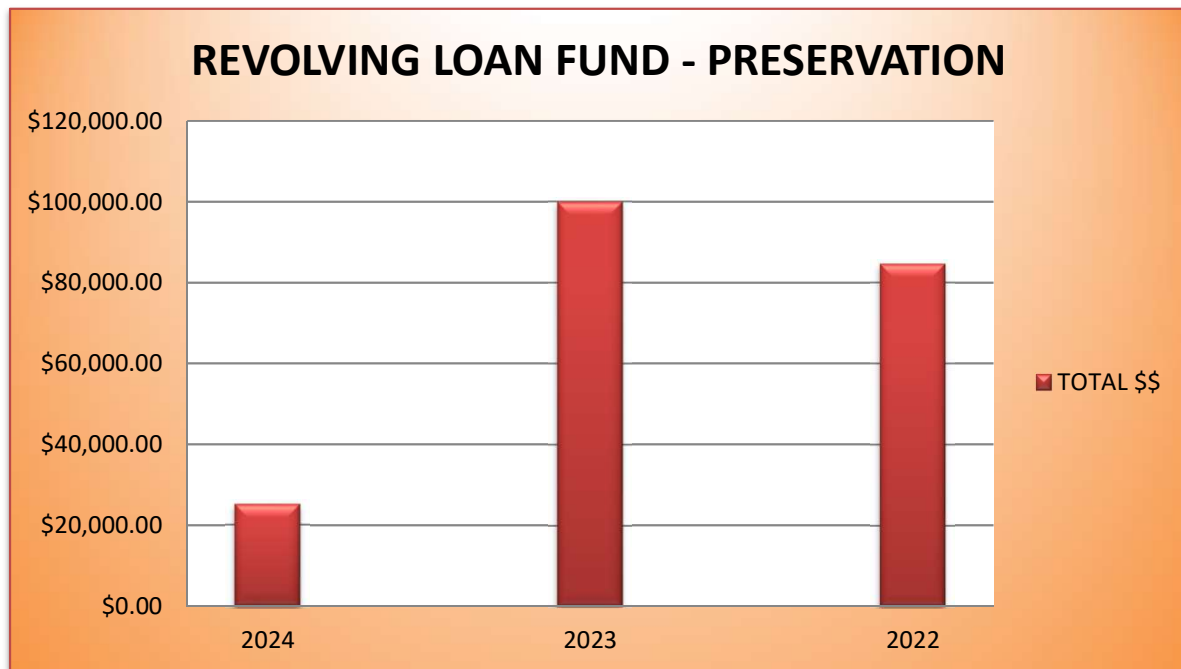


2024 REVOLVING LOAN FUND- PRESERVATION

	PROPERTY ADDRESS	LOAN AMOUNT
2024	23 Centennial	\$25,000.00
2023	52 Van Buren	\$25,000.00
	57 Forest	\$25,000.00
	358 Williams	\$25,000.00
	9 Shine St	\$25,000.00
2022	20 Denver	\$25,000.00
	23 Monroe	\$16,201.39
	7 Emery	\$18,481.77
	66 Lincoln	\$24,971.84

YEARLY TOTALS

	2024	2023	2022
Number of Loans	1	4	4
Loan Amount Total	\$25,000.00	\$100,000.00	\$84,655.00



Deadwood Historic Preservation

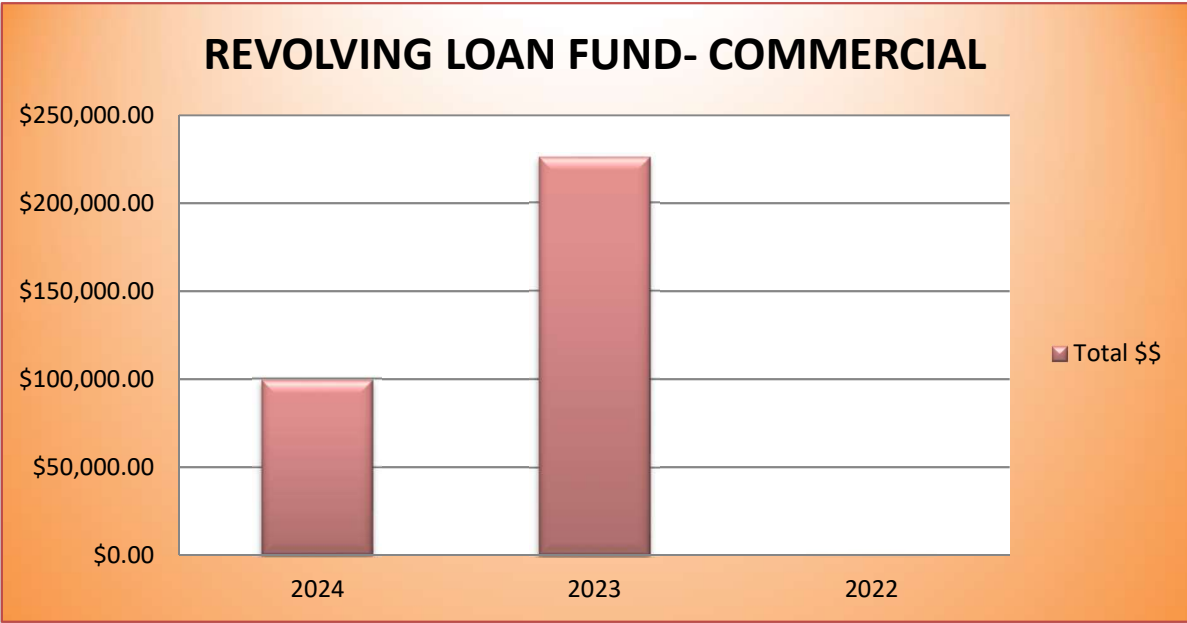


2024 REVOLVING LOAN FUND- COMMERCIAL

2024 YEAR	PROPERTY ADDRESS	LOAN AMOUNT
2024	745 Main	\$49,201.34
	745 Main	\$50,000.00
2023	608-610 Main St (refi of upper floor loan)	\$225,930.26
2022	NA	\$0.00

YEARLY TOTALS

	2024	2023	2022
Number of Loans	2	1	0
Loan Amount Total	\$99,201.34	\$225,930.26	\$0.00



Deadwood Historic Preservation

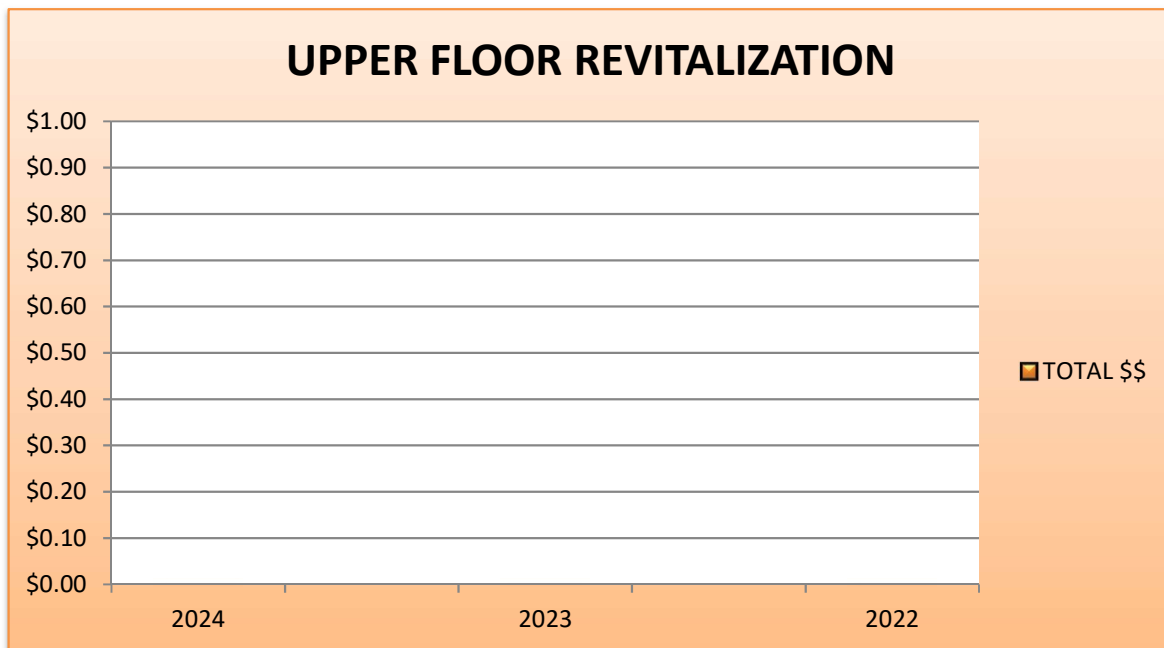


2024 REVOLVING LOAN FUND- UPPER FLOOR

	PROPERTY ADDRESS	LOAN AMOUNT
2024	NA	\$0.00
2023	NA	\$0.00
2022	NA	\$0.00

YEARLY TOTALS

	2024	2023	2022
Number of Loans	0	0	1
Loan Amount Total	\$0.00	\$0.00	\$0.00



Deadwood Historic Preservation



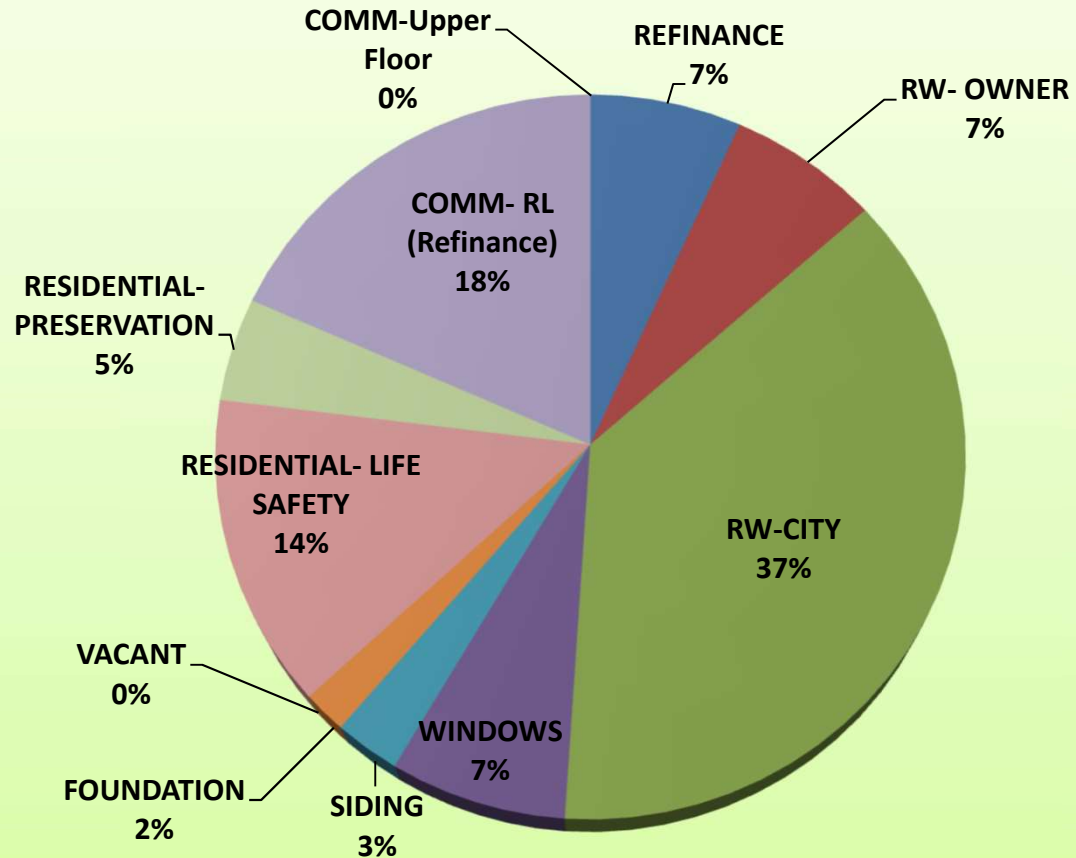
2024 YEAR SUMMARY - NEW LOANS IN DOLLARS

<u>PROGRAM</u>	<u>AMOUNT</u>
REFINANCE	\$36,381.56
RW- OWNER	\$36,313.82
RW-CITY	\$202,722.00
WINDOWS	\$40,000.00
SIDING	\$15,000.00
FOUNDATION	\$10,000.00
VACANT	\$0.00
RESIDENTIAL- LIFE SAFETY	\$74,902.68
RESIDENTIAL- PRESERVATION	\$25,000.00
COMM- RL (Refinance)	\$99,201.34
COMM-Upper Floor	\$0.00
TOTALS	\$539,521.40

Number of New Loans

2024	17
2023	36
2022	40

NEW LOANS IN DOLLARS - 2023



Deadwood Historic Preservation



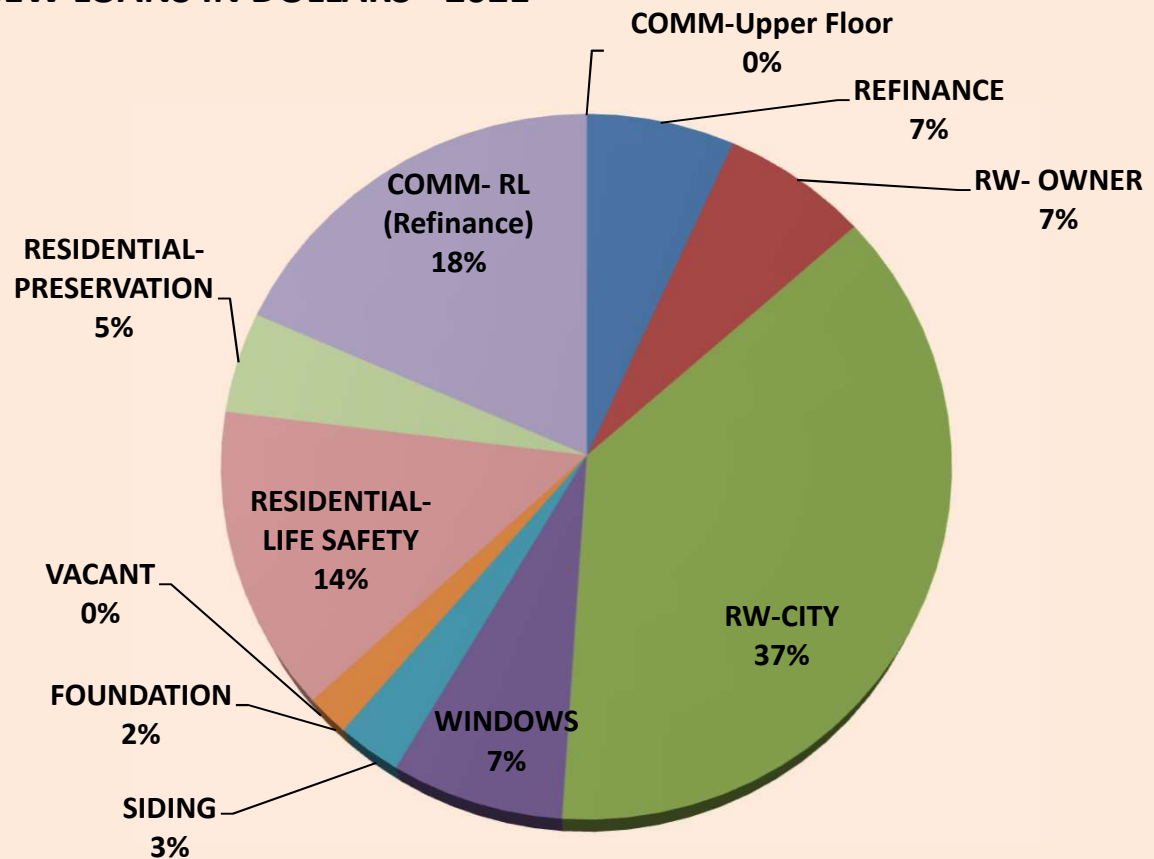
2023 YEAR SUMMARY - NEW LOANS IN DOLLARS

<u>PROGRAM</u>	<u>AMOUNT</u>
REFINANCE	\$72,762.50
RW- OWNER	\$34,048.83
RW-CITY	\$195,118.00
WINDOWS	\$37,177.66
SIDING	\$30,000.00
FOUNDATION	\$50,000.00
VACANT	\$30,000.00
RESIDENTIAL- LIFE SAFETY	\$192,638.89
RESIDENTIAL- PRESERVATION	\$100,000.00
COMM- RL	\$225,930.26
COMM-Upper Floor	\$0.00
TOTALS	\$967,676.14

Number of New Loans

2023	36
2022	40
2021	22

NEW LOANS IN DOLLARS - 2021



Deadwood Historic Preservation

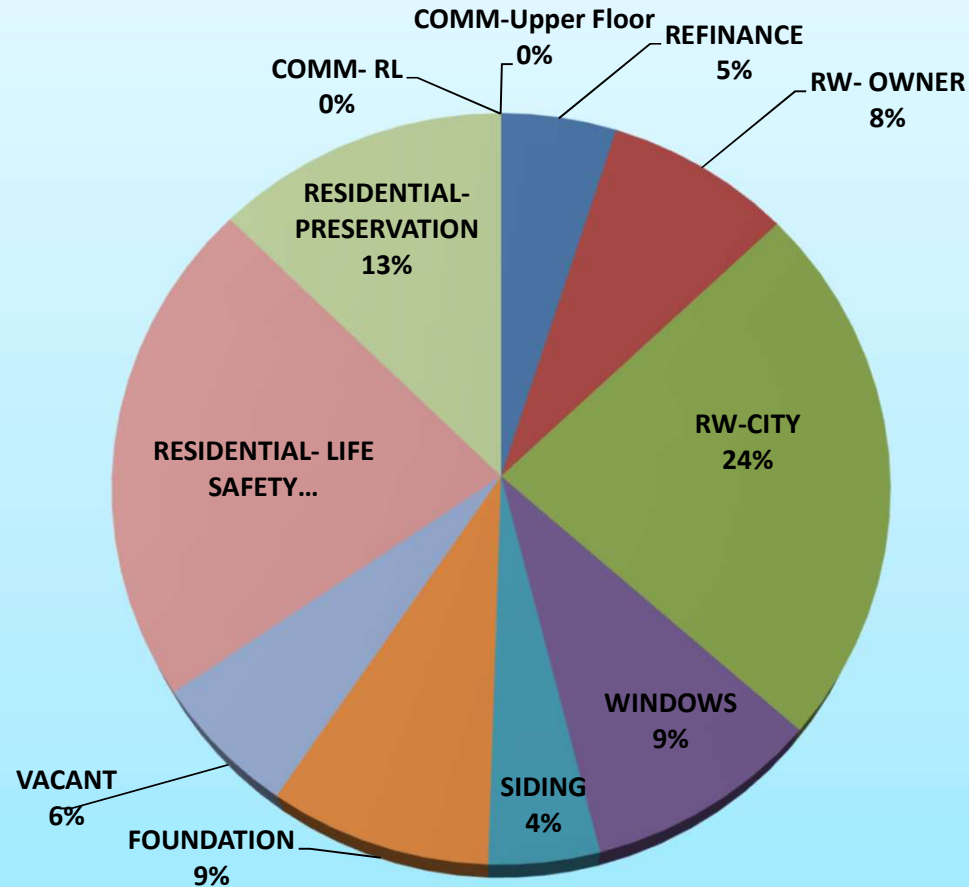


2022 YEAR SUMMARY- NEW LOANS IN DOLLARS

<u>PROGRAM</u>	<u>AMOUNT</u>
REFINANCE	\$33,069.98
RW- OWNER	\$53,464.73
RW-CITY	\$157,902.18
WINDOWS	\$63,835.13
SIDING	\$30,000.00
FOUNDATION	\$60,000.00
VACANT	\$40,000.00
RESIDENTIAL- LIFE SAFETY	\$146,758.12
RESIDENTIAL- PRESERVATION	\$84,655.00
COMM- RL	\$0.00
COMM-Upper Floor	\$0.00
TOTALS	\$669,685.14

Number of New Loans	
2022	40
2021	22
2020	25

NEW LOANS IN DOLLARS 2022



Deadwood Historic Preservation



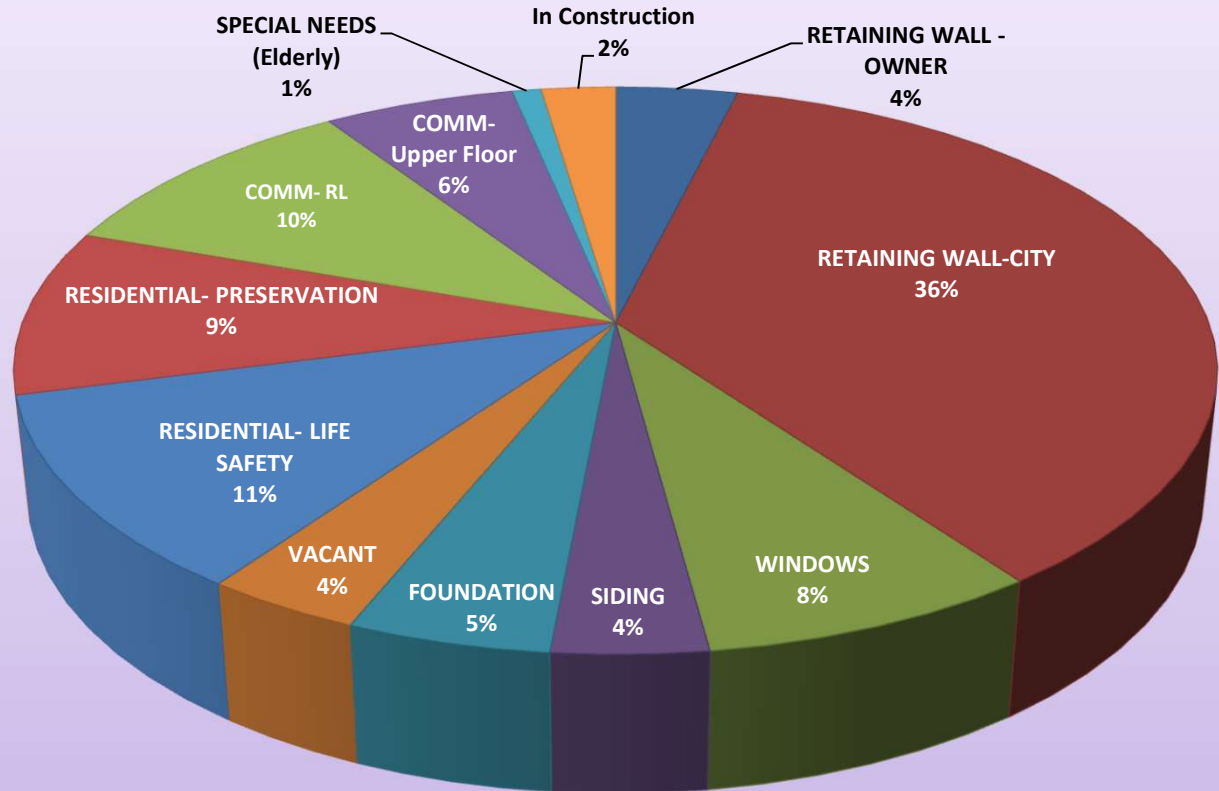
ACTIVE LOANS AS OF 12/31/2024

PROGRAM	AMOUNT
RETAINING WALL -OWNER	\$137,810.33
RETAINING WALL-CITY	\$1,295,498.39
WINDOWS	\$282,073.02
SIDING	\$128,267.18
FOUNDATION	\$167,500.72
VACANT	\$130,000.00
RESIDENTIAL- LIFE SAFETY	\$399,774.19
RESIDENTIAL- PRESERVATION	\$339,680.98
COMM- RL	\$367,647.76
COMM-Upper Floor	\$216,666.56
SPECIAL NEEDS (Elderly)	\$32,847.30
In Construction	\$84,140.94
TOTAL VOLUME	\$3,581,907.37
TOTAL VOLUME- 2023	\$ 3,487,716.76
TOTAL VOLUME- 2022	\$ 3,040,606.05

TOTAL ACTIVE LOANS

Number Active Loans- 12/31/2024	177
Number Active Loans- 12/31/2023	179
Number Active Loans- 12/31/2022	161

ACTIVE CLIENT LOANS - December 31, 2024



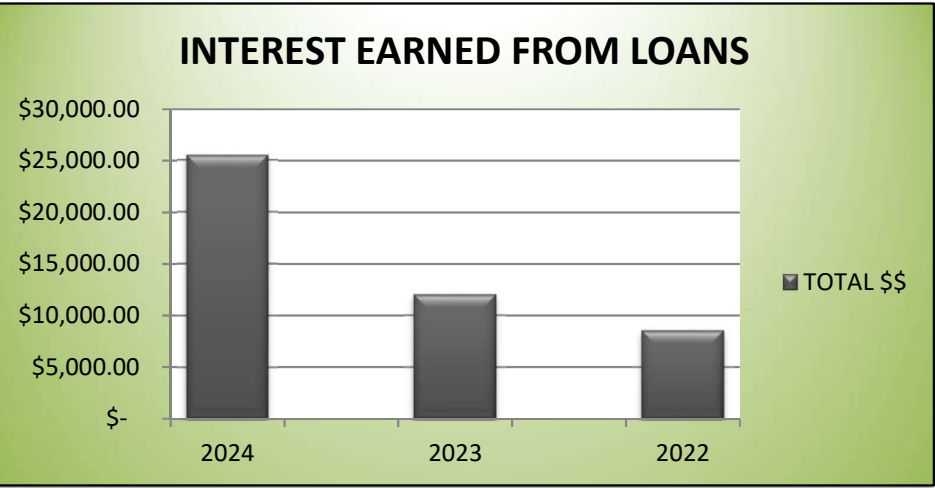
Deadwood Historic Preservation



INTEREST EARNED

YEARLY TOTALS

	2024	2023	2022
Number of Loans	\$ 25,495.81	\$ 11,987.07	\$ 8,520.07
Loan Amount Total	177	179	161



ORIGINATION and SETTLEMENT FEES FROM NEW LOANS

YEARLY TOTALS

	2024	2023	2022
Number of Loans	\$ 15,557.66	\$ 23,851.21	\$ 12,901.19
Loan Amount Total	17	37	40

