

OFFICE OF  
**PLANNING, ZONING AND  
 HISTORIC PRESERVATION**  
 108 Sherman Street  
 Telephone (605) 578-2082  
 Fax (605) 578-2084



FOR OFFICE USE ONLY	
Case No.	_____
<input type="checkbox"/> Project Approval	
<input type="checkbox"/> Certificate of Appropriateness	
Date Received	___/___/___
Date of Hearing	___/___/___

## City of Deadwood Application for Project Approval OR Certificate of Appropriateness

The Deadwood Historic Preservation Commission reviews all applications. Approval is issued for proposed work in keeping with City of Deadwood Ordinances & Guidelines, South Dakota State Administrative Rules and the Secretary of the Interior's Standards for Rehabilitation.

This application must be typed or printed in ink and submitted to:

City of Deadwood  
 Deadwood Historic Preservation Office  
 108 Sherman Street  
 Deadwood, SD 57732

FOR INFORMATION REGARDING THIS FORM, CALL 605-578-2082

PROPERTY INFORMATION	
Property Address:	<u>478 Main St.</u>
Historic Name of Property (if known):	_____

APPLICANT INFORMATION	
Applicant is:	<input checked="" type="checkbox"/> Owner <input type="checkbox"/> contractor <input type="checkbox"/> architect <input type="checkbox"/> consultant <input type="checkbox"/> other _____

Owner's Name: <u>Crazy Ventures, LLC</u>
Address: <u>PO Box 116</u>
City: <u>White</u> State: <u>SD</u> Zip: <u>57276</u>
Telephone: <u>6056900918</u> Fax: _____
E-mail: <u>colborgmartin@yahoo.com</u>

Architect's Name: _____
Address: _____
City: _____ State: _____ Zip: _____
Telephone: _____ Fax: _____
E-mail: _____

Contractor's Name: <u>Gary Emmett Construction</u>
Address: <u>102 E 2<sup>nd</sup> St.</u>
City: <u>White</u> State: <u>SD</u> Zip: <u>57276</u>
Telephone: <u>6056901977</u> Fax: _____
E-mail: <u>gemmett@itotel.com</u>

Agent's Name: _____
Address: _____
City: _____ State: _____ Zip: _____
Telephone: _____ Fax: _____
E-mail: _____

TYPE OF IMPROVEMENT			
<input type="checkbox"/> Alteration (change to exterior)	<input type="checkbox"/> New Building	<input type="checkbox"/> Addition	<input type="checkbox"/> Accessory Structure
<input type="checkbox"/> New Construction	<input type="checkbox"/> Re-Roofing	<input type="checkbox"/> Wood Repair	<input type="checkbox"/> Exterior Painting
<input type="checkbox"/> General Maintenance	<input type="checkbox"/> Siding	<input checked="" type="checkbox"/> Windows	<input type="checkbox"/> Porch/Deck
<input type="checkbox"/> Other _____	<input type="checkbox"/> Awning	<input type="checkbox"/> Sign	<input type="checkbox"/> Fencing

<b>ACTIVITY: (CHECK AS APPLICABLE)</b>			
Project Start Date: _____		Project Completion Date (anticipated): _____	
<input type="checkbox"/> ALTERATION	<input type="checkbox"/> Front	<input type="checkbox"/> Side(s)	<input checked="" type="checkbox"/> Rear
<input type="checkbox"/> ADDITION	<input type="checkbox"/> Front	<input type="checkbox"/> Side(s)	<input type="checkbox"/> Rear
<input type="checkbox"/> NEW CONSTRUCTION	<input type="checkbox"/> Residential	<input type="checkbox"/> Other _____	
<input type="checkbox"/> ROOF	<input type="checkbox"/> New	<input type="checkbox"/> Re-roofing	<input type="checkbox"/> Material
	<input type="checkbox"/> Front	<input type="checkbox"/> Side(s)	<input type="checkbox"/> Rear <input type="checkbox"/> Alteration to roof
<input type="checkbox"/> GARAGE	<input type="checkbox"/> New	<input type="checkbox"/> Rehabilitation	
	<input type="checkbox"/> Front	<input type="checkbox"/> Side(s)	<input type="checkbox"/> Rear
<input type="checkbox"/> FENCE/GATE	<input type="checkbox"/> New	<input type="checkbox"/> Replacement	
	<input type="checkbox"/> Front	<input type="checkbox"/> Side(s)	<input type="checkbox"/> Rear
Material _____		Style/type _____ Dimensions _____	
<input checked="" type="checkbox"/> WINDOWS	<input type="checkbox"/> STORM WINDOWS	<input type="checkbox"/> DOORS	<input type="checkbox"/> STORM DOORS
	<input type="checkbox"/> Restoration	<input type="checkbox"/> Replacement	<input type="checkbox"/> New
	<input type="checkbox"/> Front	<input type="checkbox"/> Side(s)	<input checked="" type="checkbox"/> Rear
Material _____		Style/type _____	
<input type="checkbox"/> PORCH/DECK	<input type="checkbox"/> Restoration	<input type="checkbox"/> Replacement	<input type="checkbox"/> New
	<input type="checkbox"/> Front	<input type="checkbox"/> Side(s)	<input type="checkbox"/> Rear
Note: Please provide detailed plans/drawings			
<input type="checkbox"/> SIGN/AWNING	<input type="checkbox"/> New	<input type="checkbox"/> Restoration	<input type="checkbox"/> Replacement
	Material _____		Style/type _____ Dimensions _____
<input type="checkbox"/> OTHER – Describe in detail below or use attachments			

**DESCRIPTION OF ACTIVITY**

Describe in detail, the above activity (use attachments if necessary including type of materials to be used) and submit as applicable. Descriptive materials such as photos and drawings are necessary to illustrate the work and to help the commissioners and staff evaluate the proposed changes. Information should be supplied for each element of the proposed work along with general drawings and/or photographs as appropriate.

We are seeking approval for a wood casement window that would be installed in the downstairs bedroom and in the rear of the house at 478 Main Street. It is basically the same window that was approved this past spring and installed this fall in the upstairs bedrooms of the same property. We are required to have a large enough opening by the South Dakota Department of Health in order to comply to fire safety standards. If approved, we would remove the current window and replace it with the new one. The exterior of this window will appear to be a double hung window, which will not change the appearance of house at all.

**SIGNATURES**

**I HEREBY CERTIFY** I understand this application will not be accepted and processed until all the requested information has been supplied. I realize drawings and measurements must be exact and if errors result in a violation of the Commission's approval, then appropriate changes will have to be made. I also understand this application may require a site visit / additional research by staff and a PUBLIC HEARING by the DEADWOOD HISTORIC PRESERVATION COMMISSION.

I understand this application is for a Certificate of Appropriateness or Project Approval only and that a building permit is required for any uses associated with this location prior to any constructions, alterations, etc. All statements are true to the best of my knowledge and belief.

I understand approval is issued for proposed work in keeping with City of Deadwood Ordinances, South Dakota State Administrative Rules and the Secretary of the Interior's Standards for Rehabilitation and copies are available for my review.

*Martin Colberg* 12-10-21  
\_\_\_\_\_  
SIGNATURE OF OWNER(S)                      DATE

\_\_\_\_\_  
SIGNATURE OF AGENT(S)                      DATE

\_\_\_\_\_  
SIGNATURE OF OWNER(S)                      DATE

\_\_\_\_\_  
SIGNATURE OF AGENT(S)                      DATE

\_\_\_\_\_  
SIGNATURE OF OWNER(S)                      DATE

\_\_\_\_\_  
SIGNATURE OF AGENT(S)                      DATE

**APPLICATION DEADLINE**

This form and all supporting documentation **MUST** arrive by 5:00 p.m. on the 1<sup>st</sup> or 3<sup>rd</sup> Wednesday of every month to be considered at the next Historic Preservation Commission Meeting. The meeting schedule and filing deadlines are on file with the Historic Preservation Office. Any information not provided to staff in advance of the meeting will not be considered by the Commission during their deliberation. Please call if you have any questions and staff will assist you.


**Please use the attached criteria checklist as a guide to completing the application.** Incomplete applications cannot be reviewed and will be returned to you for more information. All submitted materials will be retained by the Historic Preservation Office. Do not submit your only copy of any piece of documentation.

The City of Deadwood Historic Preservation Office has numerous resources available for your assistance upon request.

### LINE ITEM QUOTES

The following is a schedule of the windows and doors for this project. For additional unit details, please see Line Item Quotes. Additional charges, tax or Terms and Conditions may apply. Detail pricing is per unit.

Line #1	Mark Unit:	List Price:	1,195.00
Qty: 1		Ext. List Price: USD	1,195.00




As Viewed From The Exterior


Entered As: RO  
 MO 28 5/8" X 50 21/32"  
 FS 25" X 47 1/2"  
 RO 26" X 48"

Primed Pine Exterior	45.00
Primed Pine Interior	45.00
Ultimate Wood Casement - Left Hand	847.00
Rough Opening w/ Subsill	
26" X 48"	
Frame Size w/ Subsill	
25" X 47 1/2"	
Primed Pine Sash Exterior	
Primed Pine Sash Interior	
IG - 3/4"	
Low E2 w/Argon	
Black Perimeter Bar	
ADL	206.00
Rectangular - Special Cut 1W2H	
Match UWWDH Interior and Exterior Sash Profiles and Divided Lite Bars	
Ovolo Interior Glazing Profile	
Standard Bottom Rail	
Beige Weather Strip	
Satin Taupe Folding Handle	
Satin Taupe Multi - Point Lock	
Aluminum Screen	
Satin Taupe Surround	
Bright View Mesh	
4 9/16" Jamb	
Primed Pine BMC	
Primed Pine W10341 - 2" Extended Thick Subsill	12.00
2" Long Sill Horns	40.00
No Installation Method	
***Note: ADL lite cuts are subject to approval.	
***Note: Unit Availability and Price is Subject to Change	

Project Subtotal List Price: USD 1,195.00  
 6.500% Sales Tax: USD 77.68  
 Project Total List Price: USD 1,272.68

Th  
 AM  
 ver  
 ava  
 ter





*Inside view*

