



*HISTORIC PRESERVATION*

## **ANNUAL LOAN REPORT for 2022**

**Presented - February 2023**



# Historic Preservation




## 2022 REVOLVING LOAN FUND- REFINANCE

	BORROWER	PROPERTY ADDRESS	LOAN AMOUNT
2022	Allen	160 Charles	\$18,672.38
	Gathmann	91 Forest Ave	\$14,397.60
2021	NA	NA	\$0.00
2020	Arsaga	128 Williams	\$7,612.58
	Bloom	17 Filmore	\$12,595.98
	Gorder	3 Rodenhaus	\$2,722.58
	Morse	20 Washington	\$3,837.18

### YEARLY TOTALS

	2022	2021	2020
#OF LOANS	2	0	4
TOTAL \$\$	\$33,069.98	\$0.00	\$26,768.32





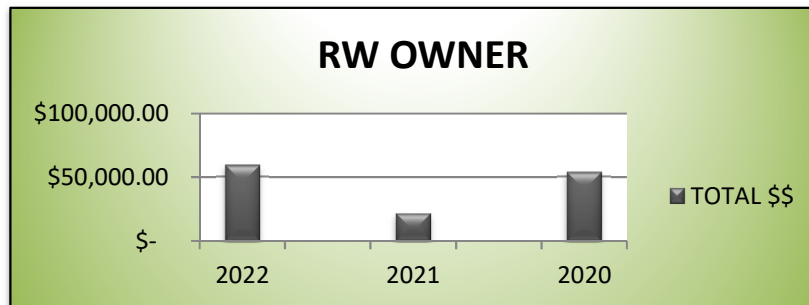
## 2022 REVOLVING LOAN FUND - RETAINING WALL PROGRAM

### OWNER PORTION

	BORROWER	PROPERTY ADDRESS	LOAN AMOUNT	
2022	Owens	23 Centennial	\$	28,554.60
	Emrick (Const)	9 Shine St	\$	30,671.69
2021	Gasper/Rich	40 Jefferson	\$	21,188.17
2020	Mikla	30 Adams	\$	39,500.94
	Shepard	16 Park	\$	14,161.68

### YEARLY TOTALS

	2022	2021	2020
#OF LOANS	2	1	2
TOTAL \$\$	\$ 59,226.29	\$ 21,188.17	\$ 53,662.62

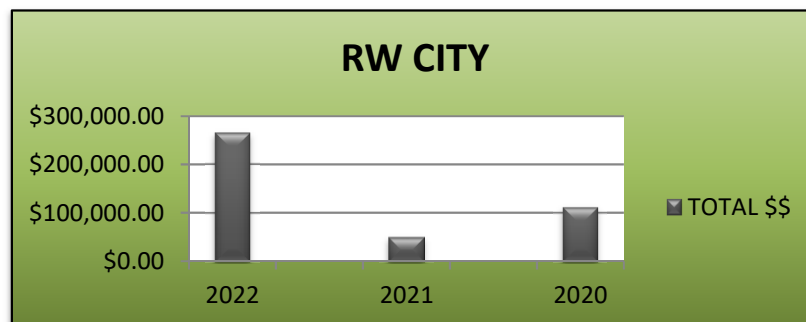


### CITY PORTION

	BORROWER	PROPERTY ADDRESS	LOAN AMOUNT	
2022	Owens	23 Centennial	\$	112,819.30
	Emrick Const)	8 Shine St	\$	152,097.00
2021	Gasper/Rich	40 Jefferson	\$	48,928.95
2020	Mikla	30 Adams	\$	91,445.00
	Shepard	16 Park	\$	20,604.00

### YEARLY TOTALS

	2022	2021	2020
#OF LOANS	2	1	2
TOTAL \$\$	\$264,916.30	\$ 48,928.95	\$ 112,049.00

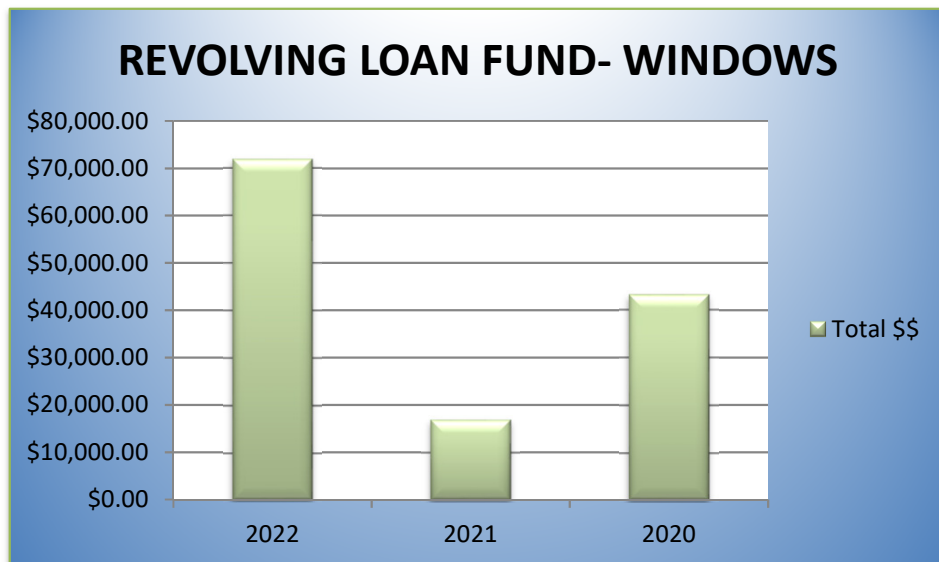




**2022 REVOLVING LOAN FUND - WINDOWS (LOANS)**

	<b>BORROWER</b>	<b>PROPERTY ADDRESS</b>	<b>LOAN AMOUNT</b>
2022	Cara Mia, LLC (Const)	152 Charles	\$7,850.00
	Byrne (Const)	20 Denver	\$20,000.00
	Coupens (Const)	23 Monroe	\$11,400.00
	Blair (Const)	65 Terrace	\$6,650.00
	The Fhe Copmpany	7 Emery	\$2,100.00
	Breland/Ohayon ( C )	58 Washington	\$14,400.00
	Hohn (Const)	402 Williams	\$9,500.00
2021	Johnson	288 Williams	\$16,800.00
2020	Antrim	168 Charles	\$20,000.00
	Oberlander	106 Charles	\$3,200.00
	Underhill (Const)	33 Taylor	\$20,000.00

	<u>2022</u>	<u>2021</u>	<u>2020</u>
<b>#OF LOANS</b>	7	1	3
<b>TOTAL \$\$</b>	\$71,900.00	\$16,800.00	\$43,200.00

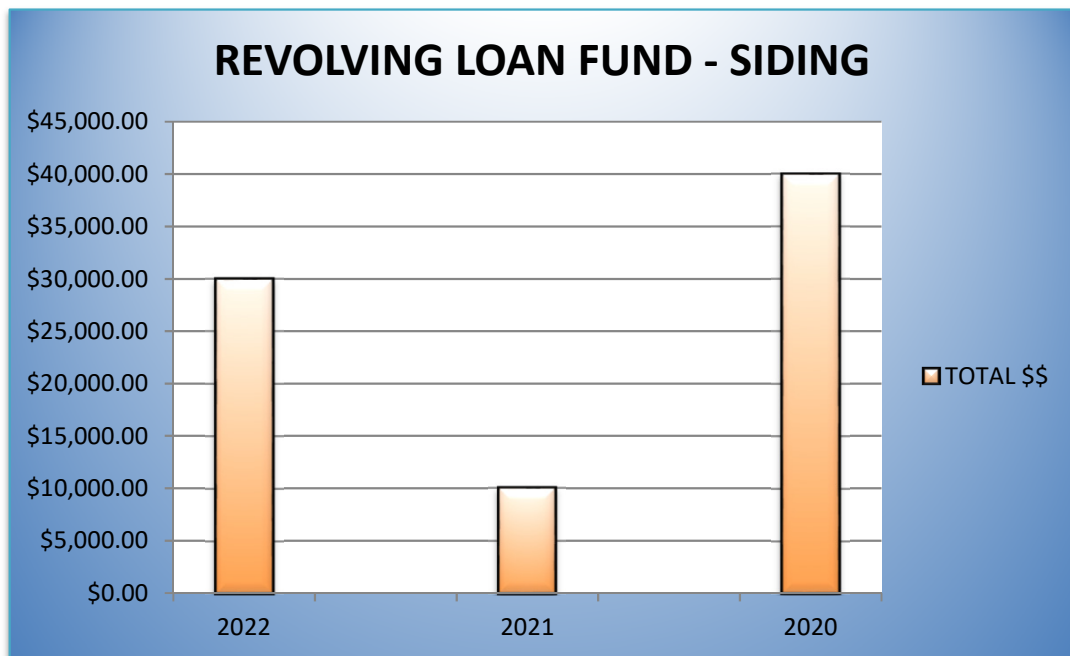




**2022 REVOLVING LOAN FUND - SIDING (LOANS)**

	<b>BORROWER</b>	<b>PROPERTY ADDRESS</b>	<b>LOAN AMOUNT</b>
2022	Byrne (Const)	20 Denver	\$10,000.00
	Coupens (Const)	23 Monroe	\$10,000.00
	Breland/Ohayon	58 Washington	\$10,000.00
2021	Johnson, Michael	288 Williams	\$10,000.00
2020	Antrim	168 Charles	\$10,000.00
	Bloom	17 Filmore	\$10,000.00
	Oberlander	106 Charles	\$10,000.00
	Underhill (Const)	33 Taylor	\$10,000.00

	<b>2022</b>	<b>2021</b>	<b>2020</b>
<b>#OF LOANS</b>	3	1	4
<b>TOTAL \$\$</b>	\$30,000.00	\$10,000.00	\$40,000.00

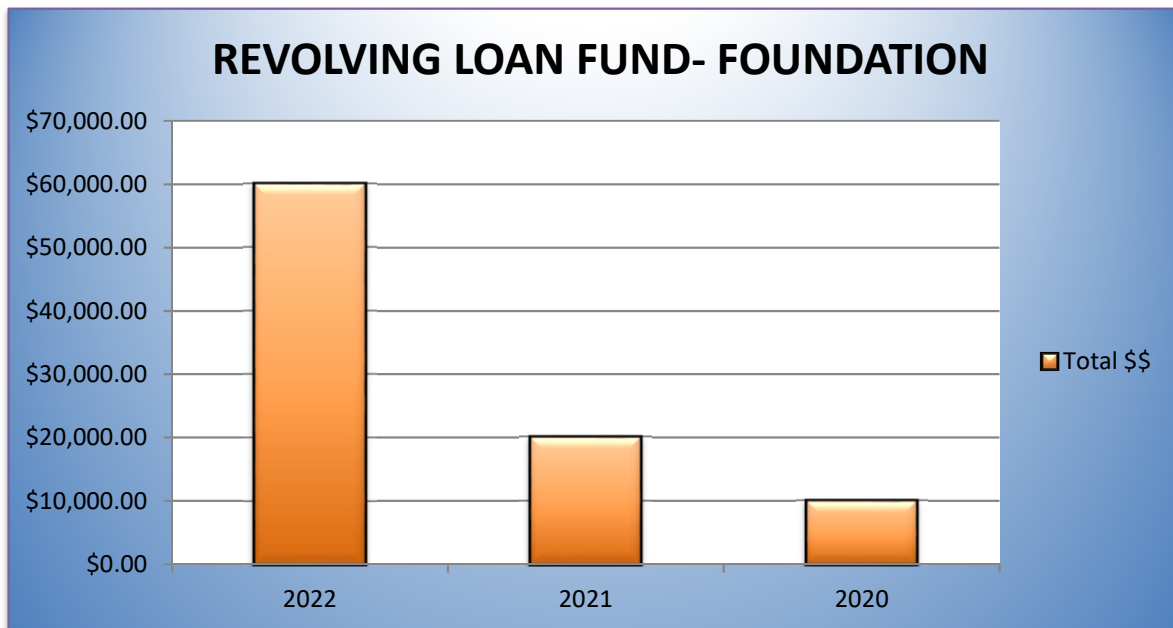




**2022 REVOLVING LOAN FUND - FOUNDATION (LOANS)**

	<b>BORROWER</b>	<b>PROPERTY ADDRESS</b>	<b>LOAN AMOUNT</b>
2022	Cara Mia	152 Charles	\$10,000.00
	Byrne (Const)	20 Denver	\$10,000.00
	The Fhe Company	57 Van Buren	\$10,000.00
	The Fhe Company	7 Emery	\$10,000.00
	Smith	66 Lincoln	\$10,000.00
	Breland/Ohayon	58 Washington	\$10,000.00
2021	Hohn	402 Williams	\$10,000.00
	Johnson	227 Williams	\$10,000.00
2020	Underhill	33 Taylor	\$10,000.00

	<u>2022</u>	<u>2021</u>	<u>2020</u>
<b>#OF LOANS</b>	6	2	2
<b>TOTAL \$\$</b>	\$60,000.00	\$20,000.00	\$10,000.00

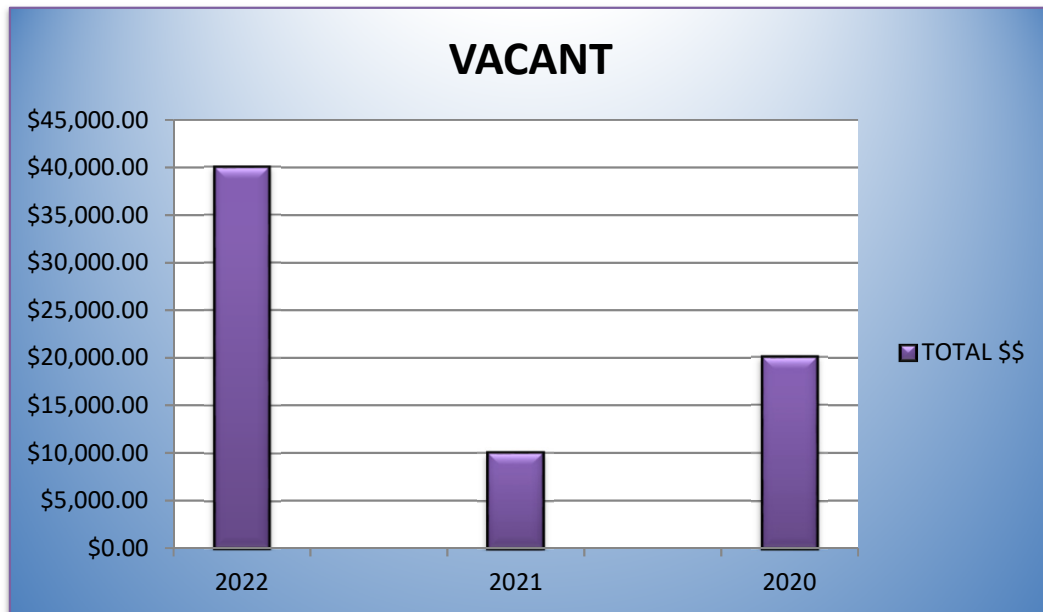




**2022 REVOLVING LOAN FUND -VACANT HOME**

	<b>BORROWER</b>	<b>PROPERTY ADDRESS</b>	<b>LOAN AMOUNT</b>
2022	Cara Mia	152 Charles	\$10,000.00
	Byrne (Const)	20 Denver	\$10,000.00
	The Fhe Company (Const)	57 Van Buren	\$10,000.00
	Thompson (Const)	58 Washington	\$10,000.00
2021	Johnson	227 Williams	\$10,000.00
2020	Underhill	33 Taylor	\$10,000.00
	Weber	562 Williams	\$10,000.00

	<u>2022</u>	<u>2021</u>	<u>2020</u>
<b>#OF LOANS</b>	4	1	2
<b>TOTAL \$\$</b>	\$40,000.00	\$10,000.00	\$20,000.00



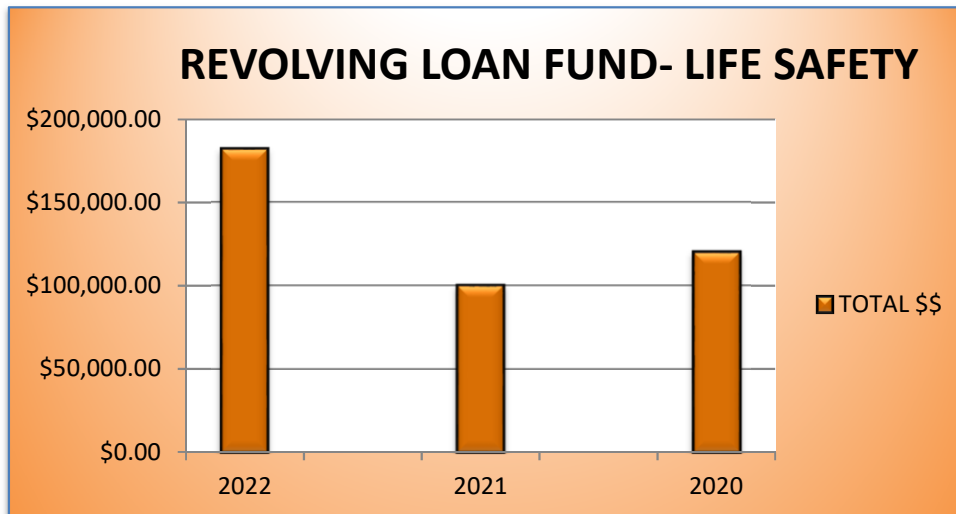
# Deadwood Historic Preservation



## 2022 REVOLVING LOAN FUND - LIFE SAFETY

	BORROWER	PROPERTY ADDRESS	LOAN AMOUNT
2022	Byrne (Const)	20 Denver	\$25,000.00
	Coupens (Const)	23 Monroe	\$25,000.00
	The Fhe Co.	57 Van Buren	\$25,000.00
	Thoreson	39 Washington	\$1,867.00
	Richerson (Const)	66 Taylor	\$25,000.00
	Thompson (Const)	56 Lincoln	\$25,000.00
	Smith (Const)	66 Lincoln	\$25,000.00
	Breland/Ohayon	58 Washington	\$25,000.00
	Dragon Belly LLC (Const)	772 Main	\$5,000.00
2021	Bloom	17 Fillmore	\$25,000.00
	Weber (Const)	562 Williams	\$25,000.00
	Potter (Const)	152 Charles	\$25,000.00
	Johnson (Const)	227 Williams	\$25,000.00
2020	Johnson, Joette	78 Williams	\$25,000.00
	Runge	37 Jackson	\$25,000.00
	Sjomeling (Const)	405 Williams	\$25,000.00
	Underhill	33 Taylor	\$25,000.00
	Westendorf	23 1/2 McKinley	\$20,000.00

	<u>2022</u>	<u>2021</u>	<u>2020</u>
<b>#OF LOANS</b>	9	4	5
<b>TOTAL \$\$</b>	\$181,867.00	\$100,000.00	\$120,000.00



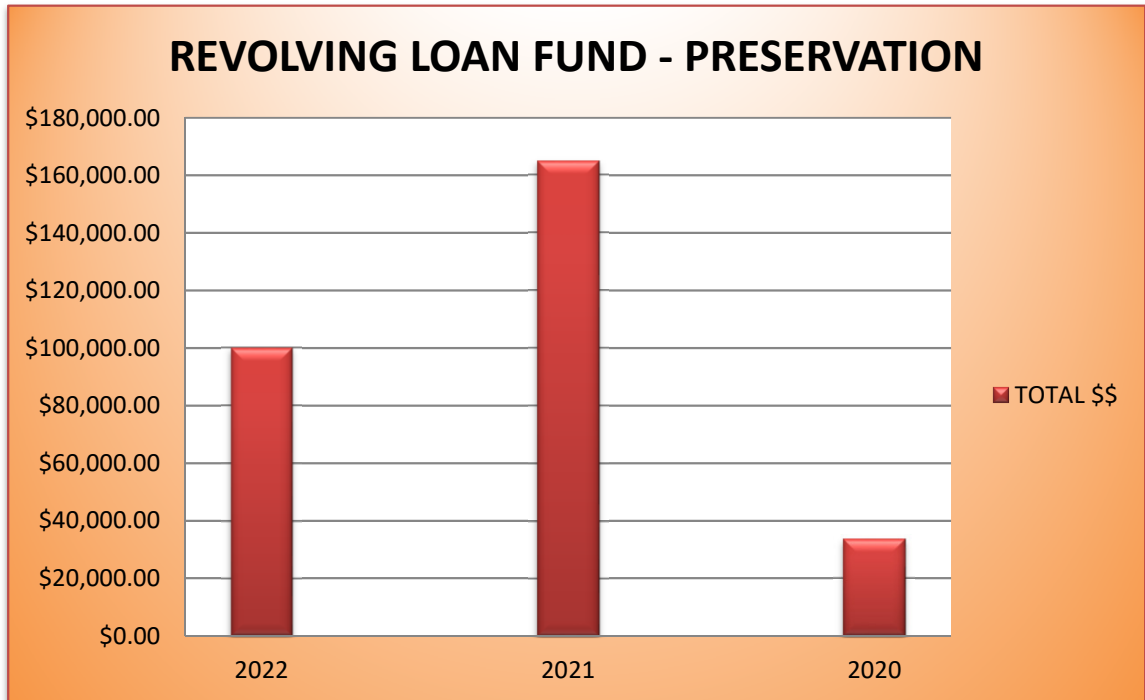




**2022 REVOLVING LOAN FUND - PRESERVATION**

	<b>BORROWER</b>	<b>PROPERTY ADDRESS</b>	<b>LOAN AMOUNT</b>
2022	Byrne (Const)	20 Denver	\$25,000.00
	Coupens (Const)	23 Monroe	\$25,000.00
	The Fhe Co. (Const)	7 Emery	\$25,000.00
	Richerson (Const)	66 Lincoln	\$25,000.00
2021	Bloom	17 Fillmore	\$4,904.27
	Sjomeling (Const)	405 Williams St	\$25,000.00
	Underhill	33 Taylor	\$25,000.00
	Underhill 2	33 Taylor	\$25,000.00
	Underhill 3 (Const)	33 Taylor	\$25,000.00
	Hohn (Const)	402 Williams	\$10,000.00
	Johnson (Const)	227 Williams	\$25,000.00
	Potter (Const)	152 Charles	\$25,000.00
2020	Schramm	7 Stewart	\$8,509.12
	Underhill	33 Taylor	\$25,000.00

	<u>2022</u>	<u>2021</u>	<u>2020</u>
<b>#OF LOANS</b>	4	8	2
<b>TOTAL \$\$</b>	\$100,000.00	\$164,904.27	\$33,509.12

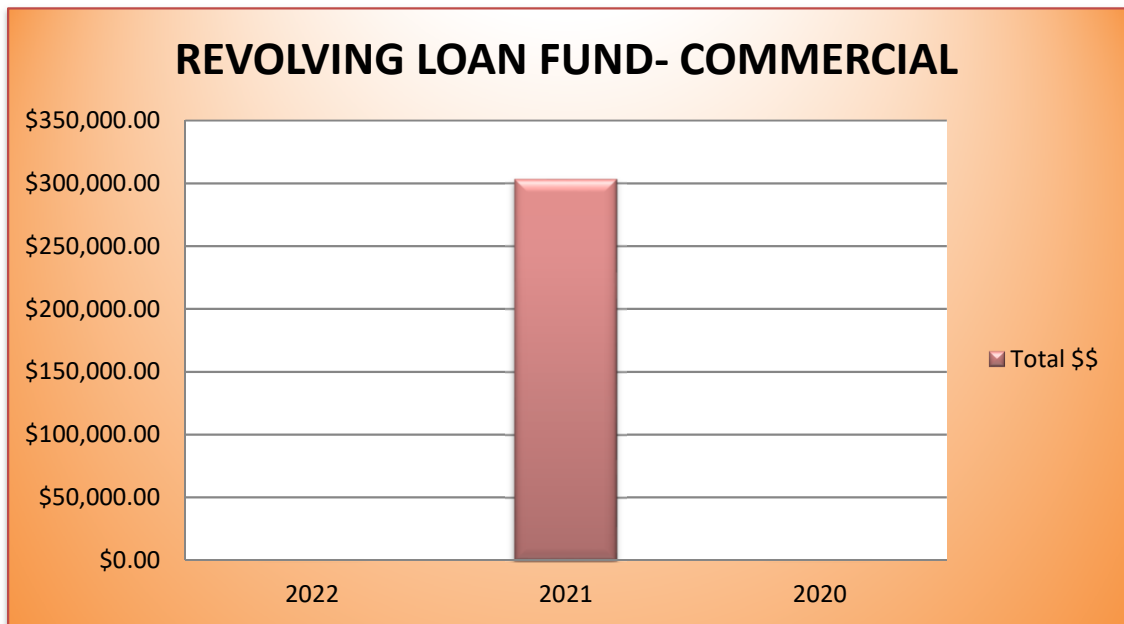




**2021 REVOLVING LOAN FUND - COMMERCIAL**

	<b>BORROWER</b>	<b>PROPERTY ADDRESS</b>	<b>LOAN AMOUNT</b>
2022	None		
2021	Masonic Center (Const)	715 Main St	\$303,343.00
2020	None	NA	\$0.00

	<u>2022</u>	<u>2021</u>	<u>2020</u>
<b>#OF LOANS</b>	0	1	0
<b>TOTAL \$\$</b>	\$0.00	\$303,343.00	\$0.00

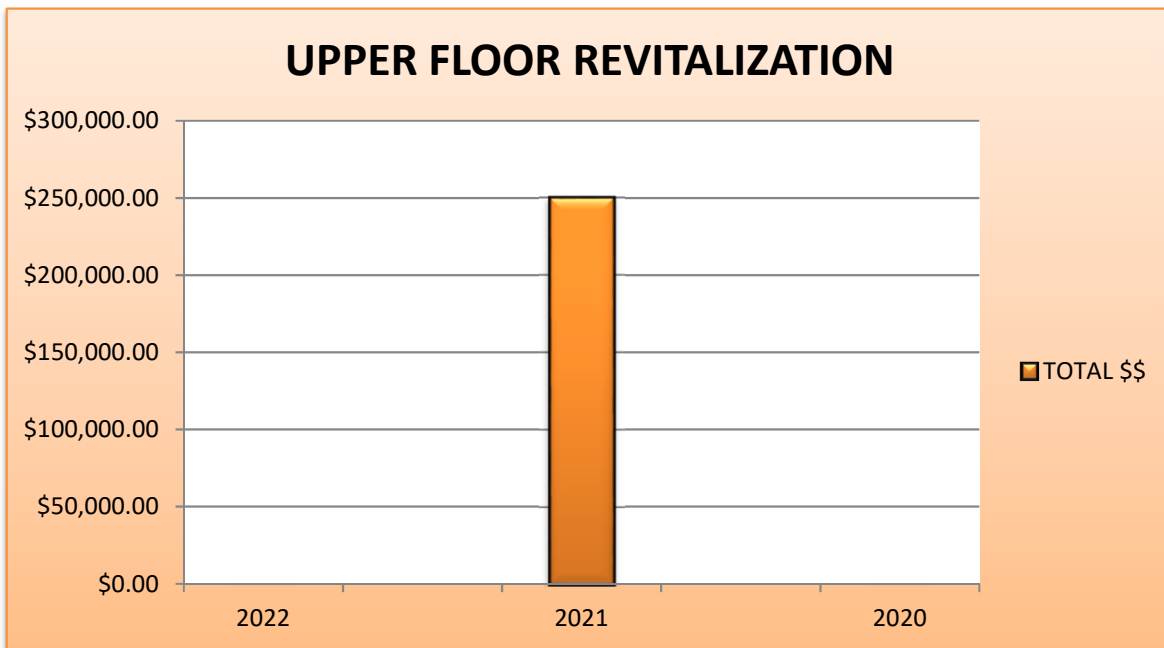




**2022 REVOLVING LOAN FUND - UPPER FLOOR REVITALIZATION**

	<b>BORROWER</b>	<b>PROPERTY ADDRESS</b>	<b>LOAN AMOUNT</b>
2022	None		\$0.00
2021	Deadwood Main, LLC	696 Main	\$250,000.00
2020	None	NA	\$0.00

	<u>2022</u>	<u>2021</u>	<u>2020</u>
<b>#OF LOANS</b>	0	1	0
<b>TOTAL \$\$</b>	\$0.00	\$250,000.00	\$0.00

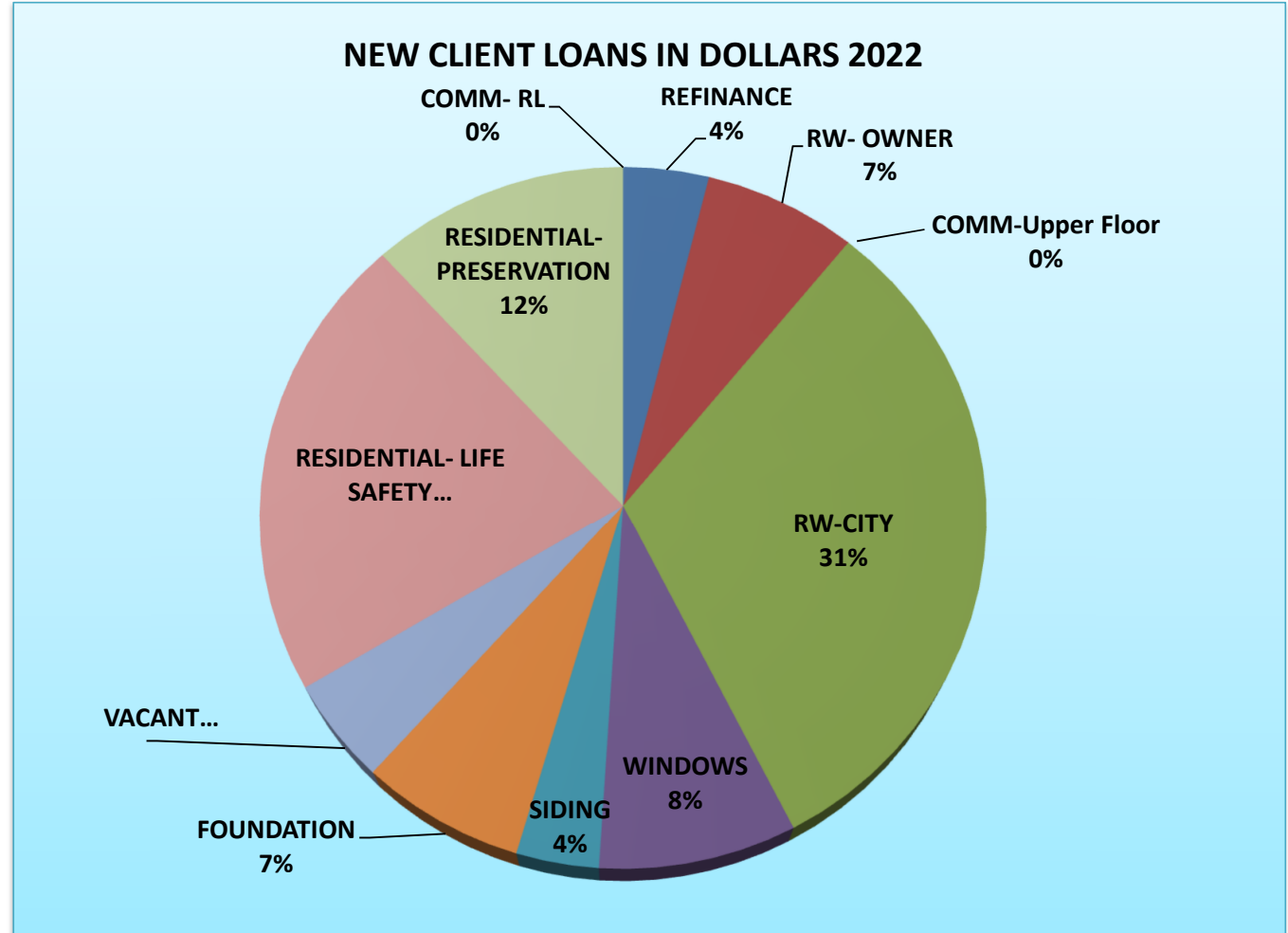


# Deadwood Historic Preservation



## 2022 YEAR SUMMARY- NEW LOANS IN DOLLARS

<u>PROGRAM</u>	<u>AMOUNT</u>
REFINANCE	\$33,069.98
RW- OWNER	\$59,226.29
RW-CITY	\$264,916.30
WINDOWS	\$71,900.00
SIDING	\$30,000.00
FOUNDATION	\$60,000.00
VACANT	\$40,000.00
RESIDENTIAL- LIFE SAFETY	\$181,867.00
RESIDENTIAL- PRESERVATION	\$100,000.00
COMM- RL	\$0.00
COMM-Upper Floor	\$0.00
<b><u>TOTALS</u></b>	<b><u>\$840,979.57</u></b>

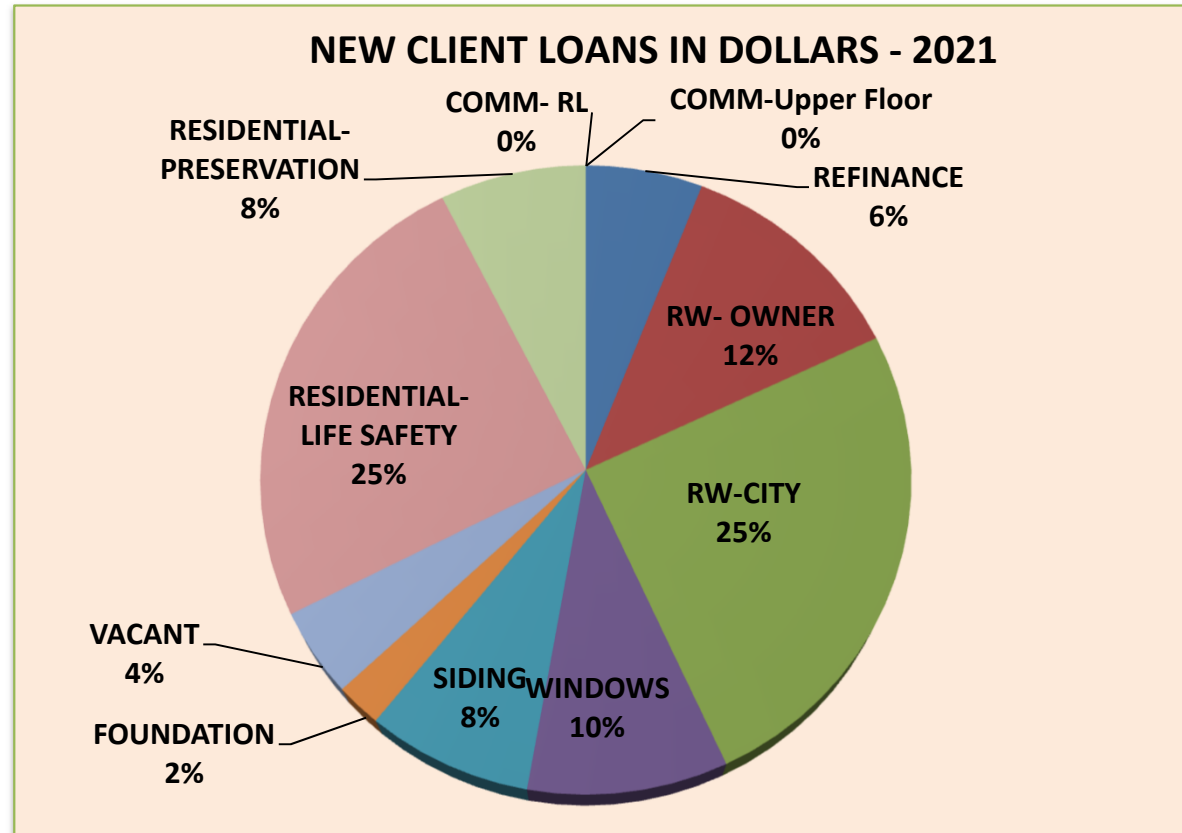


# Deadwood Historic Preservation



## 2021 YEAR SUMMARY - NEW LOANS IN DOLLARS

<u>PROGRAM</u>	<u>AMOUNT</u>
REFINANCE	\$0.00
RW- OWNER	\$21,188.17
RW-CITY	\$48,928.95
WINDOWS	\$16,800.00
SIDING	\$10,000.00
FOUNDATION	\$20,000.00
VACANT	\$10,000.00
RESIDENTIAL- LIFE SAFETY	\$132,878.38
RESIDENTIAL- PRESERVATION	\$162,247.70
COMM- RL	\$303,343.00
COMM-Upper Floor	\$250,000.00
<b><u>TOTALS</u></b>	<b><u>\$975,386.20</u></b>



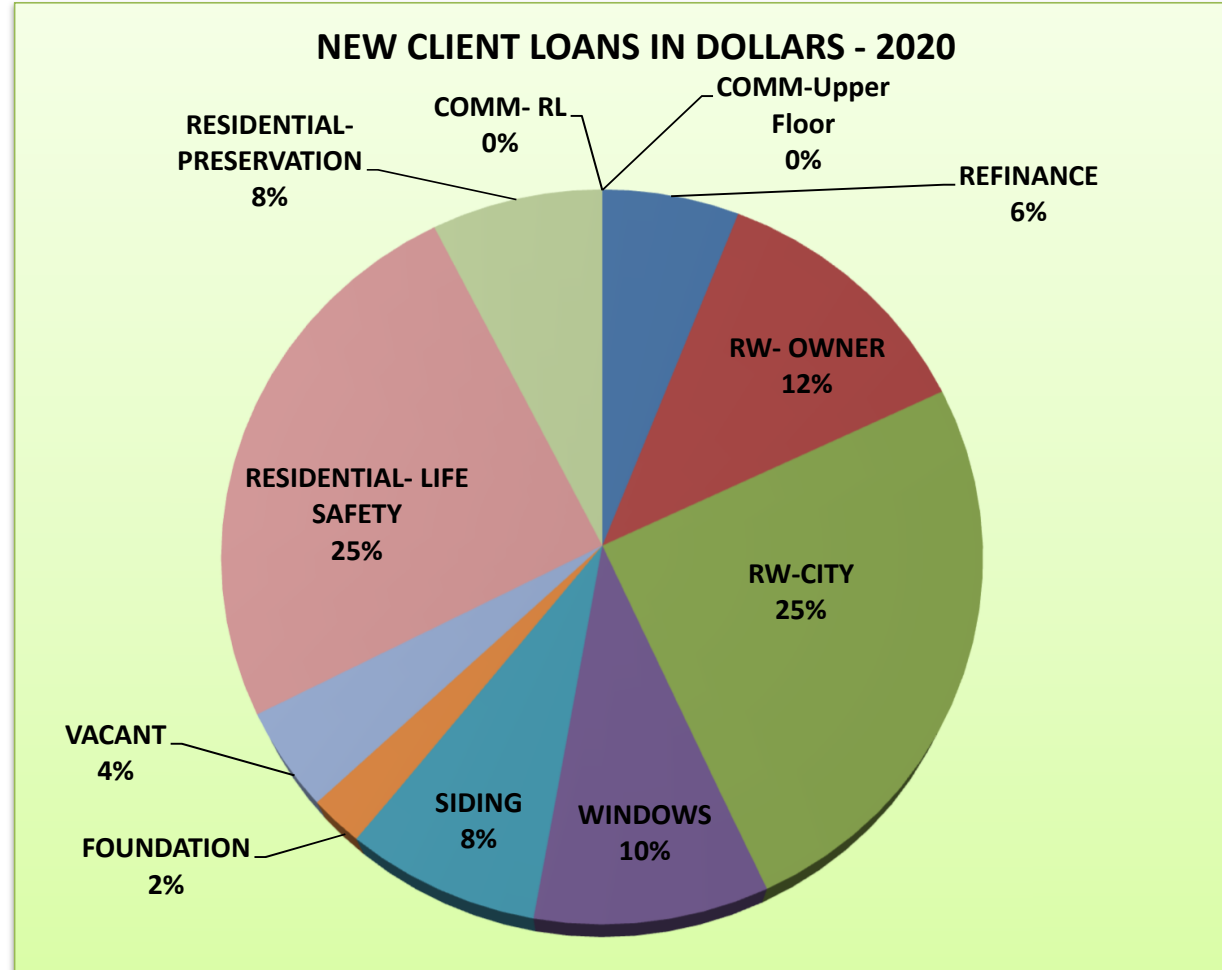
Prepared by: Susan Trucano  
 NeighWorks Dakota Home Resources

# Deadwood Historic Preservation



## 2020 YEAR SUMMARY - NEW LOANS IN DOLLARS

<u>PROGRAM</u>	<u>AMOUNT</u>
REFINANCE	\$26,768.32
RW- OWNER	\$53,662.62
RW-CITY	\$112,049.00
WINDOWS	\$43,200.00
SIDING	\$35,834.70
FOUNDATION	\$10,000.00
VACANT	\$20,000.00
RESIDENTIAL- LIFE SAFETY	\$111,371.45
RESIDENTIAL- PRESERVATION	\$33,509.12
COMM- RL	\$0.00
COMM-Upper Floor	\$0.00
<b><u>TOTALS</u></b>	<b><u>\$446,395.21</u></b>

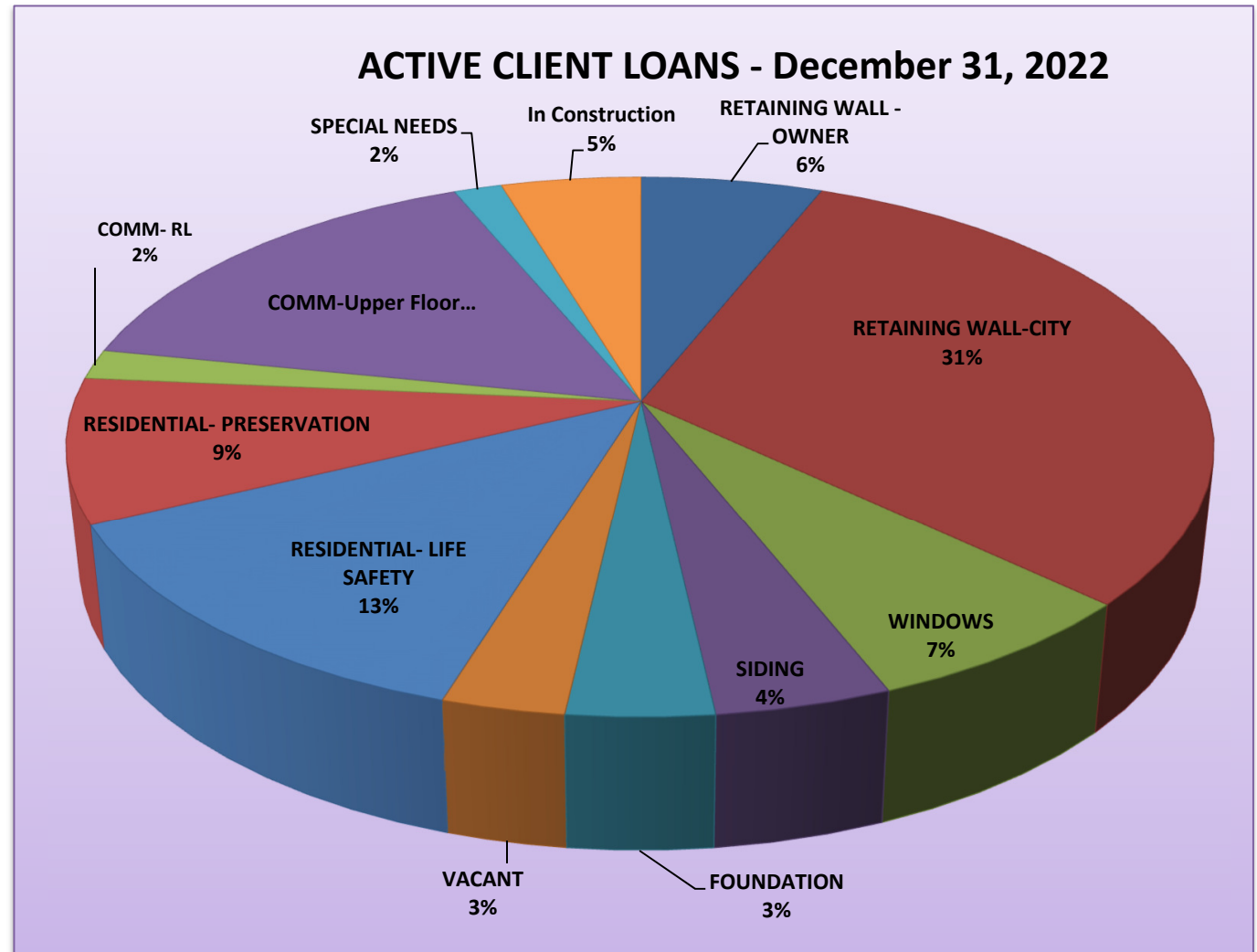


# Deadwood Historic Preservation



## ACTIVE LOANS AS OF 12/31/2022

<u>PROGRAM</u>	<u>AMOUNT</u>
RETAINING WALL -OWNER	\$182,849.87
RETAINING WALL-CITY	\$943,708.87
WINDOWS	\$211,356.05
SIDING	\$129,101.88
FOUNDATION	\$107,530.20
VACANT	\$90,000.00
RESIDENTIAL- LIFE SAFETY	\$396,355.16
RESIDENTIAL- PRESERVATION	\$262,865.52
COMM- RL	\$54,356.71
COMM-Upper Floor	\$473,323.43
SPECIAL NEEDS	\$48,408.53
In Construction	\$140,749.83
<u>TOTALS</u>	<u>\$3,040,606.05</u>



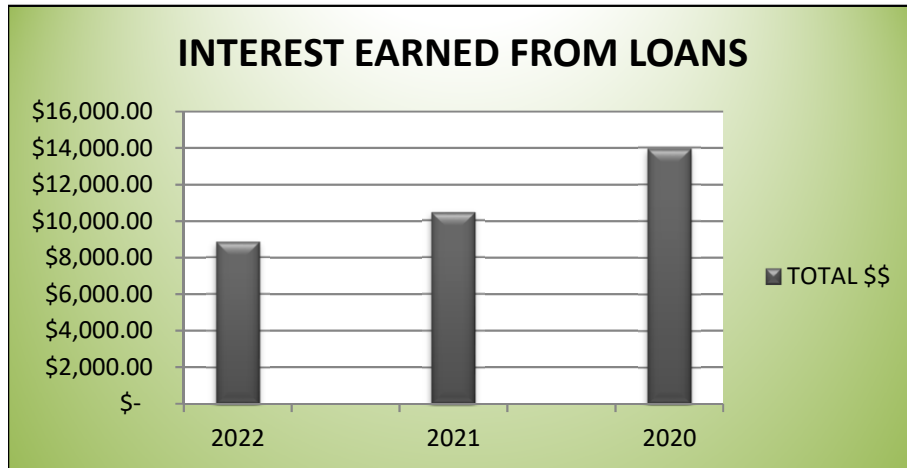
# Deadwood Historic Preservation



## INTEREST EARNED

### YEARLY TOTALS

	2022	2021	2020
<b>TOTAL \$\$</b>	\$ 8,833.21	\$ 10,429.83	\$ 13,943.47
<b># of Loans</b>	161	144	147



## ORIGINATION and SETTLEMENT FEES FROM NEW LOANS

### YEARLY TOTALS

	2022	2021	2020
<b>TOTAL \$\$</b>	\$12,901.19	\$ 12,079.00	\$ 7,066.89
<b># of Loans</b>	39	23	25

