


OFFICE OF
**PLANNING, ZONING AND
 HISTORIC PRESERVATION**
 108 Sherman Street
 Telephone (605) 578-2082
 Fax (605) 578-2084



FOR OFFICE USE ONLY	
Case No.	250018
<input type="checkbox"/> Project Approval	
<input checked="" type="checkbox"/> Certificate of Appropriateness	
Date Received	2/19/25
Date of Hearing	2/26/25

City of Deadwood Application for Project Approval OR Certificate of Appropriateness

The Deadwood Historic Preservation Commission reviews all applications. Approval is issued for proposed work in keeping with City of Deadwood Ordinances & Guidelines, South Dakota State Administrative Rules and the Secretary of the Interior's Standards for Rehabilitation.

This application must be typed or printed in ink and submitted to:

City of Deadwood
 Deadwood Historic Preservation Office
 108 Sherman Street
 Deadwood, SD 57732

FOR INFORMATION REGARDING THIS FORM, CALL 605-578-2082

PROPERTY INFORMATION
Property Address: <u>696 Main Street Deadwood SD 57732</u>
Historic Name of Property (if known): <u>First National Bank & Trust</u>

APPLICANT INFORMATION
Applicant is: <input checked="" type="checkbox"/> owner <input type="checkbox"/> contractor <input type="checkbox"/> architect <input type="checkbox"/> consultant <input type="checkbox"/> other _____

Owner's Name: <u>Carmen Almanza</u>
Address: <u>24020 Hardesty Rd</u>
City: <u>Rapid City</u> State: <u>SD</u> Zip: <u>57702</u>
Telephone: <u>605.939.9498</u> Fax: _____
E-mail: <u>info@thebankhoteldeadwood.com</u>

Architect's Name: _____
Address: _____
City: _____ State: _____ Zip: _____
Telephone: _____ Fax: _____
E-mail: _____

Contractor's Name: <u>Dave's Custom Carpentry</u>
Address: <u>6601 Peaceful Pines Rd</u>
City: <u>Blackhawk</u> State: <u>SD</u> Zip: <u>57718</u>
Telephone: <u>605381388</u> Fax: _____
E-mail: <u>daveormesher59@gmail.com</u>

Agent's Name: _____
Address: _____
City: _____ State: _____ Zip: _____
Telephone: _____ Fax: _____
E-mail: _____

TYPE OF IMPROVEMENT			
<input type="checkbox"/> Alteration (change to exterior)	<input type="checkbox"/> New Building	<input type="checkbox"/> Addition	<input type="checkbox"/> Accessory Structure
<input type="checkbox"/> New Construction	<input type="checkbox"/> Re-Roofing	<input type="checkbox"/> Wood Repair	<input type="checkbox"/> Exterior Painting
<input type="checkbox"/> General Maintenance	<input type="checkbox"/> Siding	<input type="checkbox"/> Windows	<input type="checkbox"/> Porch/Deck
<input type="checkbox"/> Other _____	<input type="checkbox"/> Awning	<input type="checkbox"/> Sign	<input type="checkbox"/> Fencing

FOR OFFICE USE ONLY

Case No. _____

ACTIVITY: (CHECK AS APPLICABLE)	
Project Start Date: <u>04/07/2025</u>	Project Completion Date (anticipated): <u>05/15/2025</u>
<input type="checkbox"/> ALTERATION	<input type="checkbox"/> Front <input type="checkbox"/> Side(s) <input type="checkbox"/> Rear
<input type="checkbox"/> ADDITION	<input type="checkbox"/> Front <input type="checkbox"/> Side(s) <input type="checkbox"/> Rear
<input type="checkbox"/> NEW CONSTRUCTION	<input type="checkbox"/> Residential <input type="checkbox"/> Other _____
<input type="checkbox"/> ROOF	<input type="checkbox"/> New <input type="checkbox"/> Re-roofing <input type="checkbox"/> Material <input type="checkbox"/> Front <input type="checkbox"/> Side(s) <input type="checkbox"/> Rear <input type="checkbox"/> Alteration to roof
<input type="checkbox"/> GARAGE	<input type="checkbox"/> New <input type="checkbox"/> Rehabilitation <input type="checkbox"/> Front <input type="checkbox"/> Side(s) <input type="checkbox"/> Rear
<input type="checkbox"/> FENCE/GATE	<input type="checkbox"/> New <input type="checkbox"/> Replacement <input type="checkbox"/> Front <input type="checkbox"/> Side(s) <input type="checkbox"/> Rear Material _____ Style/type _____ Dimensions _____
<input type="checkbox"/> WINDOWS <input type="checkbox"/> STORM WINDOWS <input type="checkbox"/> DOORS <input type="checkbox"/> STORM DOORS	<input type="checkbox"/> Restoration <input type="checkbox"/> Replacement <input type="checkbox"/> New <input type="checkbox"/> Front <input type="checkbox"/> Side(s) <input type="checkbox"/> Rear Material <u>Pella Wood</u> Style/type <u>double hung</u>
<input type="checkbox"/> PORCH/DECK	<input type="checkbox"/> Restoration <input type="checkbox"/> Replacement <input type="checkbox"/> New <input type="checkbox"/> Front <input type="checkbox"/> Side(s) <input type="checkbox"/> Rear Note: Please provide detailed plans/drawings
<input type="checkbox"/> SIGN/AWNING	<input type="checkbox"/> New <input type="checkbox"/> Restoration <input type="checkbox"/> Replacement Material _____ Style/type _____ Dimensions _____
<input type="checkbox"/> OTHER – Describe in detail below or use attachments	

DESCRIPTION OF ACTIVITY

Describe in detail, the above activity (use attachments if necessary including type of materials to be used) and submit as applicable. Descriptive materials such as photos and drawings are necessary to illustrate the work and to help the commissioners and staff evaluate the proposed changes. Information should be supplied for each element of the proposed work along with general drawings and/or photographs as appropriate.

Failure to supply adequate documentation could result in delays in processing and denial of the request. Describe in detail below (add pages as necessary).

Replacing all upper 2 floor windows in the attached Pella quote. Changing exterior window color to Bronze/dark brown. Refinishing bottom 2 floor Windows and Exterior doors to natural wood and/or bronze/dark brown colored finish to match the upper windows.


Existing windows on floor 3 & 4 barely open. They leak air, allowing temperatures hard to regulate and also allow flies and wasps to enter.

Windows on floor 1 & 2 have flaking paint and need sanded and refinished.


We will be taking off all storms as they are loose, making it hazardous/dangerous to clean or operate. They also shake during concerts making it dangerous.



2 Deadwood St
3 years ago · See more dates >

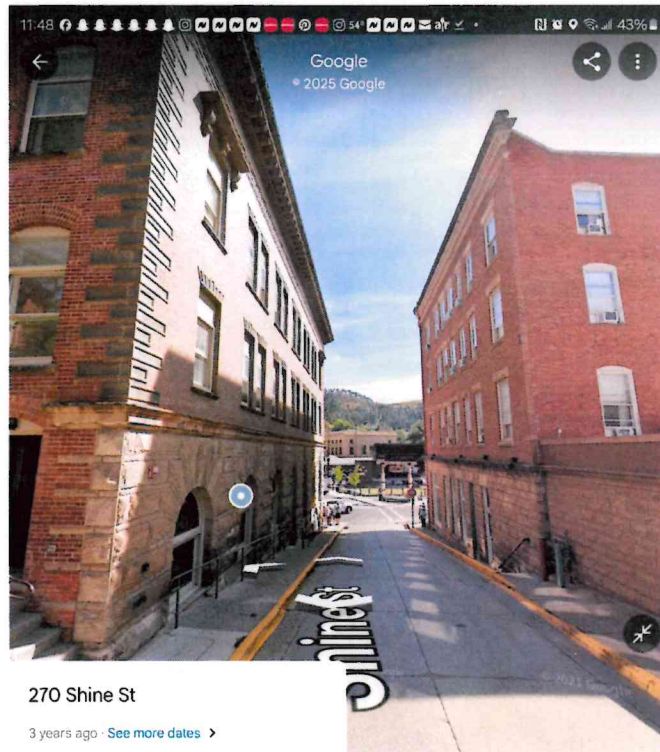


703 Main St
3 years ago · See more dates >



5 Shine St

3 years ago · [See more dates](#) >



270 Shine St

3 years ago · [See more dates](#) >





268 Shine St

3 years ago · [See more dates](#) >





270 Shine St

3 years ago · [See more dates](#) >

**Contract - Detailed**

Pella Window and Door Showroom of Rapid City
 2704 Plant Street
 Rapid City, SD 57702
 Phone: (605) 341-2045 Fax: (605) 341-1689

Sales Rep Name: Weber, Cole
Sales Rep Phone: 605-641-2187
Sales Rep Fax:
Sales Rep E-Mail: coleweber@heartlandpella.com

Customer Information	Project/Delivery Address	Order Information
Baier Construction, LLC 3613 Arizona St Rapid City, SD 57701-7607 Primary Phone: (605) 209-6329 Mobile Phone: Fax Number: E-Mail: staciekellybaier@hotmail.com Contact Name: Great Plains #: 1004868559 Customer Number: 1008847636 Customer Account: 1004868559	Baier Construction - 696 Main St, Deadwood 3613 Arizona St Lot # Rapid City, SD 57701-7607 County: Owner Name: Owner Phone:	Quote Name: 696 Main St, Deadwood - Pella Reserve SH Order Number: 233 Quote Number: 15121611 Order Type: Non-Installed Sales Wall Depth: Payment Terms: Tax Code: 3DEADWOODSD Cust Delivery Date: None Quoted Date: 2/10/2022 Contracted Date: Booked Date: Customer PO #:

Customer Notes: ***LABOR & STAIN***
 Are to be used for budget purposes only.
 We do not offer install on Commercial.
 This is not an official bid on anything other than material.

For more information regarding the finishing, maintenance, service and warranty of all Pella® products, visit the Pella® website at www.pella.com

Customer: Baier Construction, LLC

Project Name: Baier Construction - 696 Main St, Deadwood

Order Number: 233

Quote Number: 15121611

Line #	Location:	Attributes	Item Price	Qty	Ext'd Price
--------	-----------	------------	------------	-----	-------------

5	W1	Pella Reserve, Traditional Sash Set, Fixed, 39.5 X 19.25	\$779.24	18	\$14,026.32
---	----	---	----------	----	-------------



PK #
2189

Viewed From Exterior

1: Non-Standard Size Non-Standard Size Fixed Sash Set

Frame Size: 39 1/2 X 19 1/4

General Information: Standard, Wood, Pine, 4 3/8", 4 3/16"

Exterior Color / Finish: Primed

Interior Color / Finish: Prefinished White Paint Interior

Sash / Panel: Putty Glaze, Ogee, Standard

Glass: Insulated Dual Low-E Advanced Low-E Insulating Glass Argon Non High Altitude

Performance Information: U-Factor 0.26, SHGC 0.29, VLT 0.55, CPD PEL-N-41-43000-00001, Performance Class LC, PG 50, Calculated Positive DP Rating 50, Calculated Negative DP Rating 50

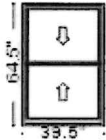
Grille: No Grille,

Wrapping Information: No Exterior Trim, 5 1/16", 5 1/4", Standard Four Sided Jamb Extension, Factory Applied, Manufacturer Recommended Clearance, Perimeter Length = 118".

Rough Opening: 40 - 1/4" X 20"

Line #	Location:	Attributes	Item Price	Qty	Ext'd Price
--------	-----------	------------	------------	-----	-------------

10	W1	Pella Reserve, Traditional Double Hung, 39.5 X 64.5	\$1,222.56	16	\$19,560.96
----	----	--	------------	----	-------------



PK #
2189

Viewed From Exterior

1: Non-Standard Size Double Hung, Equal

Frame Size: 39 1/2 X 64 1/2

General Information: Standard, Luxury, Wood, Pine, 4 3/8", 4 3/16"

Exterior Color / Finish: Primed, Primed Aluminum

Interior Color / Finish: Prefinished White Paint Interior

Sash / Panel: Putty Glaze, Ogee, Standard, No Sash Lugs

Glass: Insulated Dual Low-E Advanced Low-E Insulating Glass Argon Non High Altitude

Hardware Options: Spoon-Style Lock, Brown, No Window Opening Control Device, No Limited Opening Hardware, Order Sash Lift, No Integrated Sensor

Screen: Full Screen, Standard EnduraClad, White, Standard, InView™

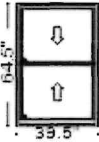
Performance Information: U-Factor 0.28, SHGC 0.28, VLT 0.53, CPD PEL-N-234-01141-00001, Performance Class CW, PG 45, Calculated Positive DP Rating 45, Calculated Negative DP Rating 45, STC 26, OITC 22, Clear Opening Width 36.125, Clear Opening Height 27.812, Clear Opening Area 6.977142, Egress Meets minimum clear opening and 5.7 sq.ft

Grille: No Grille,


Wrapping Information: No Exterior Trim, 5 1/16", 5 1/4", Standard Four Sided Jamb Extension, Factory Applied, Manufacturer Recommended Clearance, Perimeter Length = 208".

Rough Opening: 40 - 1/4" X 65 - 1/4"

For more information regarding the finishing, maintenance, service and warranty of all Pella® products, visit the Pella® website at www.pella.com

Line #	Location:	Attributes			
12	W1 - Stairs	Pella Reserve, Traditional Double Hung, 39.5 X 64.5	Item Price	Qty	Ext'd Price
			\$1,408.25	2	\$2,816.50
	 <p>Viewed From Exterior</p>	<p>1: Non-Standard Size Double Hung, Equal Frame Size: 39 1/2 X 64 1/2 General Information: Standard, Luxury, Wood, Pine, 4 3/8", 4 3/16" Exterior Color / Finish: Primed, Primed Aluminum Interior Color / Finish: Prefinished White Paint Interior Sash / Panel: Putty Glaze, Ogee, Standard, No Sash Lugs Glass: Insulated Dual Tempered Low-E Advanced Low-E Insulating Glass Argon Non High Altitude Hardware Options: Spoon-Style Lock, Brown, No Window Opening Control Device, No Limited Opening Hardware, Order Sash Lift, No Integrated Sensor Screen: Full Screen, Standard EnduraClad, White, Standard, InView™ Performance Information: U-Factor 0.28, SHGC 0.28, VLT 0.52, CPD PEL-N-234-01145-00001, Performance Class CW, PG 45, Calculated Positive DP Rating 45, Calculated Negative DP Rating 45, STC 29, OITC 24, Clear Opening Width 36.125, Clear Opening Height 27.812, Clear Opening Area 6.977142, Egress Meets minimum clear opening and 5.7 sq.ft Grille: No Grille, Wrapping Information: No Exterior Trim, 5 1/16", 5 1/4", Standard Four Sided Jamb Extension, Factory Applied, Manufacturer Recommended Clearance, Perimeter Length = 208".</p>	PK # 2189		

Rough Opening: 40 - 1/4" X 65 - 1/4"

Line #	Location:	Attributes			
15	W2	Pella Reserve, Traditional Sash Set, Fixed, 41 X 19.25	Item Price	Qty	Ext'd Price
			\$784.30	2	\$1,568.60
	 <p>Viewed From Exterior</p>	<p>1: Non-Standard Size Non-Standard Size Fixed Sash Set Frame Size: 41 X 19 1/4 General Information: Standard, Wood, Pine, 4 3/8", 4 3/16" Exterior Color / Finish: Primed Interior Color / Finish: Prefinished White Paint Interior Sash / Panel: Putty Glaze, Ogee, Standard Glass: Insulated Dual Low-E Advanced Low-E Insulating Glass Argon Non High Altitude Performance Information: U-Factor 0.26, SHGC 0.29, VLT 0.55, CPD PEL-N-41-43000-00001, Performance Class LC, PG 50, Calculated Positive DP Rating 50, Calculated Negative DP Rating 50 Grille: No Grille, Wrapping Information: No Exterior Trim, 5 1/16", 5 1/4", Standard Four Sided Jamb Extension, Factory Applied, Manufacturer Recommended Clearance, Perimeter Length = 121".</p>	PK # 2189		

Rough Opening: 41 - 3/4" X 20"

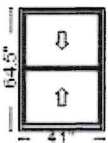
For more information regarding the finishing, maintenance, service and warranty of all Pella® products, visit the Pella® website at www.pella.com

Customer: Baier Construction, LLC

Project Name: Baier Construction - 696 Main St, Deadwood

Order Number: 233

Quote Number: 15121611

Line #	Location:	Attributes			
20	W2	Pella Reserve, Traditional Double Hung, 41 X 64.5	<u>Item Price</u>	<u>Qty</u>	<u>Ext'd Price</u>
			\$1,229.37	2	\$2,458.74
		 <p>Viewed From Exterior</p> <p>PK # 2189</p> <p>1: Non-Standard Size Double Hung, Equal Frame Size: 41 X 64 1/2 General Information: Standard, Luxury, Wood, Pine, 4 3/8", 4 3/16" Exterior Color / Finish: Primed, Primed Aluminum Interior Color / Finish: Prefinished White Paint Interior Sash / Panel: Putty Glaze, Ogee, Standard, No Sash Lugs Glass: Insulated Dual Low-E Advanced Low-E Insulating Glass Argon Non High Altitude Hardware Options: Spoon-Style Lock, Brown, No Window Opening Control Device, No Limited Opening Hardware, Order Sash Lift, No Integrated Sensor Screen: Full Screen, Standard EnduraClad, White, Standard, InView™ Performance Information: U-Factor 0.28, SHGC 0.28, VLT 0.53, CPD PEL-N-234-01141-00001, Performance Class CW, PG 45, Calculated Positive DP Rating 45, Calculated Negative DP Rating 45, STC 26, OITC 22, Clear Opening Width 37.625, Clear Opening Height 27.812, Clear Opening Area 7.266851, Egress Meets minimum clear opening and 5.7 sq.ft Grille: No Grille, Wrapping Information: No Exterior Trim, 5 1/16", 5 1/4", Standard Four Sided Jamb Extension, Factory Applied, Manufacturer Recommended Clearance, Perimeter Length = 211".</p>			

Rough Opening: 41 - 3/4" X 65 - 1/4"

Line #	Location:	Attributes			
25	W3	Pella Reserve, Traditional Sash Set, Fixed, 43 X 19.25	<u>Item Price</u>	<u>Qty</u>	<u>Ext'd Price</u>
			\$794.42	3	\$2,383.26
		 <p>Viewed From Exterior</p> <p>PK # 2189</p> <p>1: Non-Standard Size Non-Standard Size Fixed Sash Set Frame Size: 43 X 19 1/4 General Information: Standard, Wood, Pine, 4 3/8", 4 3/16" Exterior Color / Finish: Primed Interior Color / Finish: Prefinished White Paint Interior Sash / Panel: Putty Glaze, Ogee, Standard Glass: Insulated Dual Low-E Advanced Low-E Insulating Glass Argon Non High Altitude Performance Information: U-Factor 0.26, SHGC 0.29, VLT 0.55, CPD PEL-N-41-43000-00001, Performance Class LC, PG 50, Calculated Positive DP Rating 50, Calculated Negative DP Rating 50 Grille: No Grille, Wrapping Information: No Exterior Trim, 5 1/16", 5 1/4", Standard Four Sided Jamb Extension, Factory Applied, Manufacturer Recommended Clearance, Perimeter Length = 125".</p>			

Rough Opening: 43 - 3/4" X 20"

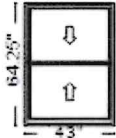
For more information regarding the finishing, maintenance, service and warranty of all Pella® products, visit the Pella® website at www.pella.com

Customer: Baier Construction, LLC


Project Name: Baier Construction - 696 Main St, Deadwood

Order Number: 233

Quote Number: 15121611

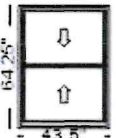
Line #	Location:	Attributes			
30	W3	Pella Reserve, Traditional Double Hung, 43 X 64.25	<u>Item Price</u>	<u>Qty</u>	<u>Ext'd Price</u>
			\$1,242.98	3	\$3,728.94
		 <p>Viewed From Exterior</p> <p>PK # 2189</p> <p>1: Non-Standard Size Non-Standard Size Double Hung, Equal Frame Size: 43 X 64 1/4 General Information: Standard, Luxury, Wood, Pine, 4 3/8", 4 3/16" Exterior Color / Finish: Primed, Primed Aluminum Interior Color / Finish: Prefinished White Paint Interior Sash / Panel: Putty Glaze, Ogee, Standard, No Sash Lugs Glass: Insulated Dual Low-E Advanced Low-E Insulating Glass Argon Non High Altitude Hardware Options: Spoon-Style Lock, Brown, No Window Opening Control Device, No Limited Opening Hardware, Order Sash Lift, No Integrated Sensor Screen: Full Screen, Standard EnduraClad, White, Standard, InView™ Performance Information: U-Factor 0.28, SHGC 0.28, VLT 0.53, CPD PEL-N-234-01141-00001, Performance Class CW, PG 45, Calculated Positive DP Rating 45, Calculated Negative DP Rating 45, STC 26, OITC 22, Clear Opening Width 39.625, Clear Opening Height 27.687, Clear Opening Area 7.618732, Egress Meets minimum clear opening and 5.7 sq.ft Grille: No Grille, Wrapping Information: No Exterior Trim, 5 1/16", 5 1/4", Standard Four Sided Jamb Extension, Factory Applied, Manufacturer Recommended Clearance, Perimeter Length = 215".</p>			

Rough Opening: 43 - 3/4" X 65"


Line #	Location:	Attributes			
31	W4	Pella Reserve, Traditional Sash Set, Fixed, 43.5 X 19.25	<u>Item Price</u>	<u>Qty</u>	<u>Ext'd Price</u>
			\$809.71	3	\$2,429.13
		 <p>Viewed From Exterior</p> <p>PK # 2189</p> <p>1: Non-Standard Size Non-Standard Size Fixed Sash Set Frame Size: 43 1/2 X 19 1/4 General Information: Standard, Wood, Pine, 4 3/8", 4 3/16" Exterior Color / Finish: Primed Interior Color / Finish: Prefinished White Paint Interior Sash / Panel: Putty Glaze, Ogee, Standard Glass: Insulated Dual Low-E Advanced Low-E Insulating Glass Argon Non High Altitude Performance Information: U-Factor 0.26, SHGC 0.29, VLT 0.55, CPD PEL-N-41-43000-00001, Performance Class LC, PG 50, Calculated Positive DP Rating 50, Calculated Negative DP Rating 50 Grille: No Grille, Wrapping Information: No Exterior Trim, 5 1/16", 5 1/4", Standard Four Sided Jamb Extension, Factory Applied, Manufacturer Recommended Clearance, Perimeter Length = 126".</p>			

Rough Opening: 44 - 1/4" X 20"

For more information regarding the finishing, maintenance, service and warranty of all Pella® products, visit the Pella® website at www.pella.com

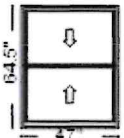
Line #	Location:	Attributes			
32	W4	Pella Reserve, Traditional Double Hung, 43.5 X 64.25	Item Price	Qty	Ext'd Price
			\$1,249.79	3	\$3,749.37
		 <p>Viewed From Exterior</p> <p>PK # 2189</p> <p>1: Non-Standard Size Non-Standard Size Double Hung, Equal Frame Size: 43 1/2 X 64 1/4 General Information: Standard, Luxury, Wood, Pine, 4 3/8", 4 3/16" Exterior Color / Finish: Primed, Primed Aluminum Interior Color / Finish: Prefinished White Paint Interior Sash / Panel: Putty Glaze, Ogee, Standard, No Sash Lugs Glass: Insulated Dual Low-E Advanced Low-E Insulating Glass Argon Non High Altitude Hardware Options: Spoon-Style Lock, Brown, No Window Opening Control Device, No Limited Opening Hardware, Order Sash Lift, No Integrated Sensor Screen: Full Screen, Standard EnduraClad, White, Standard, InView™ Performance Information: U-Factor 0.28, SHGC 0.28, VLT 0.53, CPD PEL-N-234-01141-00001, Performance Class CW, PG 45, Calculated Positive DP Rating 45, Calculated Negative DP Rating 45, STC 26, OITC 22, Clear Opening Width 40.125, Clear Opening Height 27.687, Clear Opening Area 7.714867, Egress Meets minimum clear opening and 5.7 sq.ft Grille: No Grille, Wrapping Information: No Exterior Trim, 5 1/16", 5 1/4", Standard Four Sided Jamb Extension, Factory Applied, Manufacturer Recommended Clearance, Perimeter Length = 216".</p>			

Rough Opening: 44 - 1/4" X 65"


Line #	Location:	Attributes			
35	W5	Pella Reserve, Traditional Sash Set, Fixed, 47 X 19.25	Item Price	Qty	Ext'd Price
			\$824.89	1	\$824.89
		 <p>Viewed From Exterior</p> <p>PK # 2189</p> <p>1: Non-Standard Size Non-Standard Size Fixed Sash Set Frame Size: 47 X 19 1/4 General Information: Standard, Wood, Pine, 4 3/8", 4 3/16" Exterior Color / Finish: Primed Interior Color / Finish: Prefinished White Paint Interior Sash / Panel: Putty Glaze, Ogee, Standard Glass: Insulated Dual Low-E Advanced Low-E Insulating Glass Argon Non High Altitude Performance Information: U-Factor 0.26, SHGC 0.29, VLT 0.55, CPD PEL-N-41-43000-00001, Performance Class LC, PG 50, Calculated Positive DP Rating 50, Calculated Negative DP Rating 50 Grille: No Grille, Wrapping Information: No Exterior Trim, 5 1/16", 5 1/4", Standard Four Sided Jamb Extension, Factory Applied, Manufacturer Recommended Clearance, Perimeter Length = 133".</p>			

Rough Opening: 47 - 3/4" X 20"

For more information regarding the finishing, maintenance, service and warranty of all Pella® products, visit the Pella® website at www.pella.com

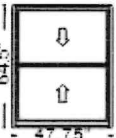
Line #	Location:	Attributes			
40	W5	Pella Reserve, Traditional Double Hung, 47 X 64.5	<u>Item Price</u>	<u>Qty</u>	<u>Ext'd Price</u>
			\$1,330.28	1	\$1,330.28
		 <p>Viewed From Exterior</p> <p>PK # 2189</p> <p>1: Non-Standard Size Non-Standard Size Double Hung, Equal Frame Size: 47 X 64 1/2 General Information: Standard, Luxury, Wood, Pine, 4 3/8", 4 3/16" Exterior Color / Finish: Primed, Primed Aluminum Interior Color / Finish: Prefinished White Paint Interior Sash / Panel: Putty Glaze, Ogee, Standard, No Sash Lugs Glass: Insulated Dual Low-E Advanced Low-E Insulating Glass Argon Non High Altitude Hardware Options: Spoon-Style Lock, Brown, No Window Opening Control Device, No Limited Opening Hardware, Order Sash Lift, No Integrated Sensor Screen: Full Screen, Standard EnduraClad, White, Premium, InView™ Performance Information: U-Factor 0.28, SHGC 0.28, VLT 0.53, CPD PEL-N-234-01141-00001, Performance Class CW, PG 45, Calculated Positive DP Rating 45, Calculated Negative DP Rating 45, STC 26, OITC 22, Clear Opening Width 43.625, Clear Opening Height 27.812, Clear Opening Area 8.425684, Egress Meets minimum clear opening and 5.7 sq.ft Grille: No Grille, Wrapping Information: No Exterior Trim, 5 1/16", 5 1/4", Standard Four Sided Jamb Extension, Factory Applied, Manufacturer Recommended Clearance, Perimeter Length = 223".</p>			

Rough Opening: 47 - 3/4" X 65 - 1/4"

Line #	Location:	Attributes			
45	W6	Pella Reserve, Traditional Sash Set, Fixed, 47.75 X 19.25	<u>Item Price</u>	<u>Qty</u>	<u>Ext'd Price</u>
			\$829.95	4	\$3,319.80
		 <p>Viewed From Exterior</p> <p>PK # 2189</p> <p>1: Non-Standard Size Non-Standard Size Fixed Sash Set Frame Size: 47 3/4 X 19 1/4 General Information: Standard, Wood, Pine, 4 3/8", 4 3/16" Exterior Color / Finish: Primed Interior Color / Finish: Prefinished White Paint Interior Sash / Panel: Putty Glaze, Ogee, Standard Glass: Insulated Dual Low-E Advanced Low-E Insulating Glass Argon Non High Altitude Performance Information: U-Factor 0.26, SHGC 0.29, VLT 0.55, CPD PEL-N-41-43000-00001, Performance Class LC, PG 50, Calculated Positive DP Rating 50, Calculated Negative DP Rating 50 Grille: No Grille, Wrapping Information: No Exterior Trim, 5 1/16", 5 1/4", Standard Four Sided Jamb Extension, Factory Applied, Manufacturer Recommended Clearance, Perimeter Length = 134".</p>			

Rough Opening: 48 - 1/2" X 20"


For more information regarding the finishing, maintenance, service and warranty of all Pella® products, visit the Pella® website at www.pella.com

Line #	Location:	Attributes			
50	W6	Pella Reserve, Traditional Double Hung, 47.75 X 64.5	<u>Item Price</u>	<u>Qty</u>	<u>Ext'd Price</u>
			\$2,220.95	4	\$8,883.80
		 <p>Viewed From Exterior</p> <p>PK # 2189</p> <p>1: Non-Standard Size Non-Standard Size Double Hung, Equal Frame Size: 47 3/4 X 64 1/2 General Information: Standard, Luxury, Wood, Pine, 4 3/8", 4 3/16" Exterior Color / Finish: Primed, Primed Aluminum Interior Color / Finish: Prefinished White Paint Interior Sash / Panel: Putty Glaze, Ogee, Standard, No Sash Lugs Glass: Insulated Dual Low-E Advanced Low-E Insulating Glass Argon Non High Altitude Hardware Options: Spoon-Style Lock, Brown, No Window Opening Control Device, No Limited Opening Hardware, Order Sash Lift, No Integrated Sensor Screen: Full Screen, Standard EnduraClad, White, Premium, InView™ Performance Information: U-Factor 0.28, SHGC 0.28, VLT 0.53, CPD PEL-N-234-01141-00001, Performance Class CW, PG 45, Calculated Positive DP Rating 45, Calculated Negative DP Rating 45, STC 26, OITC 22, Clear Opening Width 44.375, Clear Opening Height 27.812, Clear Opening Area 8.570539, Egress Meets minimum clear opening and 5.7 sq.ft Grille: No Grille, Wrapping Information: No Exterior Trim, 5 1/16", 5 1/4", Standard Four Sided Jamb Extension, Factory Applied, Manufacturer Recommended Clearance, Perimeter Length = 225".</p>			

Rough Opening: 48 - 1/2" X 65 - 1/4"

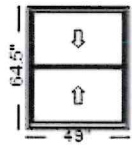
ITI0004 - 4. Second Floor ITT

Qty 19

Line #	Location:	Attributes			
55	W7	Pella Reserve, Traditional Sash Set, Fixed, 49 X 19.25	<u>Item Price</u>	<u>Qty</u>	<u>Ext'd Price</u>
			\$835.01	5	\$4,175.05
		 <p>Viewed From Exterior</p> <p>PK # 2189</p> <p>1: Non-Standard Size Non-Standard Size Fixed Sash Set Frame Size: 49 X 19 1/4 General Information: Standard, Wood, Pine, 4 3/8", 4 3/16" Exterior Color / Finish: Primed Interior Color / Finish: Prefinished White Paint Interior Sash / Panel: Putty Glaze, Ogee, Standard Glass: Insulated Dual Low-E Advanced Low-E Insulating Glass Argon Non High Altitude Performance Information: U-Factor 0.26, SHGC 0.29, VLT 0.55, CPD PEL-N-41-43000-00001, Performance Class LC, PG 50, Calculated Positive DP Rating 50, Calculated Negative DP Rating 50 Grille: No Grille, Wrapping Information: No Exterior Trim, 5 1/16", 5 1/4", Standard Four Sided Jamb Extension, Factory Applied, Manufacturer Recommended Clearance, Perimeter Length = 137".</p>			

Rough Opening: 49 - 3/4" X 20"

For more information regarding the finishing, maintenance, service and warranty of all Pella® products, visit the Pella® website at www.pella.com

Line #	Location:	Attributes	Item Price	Qty	Ext'd Price
60	W7	<p>Special Pella Reserve, Traditional Double Hung, 49 X 64.5</p>  <p>PK # 2185</p> <p>1: Non-Standard Size Non-Standard Size Double Hung, Equal Frame Size: 49 X 64 1/2 General Information: Standard, Luxury, Wood, Pine, 4 3/8", 4 3/16" Exterior Color / Finish: Primed, Primed Aluminum Interior Color / Finish: Prefinished White Paint Interior Sash / Panel: Putty Glaze, Ogee, Standard, No Sash Lugs Glass: Insulated Dual Low-E Advanced Low-E Insulating Glass Argon Non High Altitude Hardware Options: Spoon-Style Lock, Brown, No Window Opening Control Device, No Limited Opening Hardware, Order Sash Lift, No Integrated Sensor Screen: Full Screen, Standard EnduraClad, Brown, Premium, InView™ Performance Information: U-Factor 0.28, SHGC 0.28, VLT 0.53, CPD PEL-N-234-01141-00001, STC 26, OITC 22, Clear Opening Width 45.625, Clear Opening Height 27.812, Clear Opening Area 8.811962, Egress Meets minimum clear opening and 5.7 sq.ft Grille: No Grille, Wrapping Information: No Exterior Trim, 5 1/16", 5 1/4", Standard Four Sided Jamb Extension, Factory Applied, Manufacturer Recommended Clearance, Perimeter Length = 227".</p>	\$1,752.38	5	\$8,761.90

Rough Opening: 49 - 3/4" X 65 - 1/4"

Custom Product Instructions: It's this big

***No NFRC or Hallmark labels will be supplied for this unit. To print an accurate acknowledgement for this line only, please choose the Proposal-Detailed report with the Exclude Performance box chosen. ***
 Lead-time does not include any extended lead-times that may be in effect at time of order.

1/28***

only changes made was historic required full screen and DH not SH

Line #	Location:	Attributes	Item Price	Qty	Ext'd Price
65	Prefinish	<p>START - Prefinish Startup NE SD</p>	\$100.00	1	\$100.00

For more information regarding the finishing, maintenance, service and warranty of all Pella® products, visit the Pella® website at www.pella.com

Customer: Baier Construction, LLC

Project Name: Baier Construction - 696 Main St, Deadwood

Order Number: 233

Quote Number: 15121611

Line #	Location:	Attributes	Item Price	Qty	Ext'd Price
70	Prefinish	BPREFINNESD - Prefinishing Labor NE SD	\$13,680.00	1	\$13,680.00

For more information regarding the finishing, maintenance, service and warranty of all Pella® products, visit the Pella® website at www.pella.com