



HISTORIC PRESERVATION

ANNUAL LOAN REPORT for 2023

Presented - February 2024



Historic Preservation



2023 REVOLVING LOAN FUND- REFINANCE

YEAR	PROPERTY ADDRESS	LOAN AMOUNT
2023	2 Dudley	\$18,139.75
	17 Lincoln	\$26,856.53
	47 Forest	\$19,668.00
	53 Lincoln	\$8,098.22
2022	160 Charles	\$18,672.38
	91 Forest Ave	\$14,397.60
2021	NA	\$0.00

YEARLY TOTALS			
	2023	2022	2021
Number of Loans	4	2	0
Loan Amount Total	\$72,762.50	\$33,069.98	\$0.00



Deadwood Historic Preservation



2023 REVOLVING LOAN FUND - RETAINING WALL PROGRAM

OWNER PORTION

YEAR	PROPERTY ADDRESS	LOAN AMOUNT
2023	51 Van Buren	\$44,100.00
	318 Williams	\$10,048.83
2022	23 Centennial	\$28,554.60
	9 Shine St	\$30,671.69
2021	40 Jefferson	\$21,188.17

YEARLY TOTALS

	2023	2022	2021
Number of Loans	2	2	1
Loan Amount Total \$	54,148.83	\$ 59,226.29	\$ 21,188.17

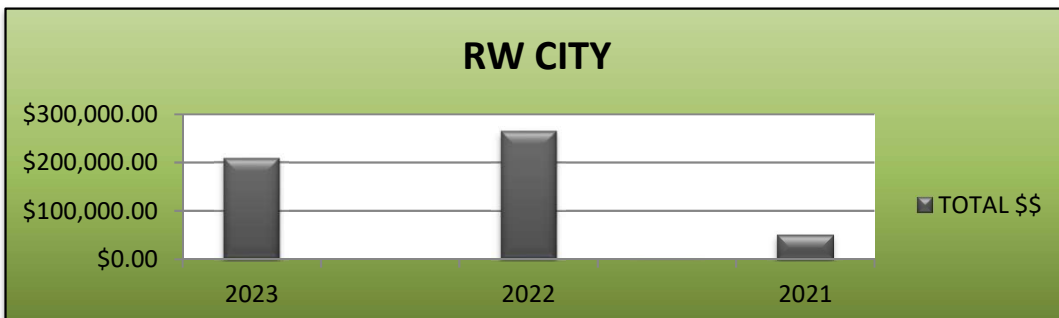


CITY PORTION

YEAR	PROPERTY ADDRESS	LOAN AMOUNT
2023	51 Van Buren	\$199,929.00
	318 Williams	\$8,670.00
2022	23 Centennial	\$112,819.30
	8 Shine St	\$152,097.00
2021	40 Jefferson	\$48,928.95

YEARLY TOTALS

	2023	2022	2021
Number of Loans	2	2	1
Loan Amount Total \$	\$208,599.00	\$264,916.30	\$ 48,928.95



Deadwood Historic Preservation

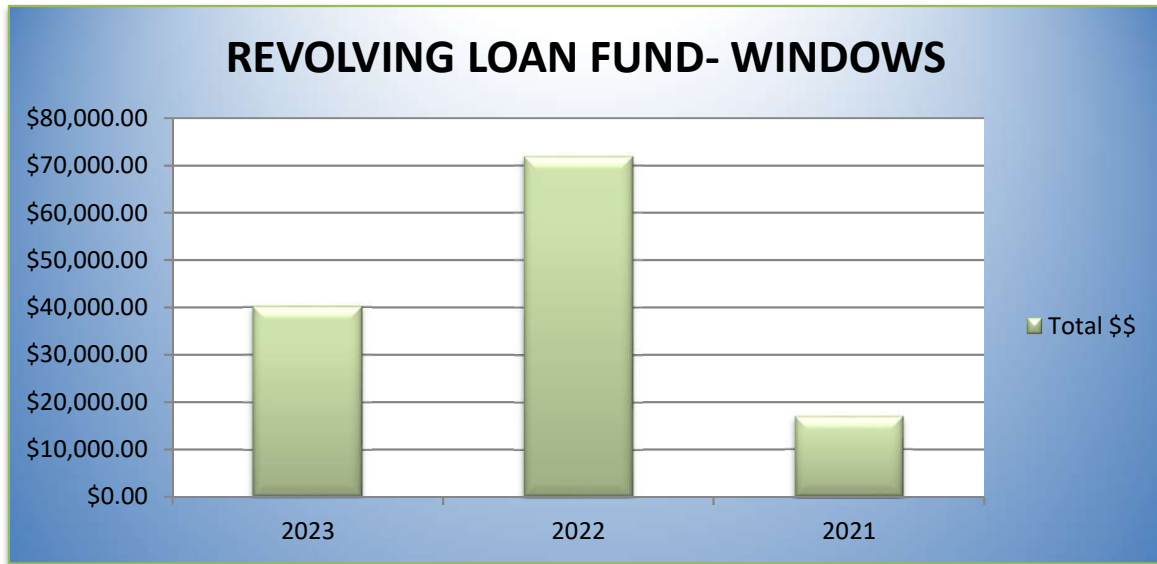


2023 REVOLVING LOAN FUND- WINDOWS

YEAR	PROPERTY ADDRESS	LOAN AMOUNT
2023	770 Main	\$2,400.00
	772 Main	\$3,900.00
	57 Forest	\$20,000.00
	9 Shine St	\$13,900.00
2022	152 Charles	\$7,850.00
	20 Denver	\$20,000.00
	23 Monroe	\$11,400.00
	65 Terrace	\$6,650.00
	7 Emery	\$2,100.00
	58 Washington	\$14,400.00
	402 Williams	\$9,500.00
2021	277 Williams	\$16,800.00

YEARLY TOTALS

	2023	2022	2021
Number of Loans	4	7	1
Loan Amount Total	\$40,200.00	\$71,900.00	\$16,800.00



Deadwood Historic Preservation

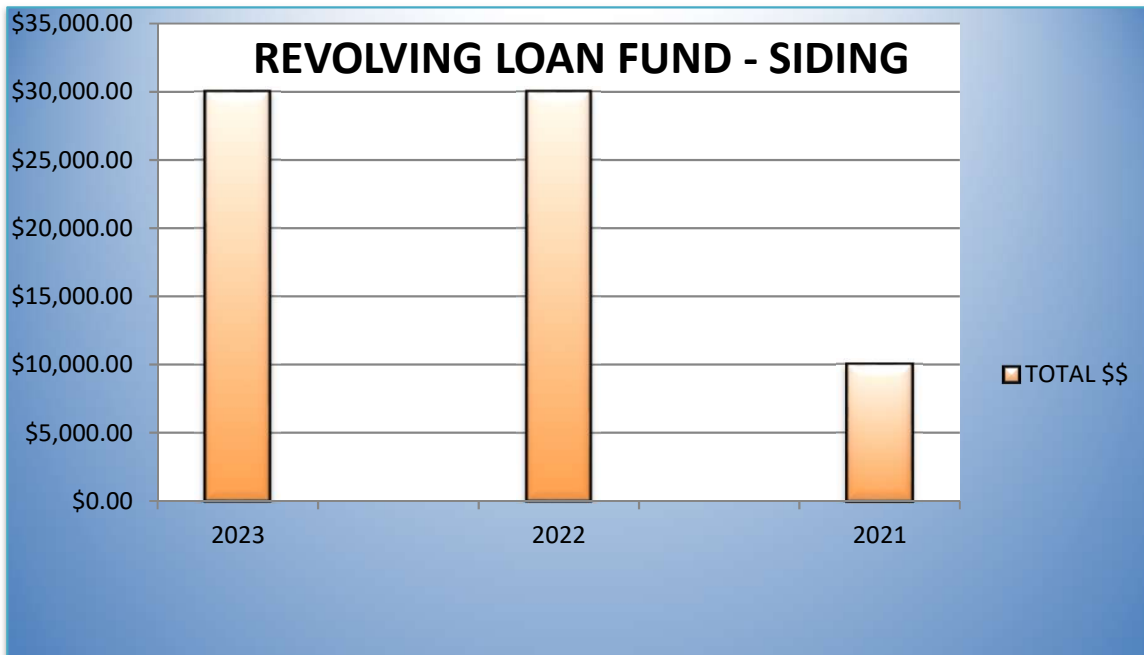


2023 REVOLVING LOAN FUND- SIDING

	PROPERTY ADDRESS	LOAN AMOUNT
2023	57 Forest	\$10,000.00
	358 Williams	\$10,000.00
	9 Shine	\$10,000.00
2022	20 Denver	\$10,000.00
	23 Monroe	\$10,000.00
	58 Washington	\$10,000.00
2021	277 Williams	\$10,000.00

YEARLY TOTALS

	<u>2023</u>	<u>2022</u>	<u>2021</u>
Number of Loans	3	3	1
Loan Amount Total	\$30,000.00	\$30,000.00	\$10,000.00



Deadwood Historic Preservation

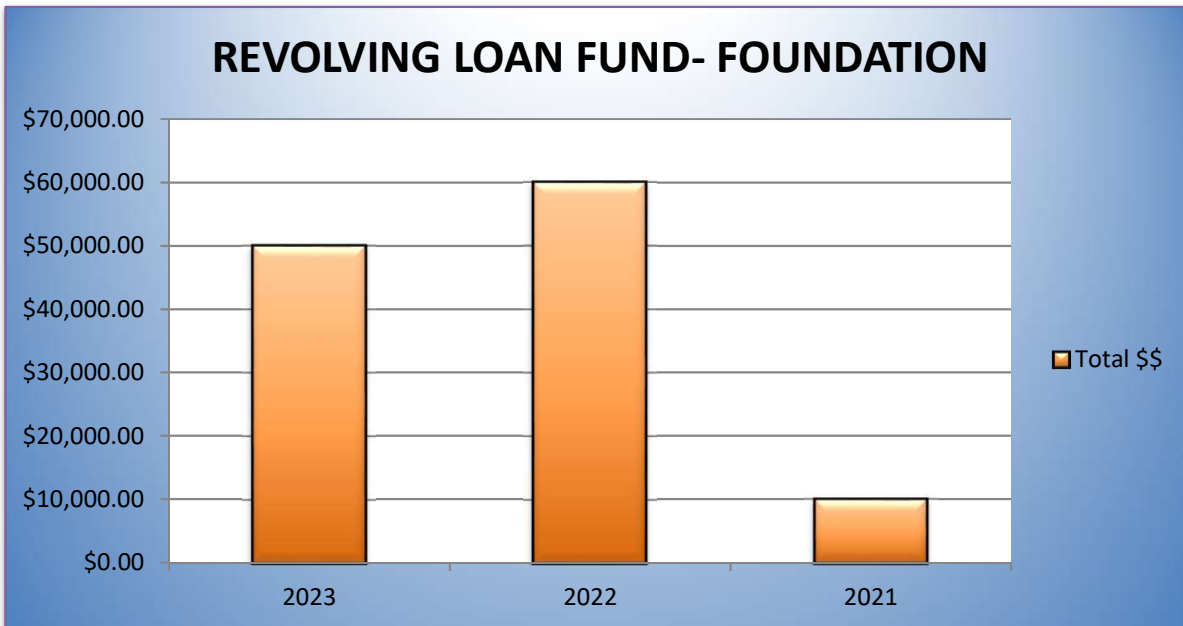


REVOLVING LOAN FUND- FOUNDATION

YEAR	PROPERTY ADDRESS	LOAN AMOUNT
2023	37 Lincoln Ave	\$10,000.00
	52 Van Buren	\$10,000.00
	57 Forest	\$10,000.00
	358 Williams	\$10,000.00
	9 Shine	\$10,000.00
2022	152 Charles	\$10,000.00
	20 Denver	\$10,000.00
	57 Van Buren	\$10,000.00
	7 Emery	\$10,000.00
	66 Lincoln	\$10,000.00
	58 Washington	\$10,000.00
2021	402 Williams	\$10,000.00
	277 Williams	\$10,000.00

YEARLY TOTALS

	2023	2022	2021
Number of Loans	5	6	2
Loan Amount Total	\$50,000.00	\$60,000.00	\$10,000.00



Deadwood Historic Preservation

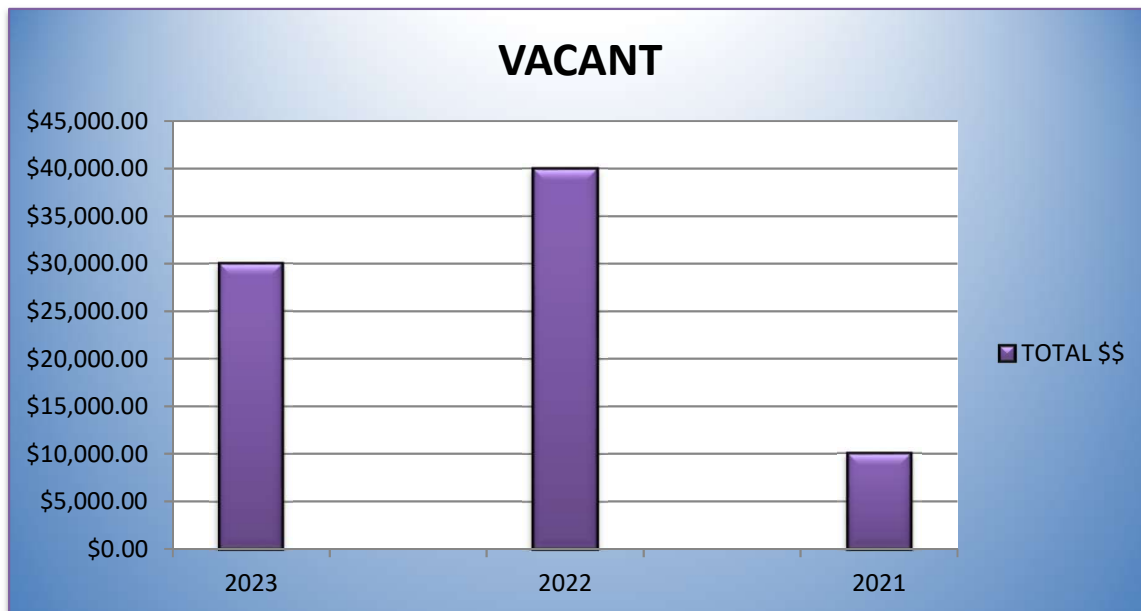


REVOLVING LOAN FUND- VACANT

YEAR	PROPERTY ADDRESS	LOAN AMOUNT
2023	37 Lincoln Ave	\$10,000.00
	57 Forest	\$10,000.00
	39 Stewart	\$10,000.00
2022	152 Charles	\$10,000.00
	20 Denver	\$10,000.00
	57 Van Buren	\$10,000.00
	56 Lincoln Ave	\$10,000.00
2021	227 Williams	\$10,000.00

YEARLY TOTALS

	<u>2023</u>	<u>2022</u>	<u>2021</u>
Number of Loans	3	4	1
Loan Amount Total	\$30,000.00	\$40,000.00	\$10,000.00



Deadwood Historic Preservation

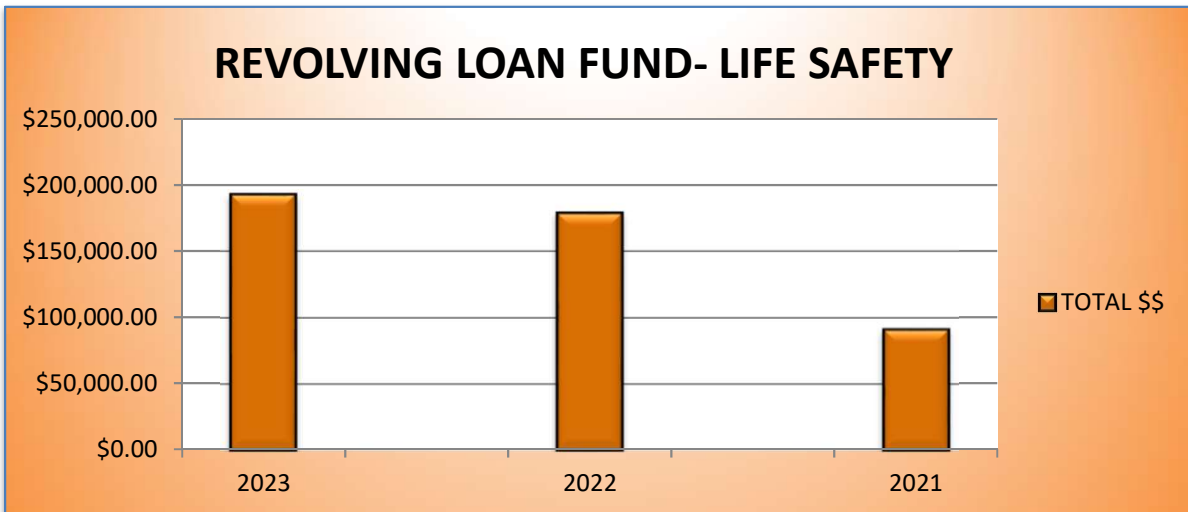


REVOLVING LOAN FUND- LIFE SAFETY

YEAR	PROPERTY ADDRESS	LOAN AMOUNT
2023	23-25 Lincoln	\$17,638.89
	52 Van Buren	\$25,000.00
	57 Forest	\$25,000.00
	358 Williams	\$25,000.00
	18 Denver	\$25,000.00
	47 Lincoln	\$25,000.00
	39 Stewart	\$25,000.00
	9 Shine St	\$25,000.00
2022	20 Denver	\$25,000.00
	23 Monroe	\$25,000.00
	57 Van Buren	\$25,000.00
	39 Washington	\$1,867.00
	66 Taylor	\$21,864.08
	56 Lincoln	\$25,000.00
	66 Lincoln	\$25,000.00
	58 Washington	\$25,000.00
	772 Main	\$5,000.00
2021	17 Fillmore	\$25,000.00
	562 Williams	\$15,943.03
	152 Charles	\$25,000.00
	227 Williams	\$25,000.00

YEARLY TOTALS

	2023	2022	2021
Number of Loans	8	9	4
Loan Amount Total	\$192,638.89	\$178,731.08	\$90,943.03



Deadwood Historic Preservation

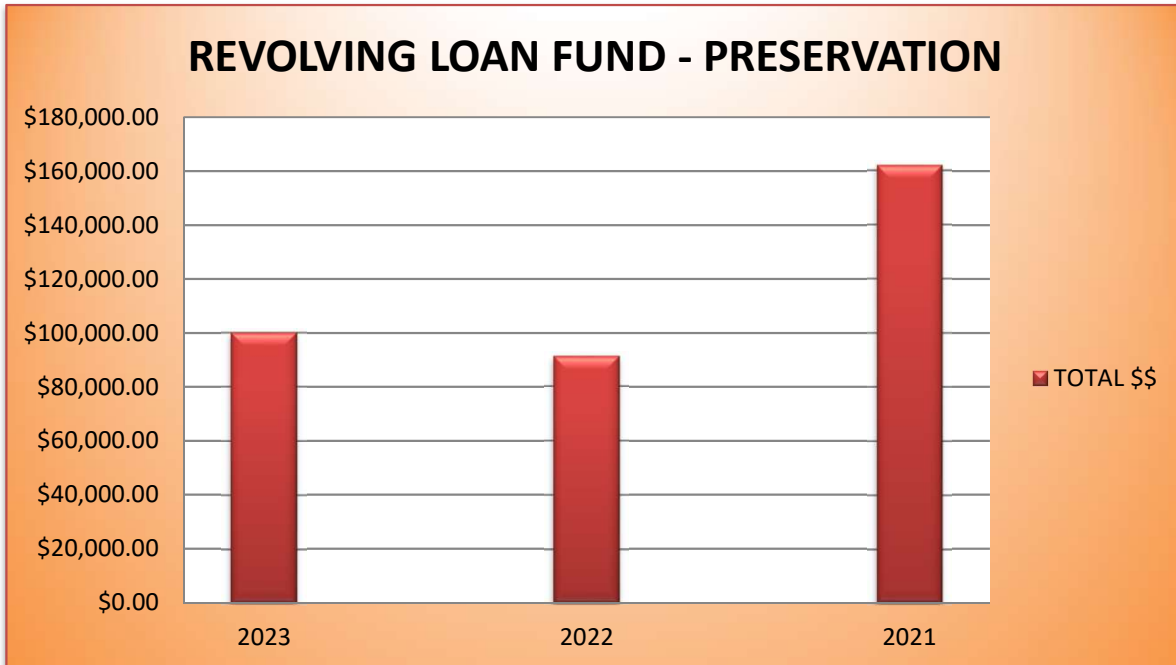


REVOLVING LOAN FUND- PRESERVATION

	PROPERTY ADDRESS	LOAN AMOUNT
2023	52 Van Buren	\$25,000.00
	57 Forest	\$25,000.00
	358 Williams	\$25,000.00
	9 Shine St	\$25,000.00
2022	20 Denver	\$25,000.00
	23 Monroe	\$16,201.39
	7 Emery	\$25,000.00
	66 Lincoln	\$24,971.84
2021	17 Fillmore	\$4,904.27
	405 Williams St	\$22,733.86
	33 Taylor	\$25,000.00
	33 Taylor	\$25,000.00
	33 Taylor	\$25,000.00
	152 Charles	\$24,780.39
	402 Williams	\$9,609.56
	277 Williams	\$25,000.00

YEARLY TOTALS

	2023	2022	2021
Number of Loans	4	4	8
Loan Amount Total	\$100,000.00	\$91,173.23	\$162,028.08



Deadwood Historic Preservation

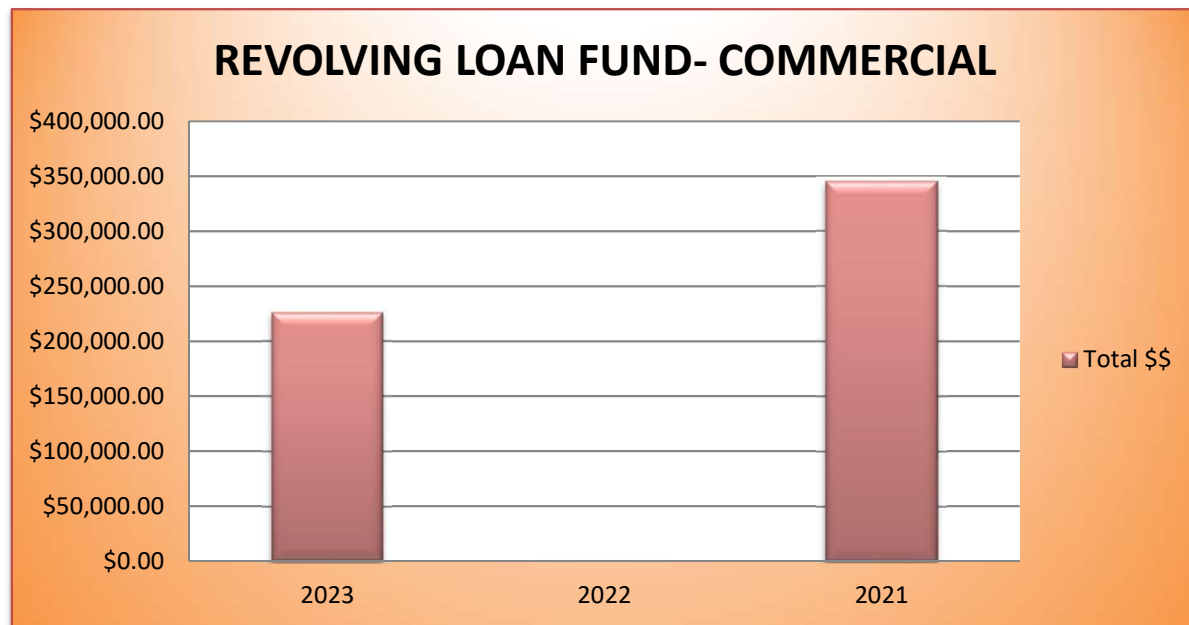


REVOLVING LOAN FUND- COMMERCIAL

YEAR	PROPERTY ADDRESS	LOAN AMOUNT
2023	608-610 Main St (refi of upper floor loan)	\$225,930.26
2022	NA	\$0.00
2021	715 Main St	\$303,343.00
	715 Main St	\$41,935.35

YEARLY TOTALS

	2023	2022	2021
Number of Loans	1	0	2
Loan Amount Total	\$225,930.26	\$0.00	\$345,278.35



Deadwood Historic Preservation

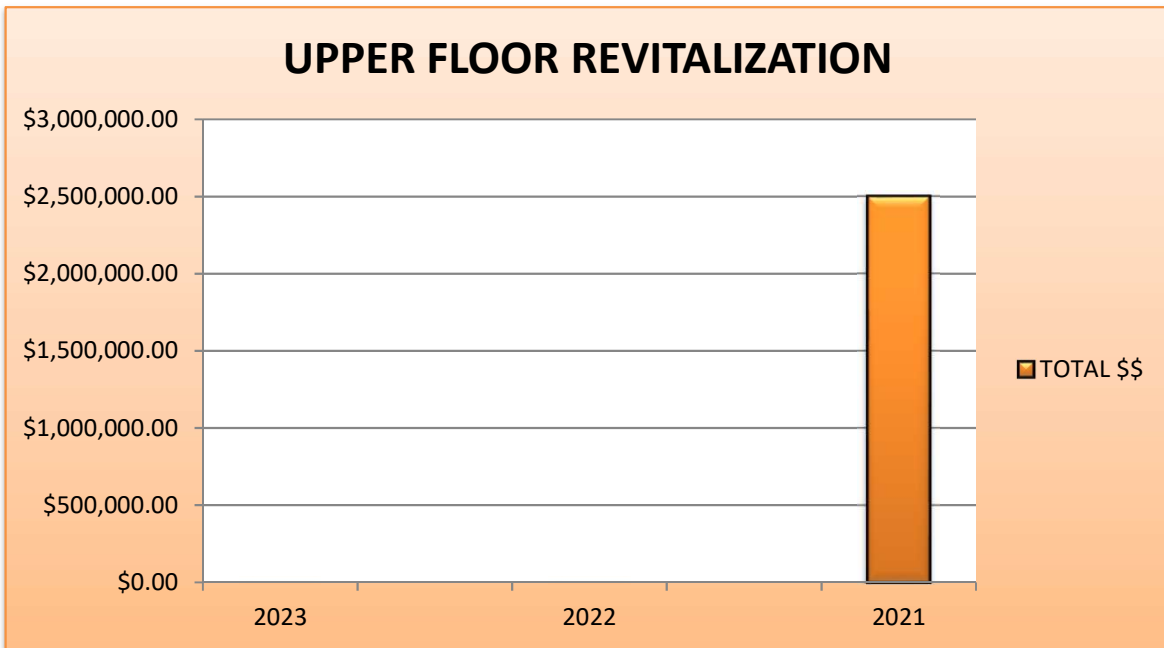


REVOLVING LOAN FUND- UPPER FLOOR

	PROPERTY ADDRESS	LOAN AMOUNT
2023	NA	\$0.00
2022	NA	\$0.00
2021	696 Main	\$250,000.00

YEARLY TOTALS

	2023	2022	2021
Number of Loans	0	0	1
Loan Amount Total	\$0.00	\$0.00	\$2,500,000.00



Deadwood Historic Preservation

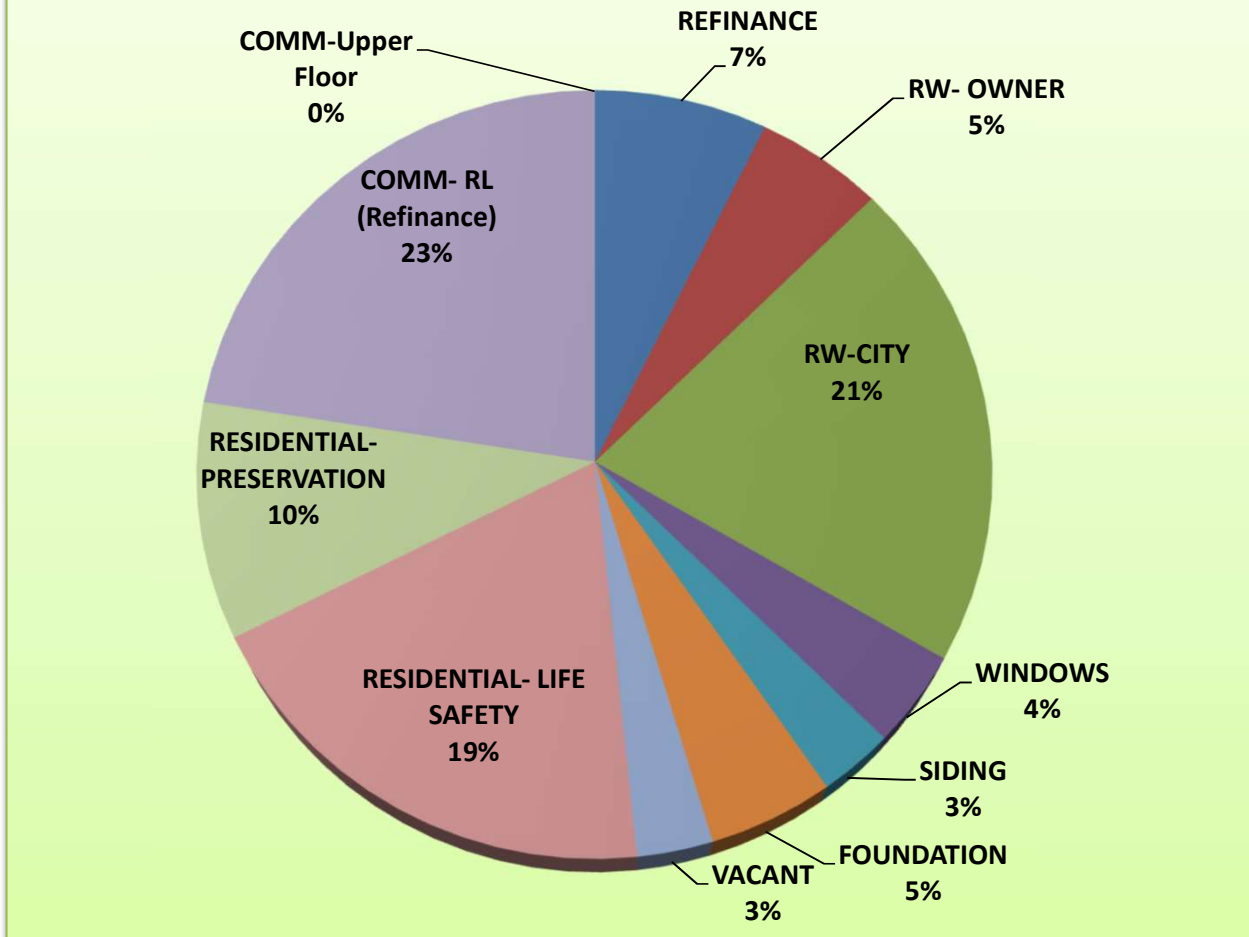


2023 YEAR SUMMARY - NEW LOANS IN DOLLARS

<u>PROGRAM</u>	<u>AMOUNT</u>
REFINANCE	\$72,762.50
RW- OWNER	\$54,148.83
RW-CITY	\$208,599.00
WINDOWS	\$40,200.00
SIDING	\$30,000.00
FOUNDATION	\$50,000.00
VACANT	\$30,000.00
RESIDENTIAL- LIFE SAFETY	\$192,638.89
RESIDENTIAL- PRESERVATION	\$100,000.00
COMM- RL (Refinance)	\$225,930.26
COMM-Upper Floor	\$0.00
TOTALS	\$1,004,279.48

Number of New Loans	
2023	36
2022	39
2021	22

NEW LOANS IN DOLLARS - 2023

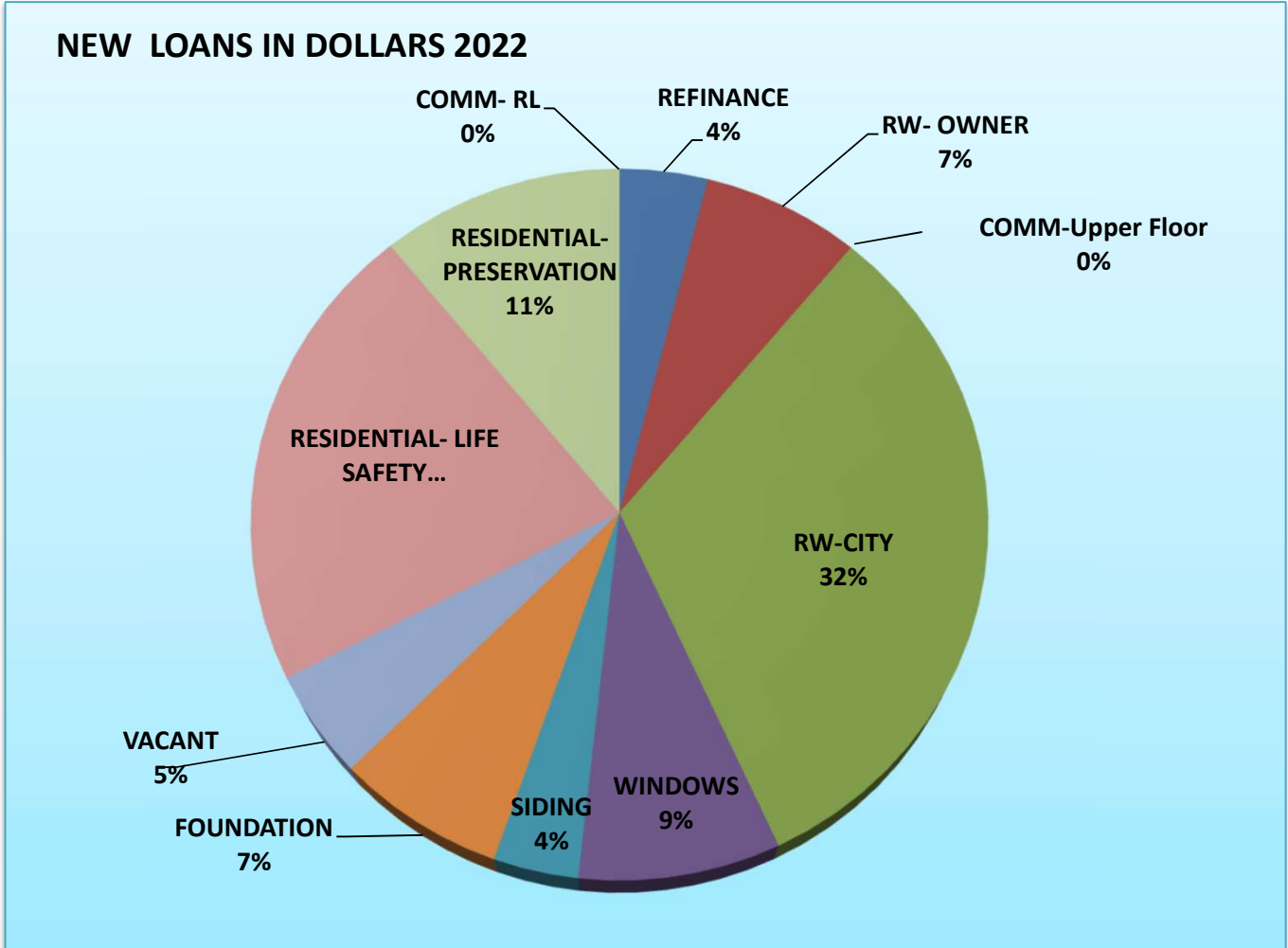


Deadwood Historic Preservation



2022 YEAR SUMMARY- NEW LOANS IN DOLLARS

<u>PROGRAM</u>	<u>AMOUNT</u>
REFINANCE	\$33,069.98
RW- OWNER	\$59,226.29
RW-CITY	\$264,916.30
WINDOWS	\$71,287.90
SIDING	\$30,000.00
FOUNDATION	\$60,000.00
VACANT	\$40,000.00
RESIDENTIAL- LIFE SAFETY	\$178,731.08
RESIDENTIAL- PRESERVATION	\$91,173.23
COMM- RL	\$0.00
COMM-Upper Floor	\$0.00
TOTALS	\$828,404.78



Number of New Loans	
2022	39
2021	22
2020	25

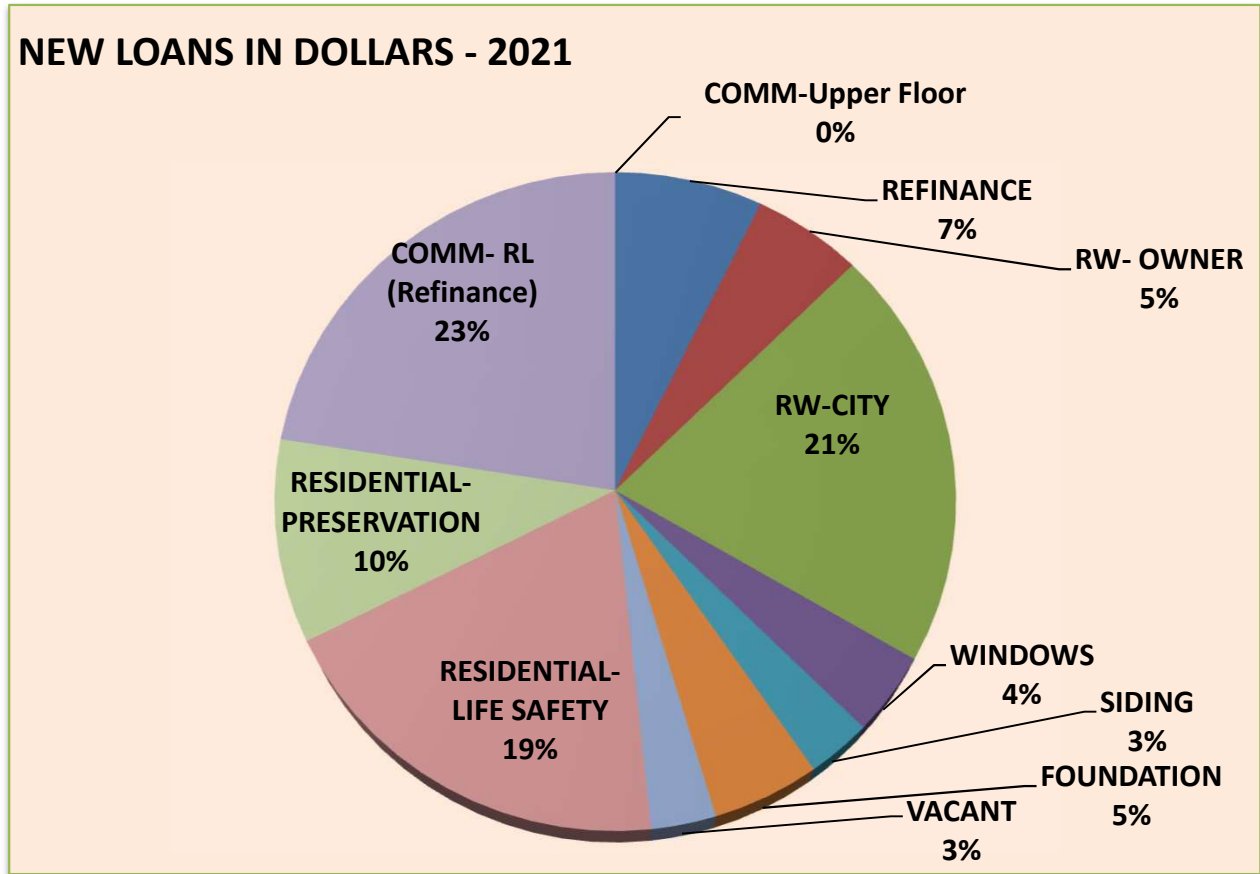
Deadwood Historic Preservation



2021 YEAR SUMMARY - NEW LOANS IN DOLLARS

<u>PROGRAM</u>	<u>AMOUNT</u>
REFINANCE	\$0.00
RW- OWNER	\$21,188.17
RW-CITY	\$48,928.95
WINDOWS	\$16,800.00
SIDING	\$10,000.00
FOUNDATION	\$20,000.00
VACANT	\$10,000.00
RESIDENTIAL- LIFE SAFETY	\$132,670.05
RESIDENTIAL- PRESERVATION	\$162,028.09
COMM- RL	\$303,343.00
COMM-Upper Floor	\$250,000.00
TOTALS	\$974,958.26

Number of New Loans	
2021	22
2020	25
2019	37



Deadwood Historic Preservation

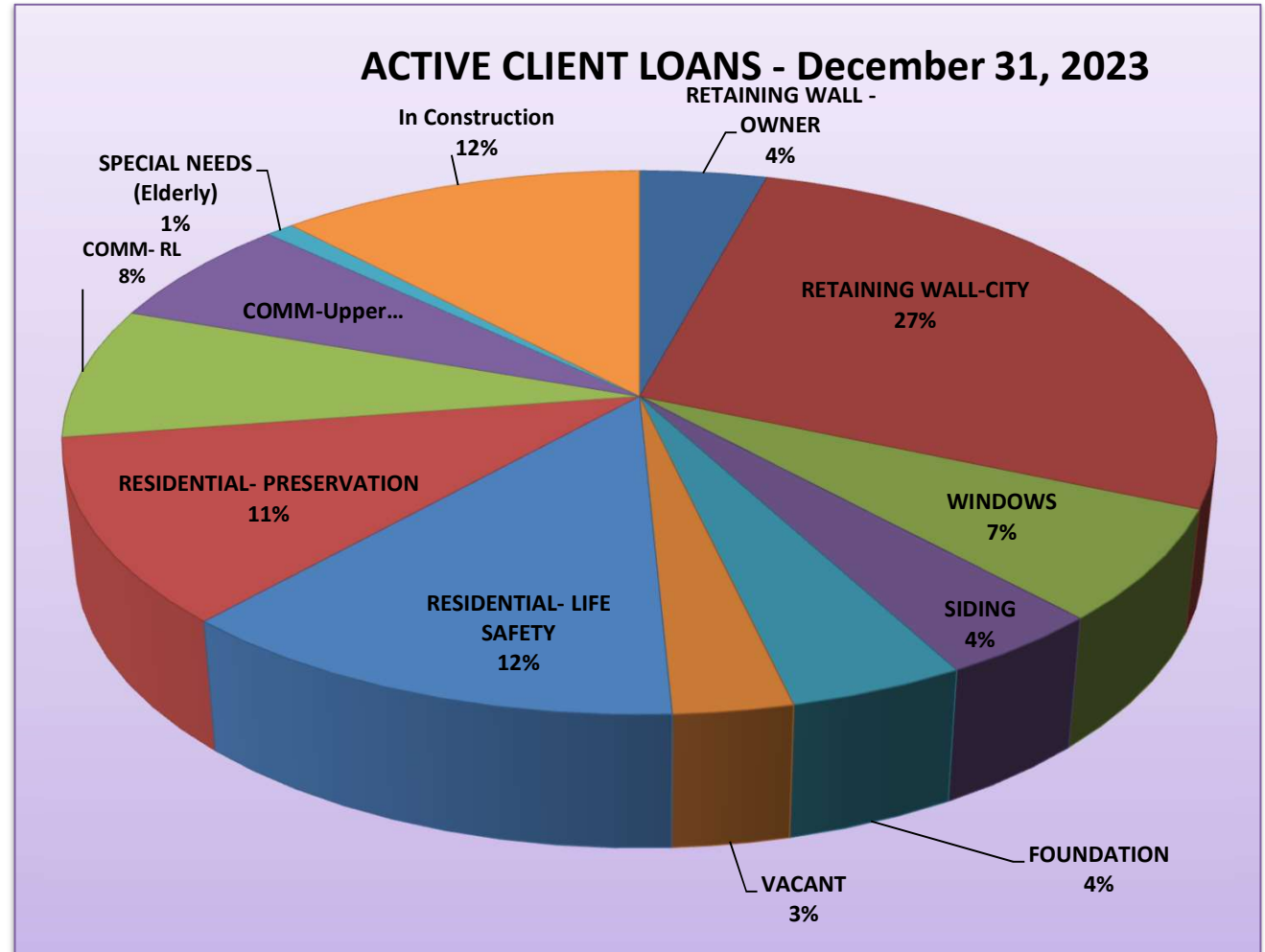


ACTIVE LOANS AS OF 12/31/2023

PROGRAM	AMOUNT
RETAINING WALL -OWNER	\$146,467.14
RETAINING WALL-CITY	\$952,378.87
WINDOWS	\$231,795.36
SIDING	\$139,101.88
FOUNDATION	\$147,500.72
VACANT	\$100,000.00
RESIDENTIAL- LIFE SAFETY	\$432,569.20
RESIDENTIAL- PRESERVATION	\$382,022.12
COMM- RL	\$272,383.33
COMM-Upper Floor	\$230,208.27
SPECIAL NEEDS (Elderly)	\$32,847.30
In Construction	\$420,442.57
TOTAL VOLUME	\$3,487,716.76
TOTAL VOLUME- 2022	\$ 3,040,606.05
TOTAL VOLUME- 2021	\$ 2,731,097.15

TOTAL ACTIVE LOANS

Number Active Loans- 12/31/2023	179
Number Active Loans- 12/31/2022	161
Number Active Loans- 12/31/2021	144



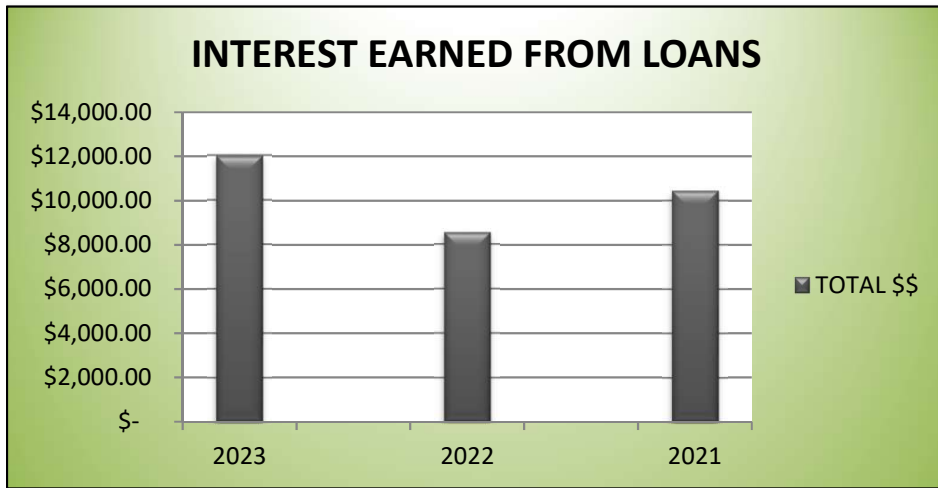
Deadwood Historic Preservation



INTEREST EARNED

YEARLY TOTALS

	2023	2022	2021
Number of Loans	\$ 11,987.07	\$ 8,520.07	\$ 10,429.83
Loan Amount Total	179	161	144



ORIGINATION and SETTLEMENT FEES FROM NEW LOANS

YEARLY TOTALS

	2023	2022	2021
Number of Loans	\$ 23,851.21	\$ 12,901.19	\$ 12,079.00
Loan Amount Total	37	40	23

