

Estimate

Date Nov-29-2023

Estimate # JEB10045730
(Valid for 60 days)

Sales Rep jboland@acoustiblok.com

Bill to:

Robertson Metal Recycling, LLC
Reggie Robertson

195 28th Ave East
Dickinson, ND 58601

EM: Reggie@robertsonmetal.com

Ship to:

Robertson Metal Recycling, LLC
Reggie Robertson

195 28th Ave East
Dickinson, ND 58601
USA

PH:701-227-4947

Remit to:

Acoustiblok, Inc.
6900 Interbay Blvd
Tampa, Florida USA 33616
P:(813)980-1400
F:(813)549-2653

P.O.#	Sales Rep	Terms	EST Ship Date	F.O.B	Ship Via	Ship Notes	EST Weight
	JEB	PRE-PAY e-check		Tampa, Fl	FreightWise		

Qty	Item	Description	Unit Price	Total Price
1	ProjectName	Robertson Metal Recycling - 40' x 150' Sound Barrier	\$0.00	\$0.00
25	AF6-M6XLB	NEW, Patented Industrial Acoustifence®. Material only- no grommets; Black; 6 ft. H x 40 ft. L x 1/8 in. thick, internally reinforced to 1,974 psi tensile strength. > 200mph wind load tested. Beautiful Foliage Overlay Available. Industrial product may have minor blemishes. SEE INSTALLATION SUGGESTIONS.	\$1,120.00	\$28,000.00
1	FRGHT-FreightWise	FreightWise. 5-6 Business day transit. Shipping is for (2) LTL Shipments. (4) 75x51 & (1) 78x24 pallets.	\$2,385.90	\$2,385.90
1	DISCLAIMER-FRT 01	Acoustiblok Inc. makes no guarantee nor assumes ANY liability whatsoever relative to shipping out or arrival times of shipments. Customer/consignee agrees to be responsible for storage and return freight charges for shipment not picked up or accepted. Customer must have ability to unload product, i.e. fork lift if lift gate not included in freight charge or noted on this document. Freight charges subject to change due to fuel index.	\$0.00	\$0.00

NOTE: CREDIT CARD PROCESSING FEE, AMEX 3.5%, ALL OTHERS 3%
Note:"TAKE OFF OR QUANTITY OF MATERIALS IS THE RESPONSIBILITY OF PURCHASER

Subtotal: \$30,385.90
Sales Tax: \$0.00
Total: \$30,385.90

Signature below indicates acceptance of this Estimate including terms and conditions www.acoustiblok.com. Signing for Acoustiblok, Inc. *Lahnie Johnson* Lahnie Johnson, President. All sales final. No refunds/credits. No other warranties implied or verbal agreements beyond this contract. Estimates of quantities required or shipping times are only estimates. "Soundproof" is a degree of sound reduction impossible to be 100%. All of our Patented Products are "Sole Source" and ONLY sold through us.

Authorized Signature: _____ Print Name _____ Date _____

Title _____

Product Name

AcoustiFence® Noise Reducing Fences

For Manufacturer Info:

Contact:

Acoustiblok, Inc.
6900 Interbay Boulevard
Tampa, FL 33616
Call - (813) 980-1400
Fax - (813) 549-2653
Email - jboland@acoustiblok.com
www.acoustiblok.com

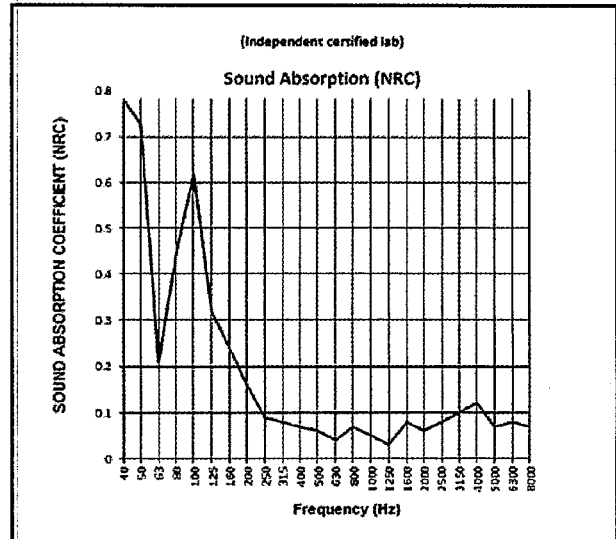
Product Description

Basic Use

AcoustiFence was originally developed by Acoustiblok, Inc. for noise isolation on offshore oil rigs, but has since proven successful in many other demanding outdoor settings, such as construction sites, commercial/industrial facilities, and residential communities.

AcoustiFence Noise Reducing Fences


AcoustiFence is a unique, heavy-mineral filled, barium free, viscoelastic acoustical material that is made in the U.S.A. Unlike fences or shrubs, this material does extraordinarily well in blocking direct sound, and a unique characteristic of the material sets it apart from other sound barriers when dealing with very low frequencies.



Sound Absorption Test Results

Benefits:

- Effectively reduces exterior noise
- Easy to install
- Resistant to UV, dirt and water
- Resistant to corrosion, mold and mildew



Product Name

AcoustiFence® Noise Reducing Fences


AcoustiFence Noise Reducing Fences continued...

In frequencies of 50Hz and below, the heavy limp AcoustiFence material actually begins to vibrate from low frequency sound waves. In essence it is transforming these low frequency sound waves into mechanical movement and internal friction energy. Laboratory tests indicate that this transformation process inhibits these lower frequencies from penetrating AcoustiFence, reducing their level by over 60 percent relative to the human ear. In addition, AcoustiFence becomes an absorbent material in these frequencies with test results show an NRC (noise reduction coefficient) as high as 0.78 (with 1.00 being the max). As such it is clear that AcoustiFence not only reduces sound as a barrier, but also acts as an acoustical absorbent material in very low frequencies, as opposed to reflecting those frequencies back like most other barriers. It is worth noting that lead sheets (which are toxic) work in the same manner.

Green AcoustiFence

One of Acoustiblok's most popular products, designed as an advanced sound barrier that easily attaches to most types of fencing, is now available in a new green shade that easily blends into the environment. This makes it ideal for landscaping projects, residential home use and any outdoor applications where blending into the natural foliage is a concern.

Green AcoustiFence has the same sound deadening properties and features as our original black AcoustiFence. In addition, this new version features advanced reinforced edging and stainless steel cable ties. Made and sourced in the USA, it comes in 6x30 foot sections and is one of the most effective first steps in reducing noise for industrial, commercial and residential projects.



Product Name

AcoustiFence® Noise Reducing Fences

Sound Transmission Class (STC)

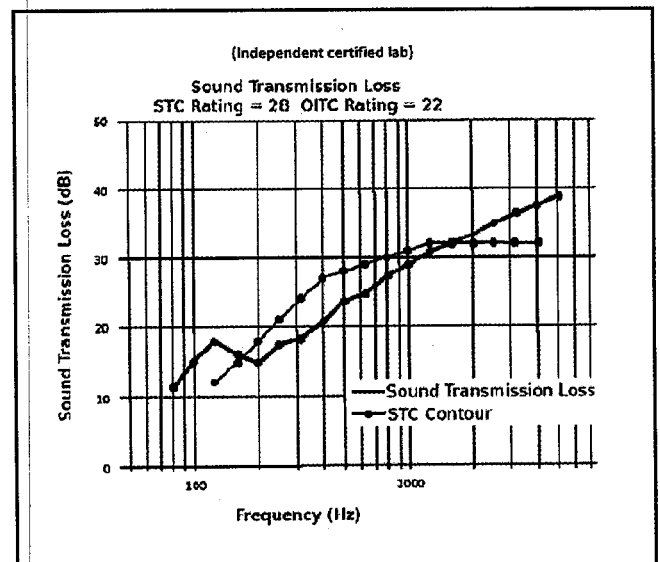
Sound Transmission Class (STC) is a single number that represents the sound blocking capacity of a partition such as a wall or ceiling.

STC numbers are often called out in architectural specifications, to assure that partitions will reduce noise levels adequately. For performance similar to laboratory test numbers, it is necessary to adhere closely to the construction materials and techniques used in the tested partition.


STC is calculated by comparing the actual sound loss measured when 16 test frequencies pass through a partition, with fixed values for each STC level. The highest STC curve that the measured sound loss numbers fit under, determines the STC rating of the partition.

STC calculations emphasize sound frequencies that match the human voice. A high STC partition will block the sound of human speech and block noise that interferes with human speech. To estimate high and low frequency performance, consult the Sound Transmission Loss graph included in STC test reports. Impact Insulation Class (IIC) measure transmitted impact noise and are specified for floor-ceiling assemblies only.

Acoustical test reports for numerous wall and floor/ceiling designs are available from Acoustiblok on request. All our test data is taken directly from independent 3rd party laboratories under NVLAP certification.



Sound Transmission Loss Test Results



Product Name

AcoustiFence® Noise Reducing Fences

Physical Properties

- Barium free, 15 Flame Spread Index (Class A For Flame Spread)
- Minimum STC 27 per ASTM E90-02 & ASTM E413-87
- Minimum TL 24 dBA @ 100Hz & 16dBA @ 40Hz
- 6' & 8' Wide Acoustifence available. Can be custom configured multiple ways
- Colors - Black & Green
- High UV resistance
- Heat tolerance: 200°F for 7 days, less than 1% shrinkage with no deformation.
- Freezes at -40°F. Do not unroll or flex frozen material. Properties not affected by freeze/thaw cycles.
- 15+ Year life expectancy
- No fungal or algal growth and no visible disfigurement, per ASTM D3273 and ASTM D3274 (rating=10)
- Tensile Strength - Black 1977 psi / Green 1714 psi
- Weight: 1 pound per square foot

Material Specifications – Part # “Acoustifence 6x30 Industrial”

Acoustical Rating	STC 28 / OITC 22
Size	6 ft. (1.83m) x 30 ft. (9.14m) x 0.125 in. (3mm) 180 ft² (16.72m²)
Weight	185 lbs. (84Kg)
Fastening	Black brass grommets every 6 in. (152mm) along top edge with four grommets spaced along the bottom edge. Commonly installed horizontally.
Color	Black
(This is an industrial product and minor surface blemishes are a possibility.)	



6900 Interbay Blvd.
Tampa, Florida USA 33616
Telephone: (813)980-1400
www.Acoustiblok.com
sales@acoustiblok.com

Information herein is, to the best of our knowledge and belief, accurate. However, since conditions of handling and use are beyond our control, we make no guarantee of results and assume no liability for damages incurred by the use of this material/product. All material/products may present unknown health hazards and should be used with caution. Although certain hazards are described herein, we cannot guarantee that these are the only hazards that exist. Final determination of suitability of this material/product is the sole responsibility of the user. No representations or warranties, either expressed or implied, of merchantability, fitness for a particular purpose or any nature are made hereunder with respect to the information contained herein or the material/product to which the information refers. It is the responsibility of the user to comply with all applicable federal, state and local laws and regulations. Specifications subject to change without notice.

Acoustifence Installation

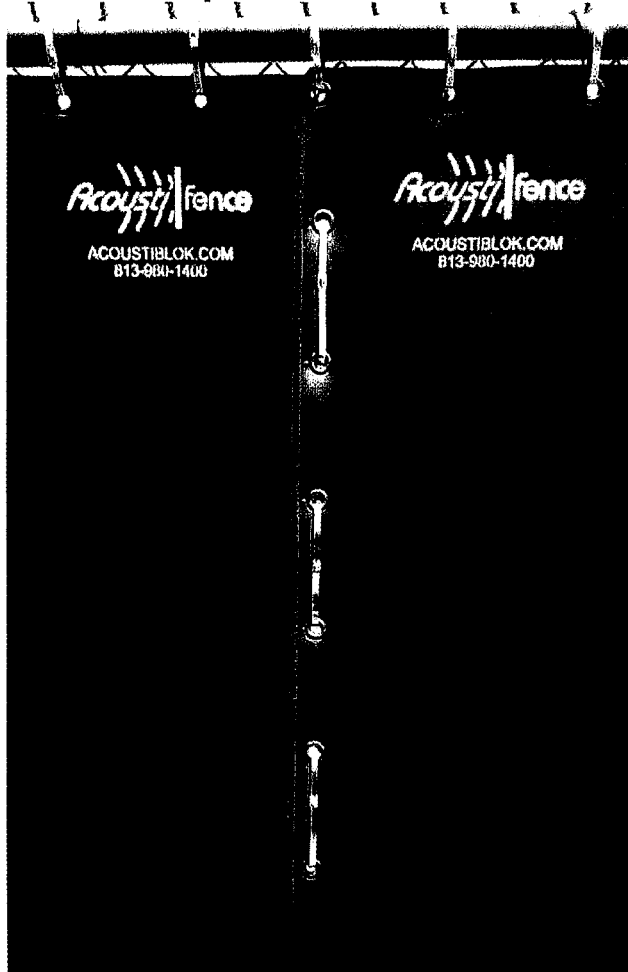
Top Rail, Overlap Seam, Bottom Edge & Grommet Plugs

Top Rail: Acoustifence should hang just below the bottom of the top rail as pictured below. The stainless steel cable ties should only go around the top rail and not the chain link in case the section needs to be adjusted left or right along the rail. If the cable tie goes around the chain link, you will not be able to adjust the section in either direction.




Overlap Seam: Additional Acoustifence sections will overlap the previous section by 2 inches and the grommets will sit on top of each other. The stainless steel cable ties are installed vertically and must also go around the chain link. This will hold the Acoustifence seam to the chain link and keep the Acoustifence seam from pulling away from the chain link. The cable tie should ideally go around 2 chain link sections. Close up below.


Overlap Seam – Front Side





Overlap Seam – Chain Link Side



Overlap Seam – Chain Link Side Close Up



Bottom Edge Double Grommets: There are double sets up grommets 6 inches up from the bottom edge on both horizontally and vertically installed Acoustifence sections. This is so you can horizontally install stainless steel cable ties connecting the Acoustifence to the chain link. This keeps the bottom edge from pulling away from the fence. The remaining 6 inches of Acoustifence material should curve down onto the ground and be as airtight as possible or can be cut to fit or even buried into the ground. If there are air gaps at the bottom, you will have sound leaks.



Grommet Plugs: Grommet plugs are used so you do not get sound leaks through the grommet holes.

