

2025 ANNUAL REPORT

Presented by: Fire Chief Jeremy Presnell





DICKINSON FIRE DEPARTMENT

ANNUAL REPORT

OUR SERVICES

An ISO Class 3 Department delivering comprehensive safety services.



FIRE SUPPRESSION

Structural, vehicle, and wildland fire response.



EMERGENCY MEDICAL

Operating as an ALS Transport service.



FIRE PREVENTION

Public education services, inspections, and code enforcement.

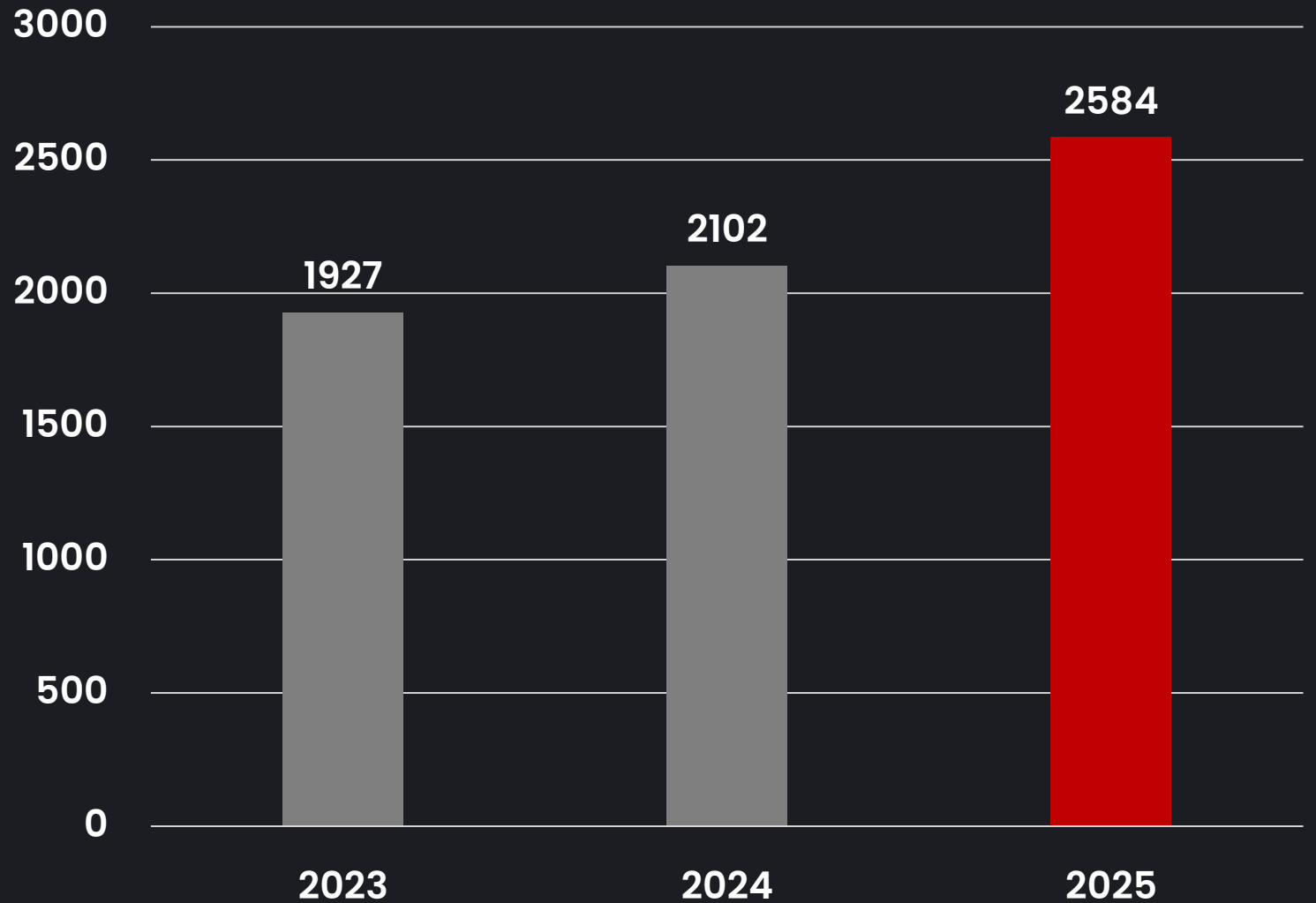


REGIONAL RESPONSE

Specialized capabilities for Haz-Mat, Structural Collapse, and Confined Space.

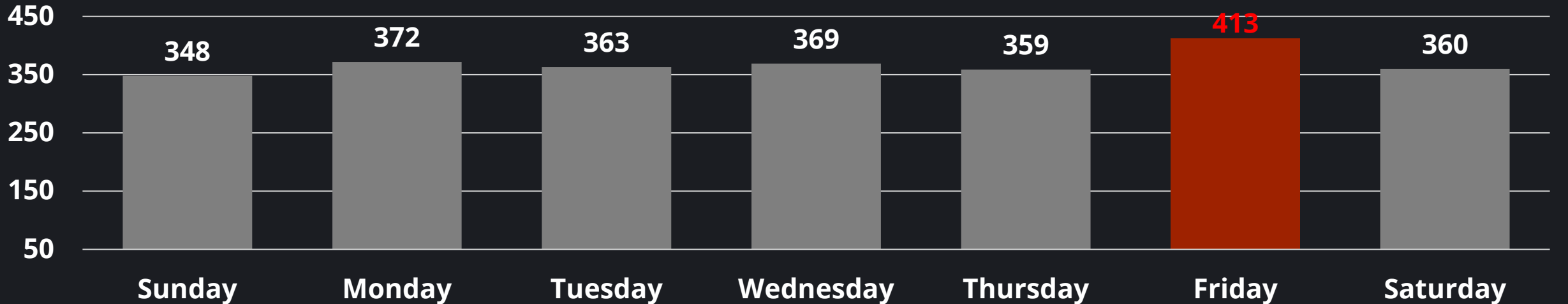
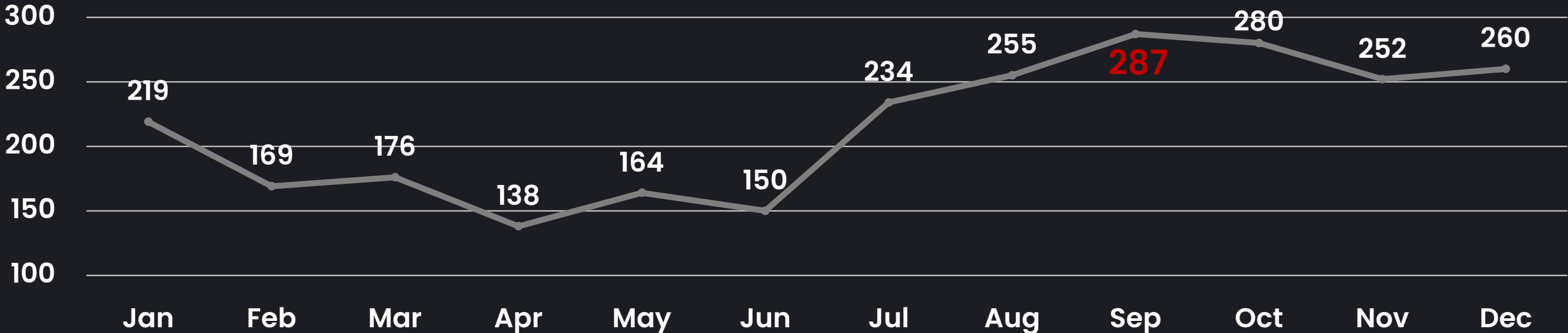


SERVICE DEMAND

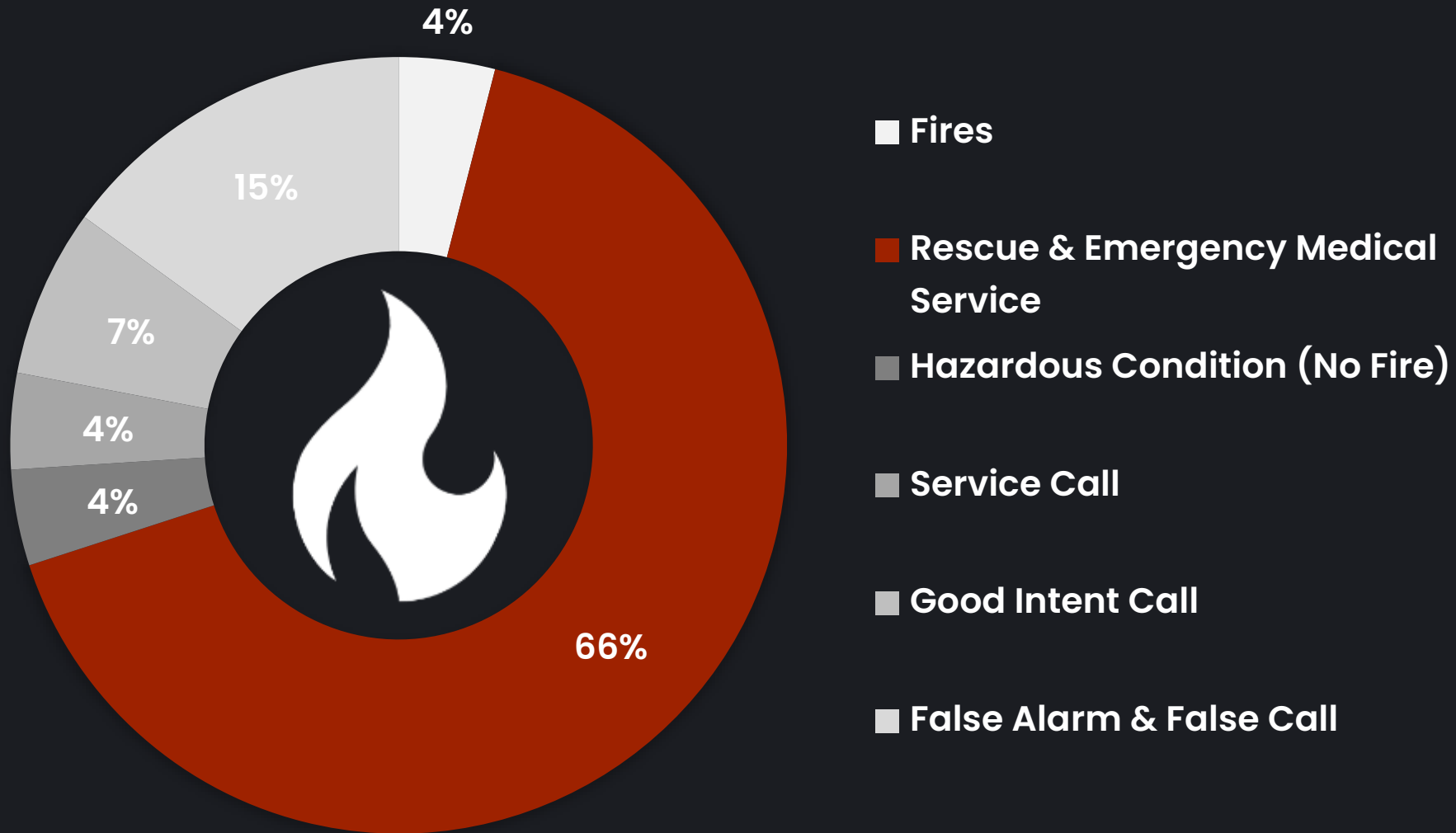


2025 saw a sharp surge in service requests due to EMS transition.

OPERATIONAL RHYTHM



NATURE OF CALLS



ADVANCED MEDICAL CARE



76.5%

of EMS calls resulting in transport to the hospital



43:21

Average time on scene of EMS call



327

Interfacility transports, 3.5-4 hour average door to door

We provide prehospital advanced life support, bridging the gap between emergency scene and hospital care

PROTECTING COMMUNITY ASSETS

\$11,826,230

RISK: Pre-Incident Value

\$1,131,045

LOSS: Fire Incident Loss

\$10,695,185

Fire Incident Saved



For every \$1 lost in fire incidents, Dickinson fire saved nearly \$10 in property value.

SPEED & RESPONSE

FIRE

5min 46sec

Benchmark: 5min 20sec

EMS

6min 18sec

Benchmark: 8min 0sec

OPERATIONAL BALANCE

Station 1

59%

Station 2

41%

CULTURE OF READINESS

Company Training (11,721)

101.9%

Officer Training (769.51)

582.2%

Facility Training (1,445)

131.6%

Haz-Mat Training (521.12)

142.4%

Driver/Operator Training (2,914.65)

1,517%

EMS Training (2,590)

100%



PROACTIVE RISK REDUCTION



1178

Routine Inspections



323

Public Education



14

Certificate of Occupancy

COMMUNITY CONNECTION



Truck Tours



911 Stair Climb



Pancake Breakfast



Classroom Visits



Station Tours



Fire Prevention Week



DSU & CTE Fire Academy



Giving Hearts Day



QUESTIONS?

BID AWARD – PIERCE PUMPER

Presented by: Fire Chief Jeremy Presnell

Consideration to Approve



PIERCE PUMPER – BID AWARD

- Chassis: Pierce PUC Velocity Pumper
- Pump Capacity: 2000GPM
- Tank: 750 gallons water/30 gallons foam
- Standard: NFPA 1901 compliant



HOSEBED CAPACITIES
① - STORAGE AREA
② - 500' OF 2.50" D.I. POLY HOSE
③ - 500' OF 5.00" D.I. POLY HOSE
④ - WALKWAY

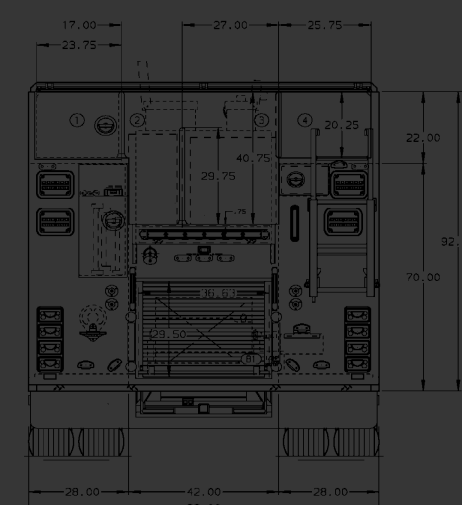
PRICING MECHANISM

Sourcwell Consortium Pricing

TOTAL ACQUISITION COST

\$1,553,477.00

\$1,419,287.00 (pre-pay discount)



MARKET VOLATILITY: COST OF WAITING

COST INFLATION

DELIVERY DELAYS

~\$1mil+

~\$500k

18 Months
2010s

Supply Chain Constraints

4+ Years
2026

Strategic Insight:

Delaying this purchase risks entering a 4-year manufacturing queue at a significantly higher future price

2010s

2026

HOSEBED CAPACITIES

- ① - STORAGE AREA
- ② - 500' OF 2.50" D.J. POLY HOSE
- ③ - 500' OF 5.00" D.J. POLY HOSE
- ④ - WALKWAY

LEASE PURCHASE & FINANCING

Presented by: Fire Chief Jeremy Presnell

Consideration to Approve



LEASE PURCHASE & FINANCING PIERCE FINANCIAL – PNC BANK

\$1,553,477.00

Bid Price

\$1,419,287.00

Prepay Discount (lease purchase)

HOSEBED CAPACITIES

- ① - STORAGE AREA
- ② - 500' OF 2.50" D.I. POLY HOSE
- ③ - 500' OF 5.00" D.I. POLY HOSE
- ④ - WALKWAY