



Dalton Fire Department

404 School Street, Dalton, GA 30720

Phone: 706-278-7363

Detailed Selected Statistics and Management Activity

By Incident Type

Report Period: 01/01/24 - 01/31/24 23:59:59

CODE	DESCRIPTOR	FREQUENCY	FREQ. PERCENT	EXPs	AVG # SUPPR. PERS	AVG # EMS PERS	AVG # OTHER PERS	AVG # SUPPR. APPR.	AVG # EMS APPR.	AVG # OTHER APPR.	AVERAGE # MAN HOURS	TOTAL MAN HOURS	AVERAGE RESPONSE TIME (min)
111	Building fire	7	2.17%	0	19.43	0	1.57	6	0.00	1.29	27.10	129.599994	3.62
113	Cooking fire, confined to container	2	0.62%	0	16	0	1	5	0.00	1	7.79	9.583332	3.99
114	Chimney or flue fire, confined to chimney or flue	1	0.31%	0	15	0	2	5	0.00	2	25.78	23.833332	5.58
131	Passenger vehicle fire	1	0.31%	0	4	0	1	1	0.00	1	2.92	2.883333	5.82
142	Brush or brush-and-grass mixture fire	1	0.31%	0	3	0	0	1	0.00	0	0.70	.700000	4.10
143	Grass fire	1	0.31%	0	15	0	2	5	0.00	1	4.53	2.416666	5.85
151	Outside rubbish, trash or waste fire	3	0.93%	0	3	0	0	1	0.00	0	1.00	3.000000	4.91
300	Rescue, EMS incident, other	1	0.31%	0	0	6	0	0	2.00	0	4.10	3.950000	6.90
311	Medical assist, assist EMS crew	163	50.46%	0	0.04	3.18	0.05	0.01	1.00	0.02	0.94	147.666655	4.52
322	Motor vehicle accident with injuries	18	5.57%	0	0.72	5.44	0.33	0.22	1.72	0.28	3.42	52.333330	3.58
323	Motor vehicle/pedestrian accident (MV Ped)	1	0.31%	0	0	3	2	0	1.00	1	2.33	2.266666	3.63
324	Motor vehicle accident with no injuries.	3	0.93%	0	0	7.33	0	0	2.33	0	14.50	34.750000	3.37
351	Extrication of victim(s) from building/structure	1	0.31%	0	3	0	0	1	0.00	0	1.45	1.450000	10.62

CODE	DESCRIPTOR	FREQUENCY	FREQ. PERCENT	EXPs	AVG # SUPPR. PERS	AVG # EMS PERS	AVG # OTHER PERS	AVG # SUPPR. APPR.	AVG # EMS APPR.	AVG # OTHER APPR.	AVERAGE # MAN HOURS	TOTAL MAN HOURS	AVERAGE RESPONSE TIME (min)
352	Extrication of victim(s) from vehicle	1	0.31%	0	3	3	2	1	1.00	1	4.67	3.966666	2.68
353	Removal of victim(s) from stalled elevator	1	0.31%	0	7	0	0	2	0.00	0	1.40	1.400000	3.57
400	Hazardous condition, other	1	0.31%	0	3	0	0	1	0.00	0	0.75	.750000	8.92
411	Gasoline or other flammable liquid spill	1	0.31%	0	8	0	1	2	0.00	1	5.70	5.666666	4.15
412	Gas leak (natural gas or LPG)	2	0.62%	0	11	0	0.5	3.5	0.00	0.5	3.55	6.216666	5.59
424	Carbon monoxide incident	2	0.62%	0	9	0	1	3	0.00	1	9.92	19.616666	5.32
444	Power line down	2	0.62%	0	6	0	0.5	2	0.00	0.5	1.79	3.266666	5.40
445	Arcing, shorted electrical equipment	1	0.31%	0	3	0	0	1	0.00	0	1.10	1.100000	6.50
500	Service Call, other	7	2.17%	0	3.71	0	0	1.14	0.00	0	0.88	5.566666	4.54
522	Water or steam leak	2	0.62%	0	3.5	0	0	1	0.00	0	1.98	3.766666	4.55
551	Assist police or other governmental agency	1	0.31%	0	3	0	0	1	0.00	0	0.65	.650000	4.90
553	Public service	3	0.93%	0	3	0	0	1	0.00	0	1.03	3.100000	4.64
600	Good intent call, other	2	0.62%	0	7.5	1.5	0.5	2.5	0.50	0.5	2.61	6.133333	5.47
611	Dispatched & canceled en route	28	8.67%	0	2.43	2.71	0.29	0.79	0.89	0.18	0.26	8.299997	0.00
622	No incident found on arrival at dispatch address	6	1.86%	0	3	3.5	0.17	1	1.00	0.17	1.04	6.133331	3.36
651	Smoke scare, odor of smoke	4	1.24%	0	10.75	0	0.75	3.5	0.00	0.75	3.07	9.866665	3.40
671	HazMat release investigation w/no HazMat	1	0.31%	0	3	0	0	1	0.00	0	1.85	1.850000	3.32
714	Central station, malicious false alarm	1	0.31%	0	12	0	1	4	0.00	1	9.53	3.933333	4.72
715	Local alarm system, malicious false alarm	1	0.31%	0	12	0	2	4	0.00	1	1.63	1.266666	3.82

CODE	DESCRIPTOR	FREQUENCY	FREQ. PERCENT	EXPs	AVG # SUPPR. PERS	AVG # EMS PERS	AVG # OTHER PERS	AVG # SUPPR. APPR.	AVG # EMS APPR.	AVG # OTHER APPR.	AVERAGE # MAN HOURS	TOTAL MAN HOURS	AVERAGE RESPONSE TIME (min)
730	System malfunction, other	1	0.31%	0	9	0	1	3	0.00	1	2.17	1.916666	3.93
731	Sprinkler activation due to malfunction	19	5.88%	0	11.63	0	0.84	3.63	0.00	0.74	7.95	102.399988	3.98
733	Smoke detector activation due to malfunction	1	0.31%	0	15	0	1	4	0.00	1	5.87	3.483332	4.75
734	Heat detector activation due to malfunction	1	0.31%	0	13	0	1	4	0.00	1	11.67	6.016666	2.43
735	Alarm system sounded due to malfunction	7	2.17%	0	13.71	0	1.43	4.14	0.00	1	4.76	21.866662	3.75
741	Sprinkler activation, no fire - unintentional	2	0.62%	0	9	0	1	3	0.00	1	1.25	1.966666	3.30
743	Smoke detector activation, no fire - unintentional	9	2.79%	0	13	0	1.33	4.22	0.00	0.89	4.65	28.483331	6.08
744	Detector activation, no fire - unintentional	1	0.31%	0	14	0	1	4	0.00	1	3.50	2.916666	4.58
745	Alarm system activation, no fire - unintentional	12	3.72%	0	11.33	0	0.92	3.5	0.00	0.75	4.36	31.466659	5.20
Totals		323	100%	0	3.61	2.32	0.35	1.14	0.73	0.27	2.83	707.50	4.08
Mutual Aid Given Incidents		17											



Dalton Fire Department

404 School Street, Dalton, GA 30720

Phone: 706-278-7363

Response Summary by Station

Report Period: 01/01/24 - 01/31/24 23:59:59

Station	Responses	% Fire	% EMS	Other	Per Day
Station 1	123	4.07	70.73	25.2	4.1
Station 2	62	8.06	50	41.94	2.07
Station 3	72	4.17	51.39	44.44	2.4
Station 4	45	11.11	37.78	51.11	1.5
Station 5	38	0	60.53	39.47	1.27

Total 340



Dalton Fire Department

404 School Street, Dalton, GA 30720

Phone: 706-278-7363

Breakdown by Incident Type

Report Period: 01/01/24 - 01/31/24 23:59:59

Incident Type	Incidents	Exposures
311 Medical assist, assist EMS crew	164	0
611 Dispatched & canceled en route	36	0
322 Motor vehicle accident with injuries	20	0
731 Sprinkler activation due to malfunction	19	0
745 Alarm system activation, no fire - unintentional	13	0
743 Smoke detector activation, no fire - unintentional	9	0
735 Alarm system sounded due to malfunction	7	0
500 Service Call, other	7	0
111 Building fire	7	0
324 Motor vehicle accident with no injuries.	6	0
622 No incident found on arrival at dispatch address	6	0
651 Smoke scare, odor of smoke	4	0
553 Public service	3	0
151 Outside rubbish, trash or waste fire	3	0
113 Cooking fire, confined to container	2	0
412 Gas leak (natural gas or LPG)	2	0
424 Carbon monoxide incident	2	0
444 Power line down	2	0
600 Good intent call, other	2	0
522 Water or steam leak	2	0
741 Sprinkler activation, no fire - unintentional	2	0
143 Grass fire	2	0
744 Detector activation, no fire - unintentional	1	0
733 Smoke detector activation due to malfunction	1	0

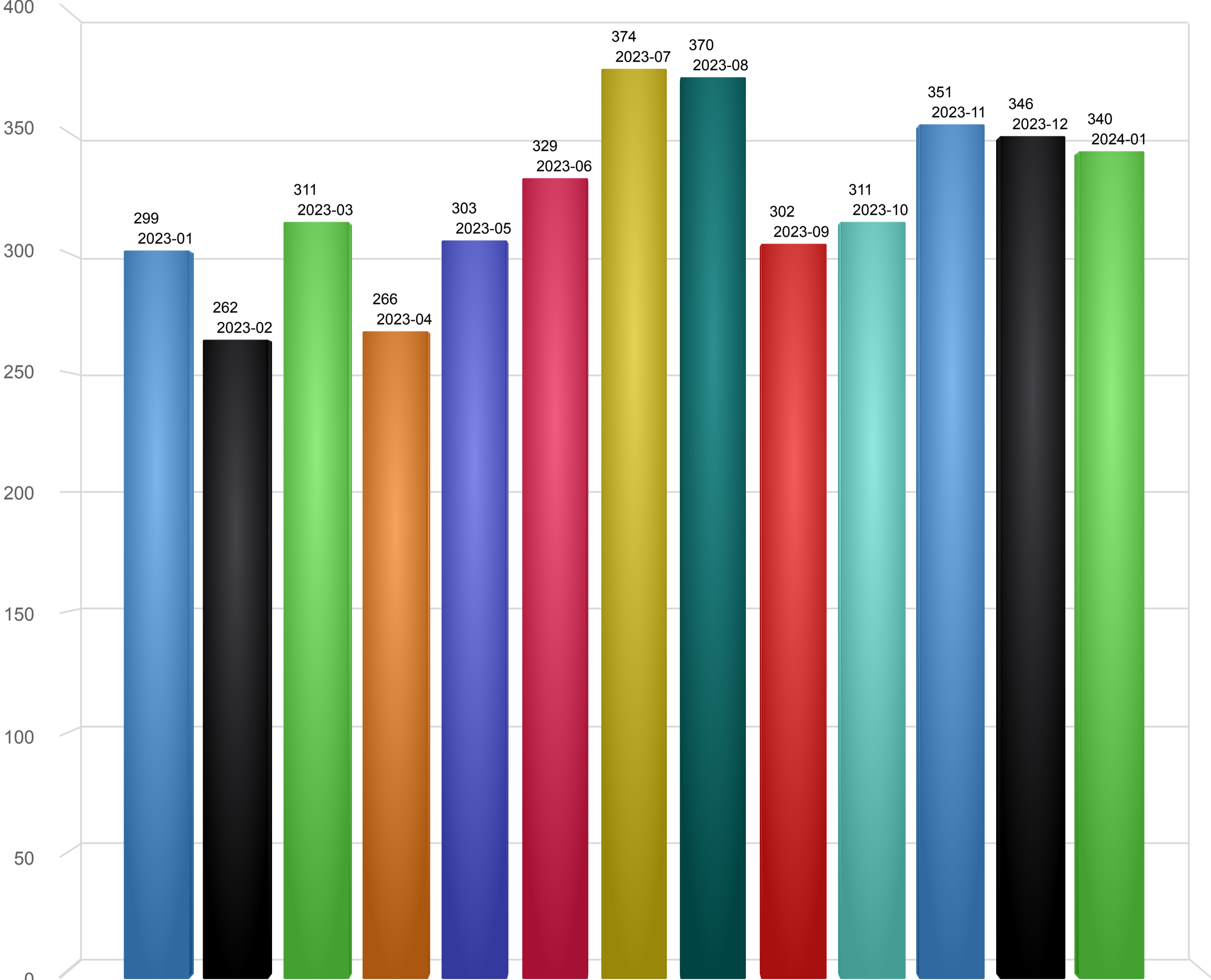
Incident Type	Incidents	Exposures
734 Heat detector activation due to malfunction	1	0
551 Assist police or other governmental agency	1	0
671 HazMat release investigation w/no HazMat	1	0
714 Central station, malicious false alarm	1	0
715 Local alarm system, malicious false alarm	1	0
730 System malfunction, other	1	0
445 Arcing, shorted electrical equipment	1	0
351 Extrication of victim(s) from building/structure	1	0
352 Extrication of victim(s) from vehicle	1	0
353 Removal of victim(s) from stalled elevator	1	0
400 Hazardous condition, other	1	0
411 Gasoline or other flammable liquid spill	1	0
114 Chimney or flue fire, confined to chimney or flue	1	0
131 Passenger vehicle fire	1	0
132 Road freight or transport vehicle fire	1	0
142 Brush or brush-and-grass mixture fire	1	0
300 Rescue, EMS incident, other	1	0
323 Motor vehicle/pedestrian accident (MV Ped)	1	0

	Incidents	Exposures
Total	340	0

Incidents by Months

01/01/2023-01/31/2024

- 2023-01
- 2023-02
- 2023-03
- 2023-04
- 2023-05
- 2023-06
- 2023-07
- 2023-08
- 2023-09
- 2023-10
- 2023-11
- 2023-12
- 2024-01



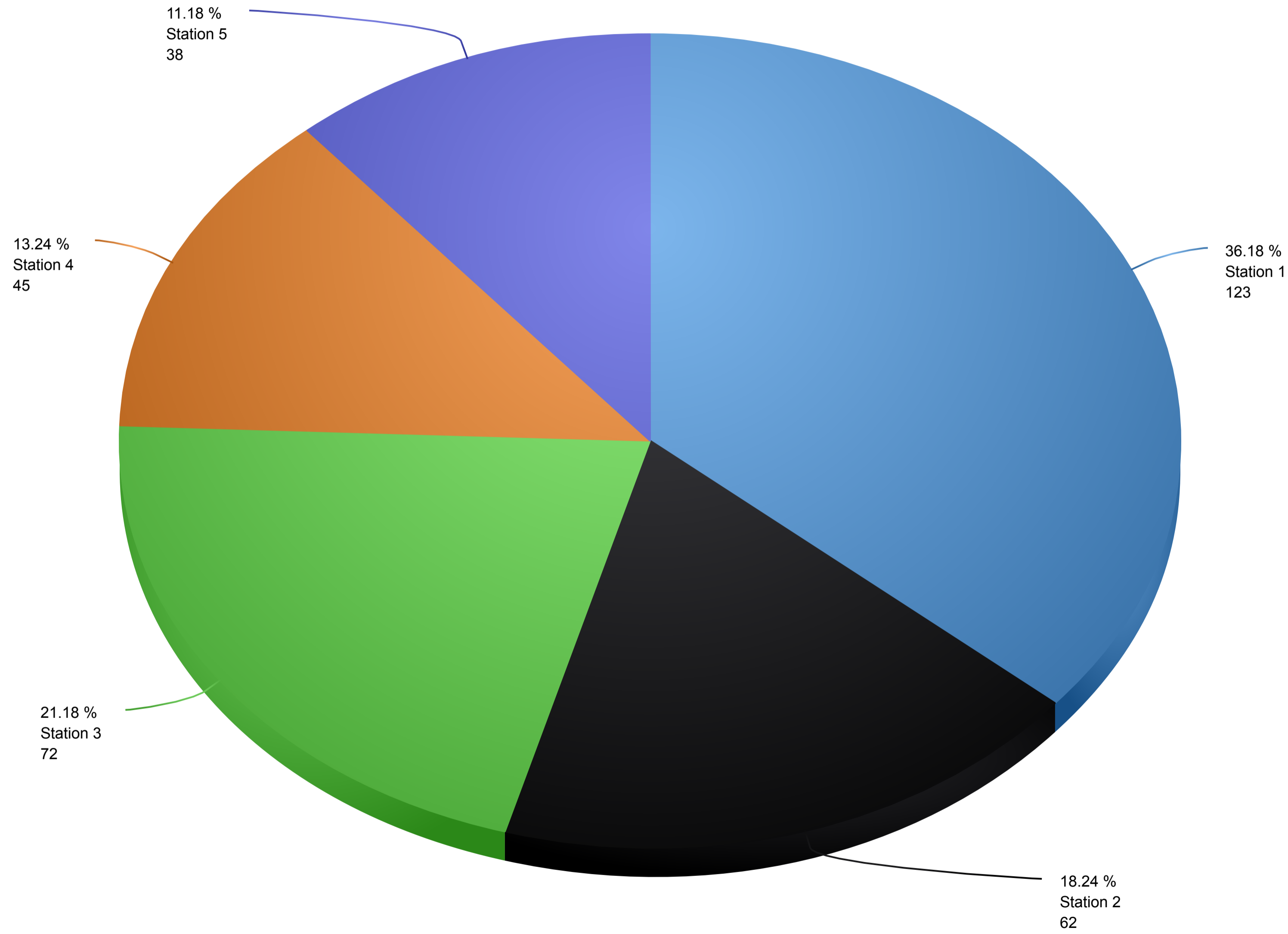
Incident Count

Total of Month: 4,164

Incidents by Stations

01/01/2024-01/31/2024

- Station 1
- Station 2
- Station 3
- Station 4
- Station 5

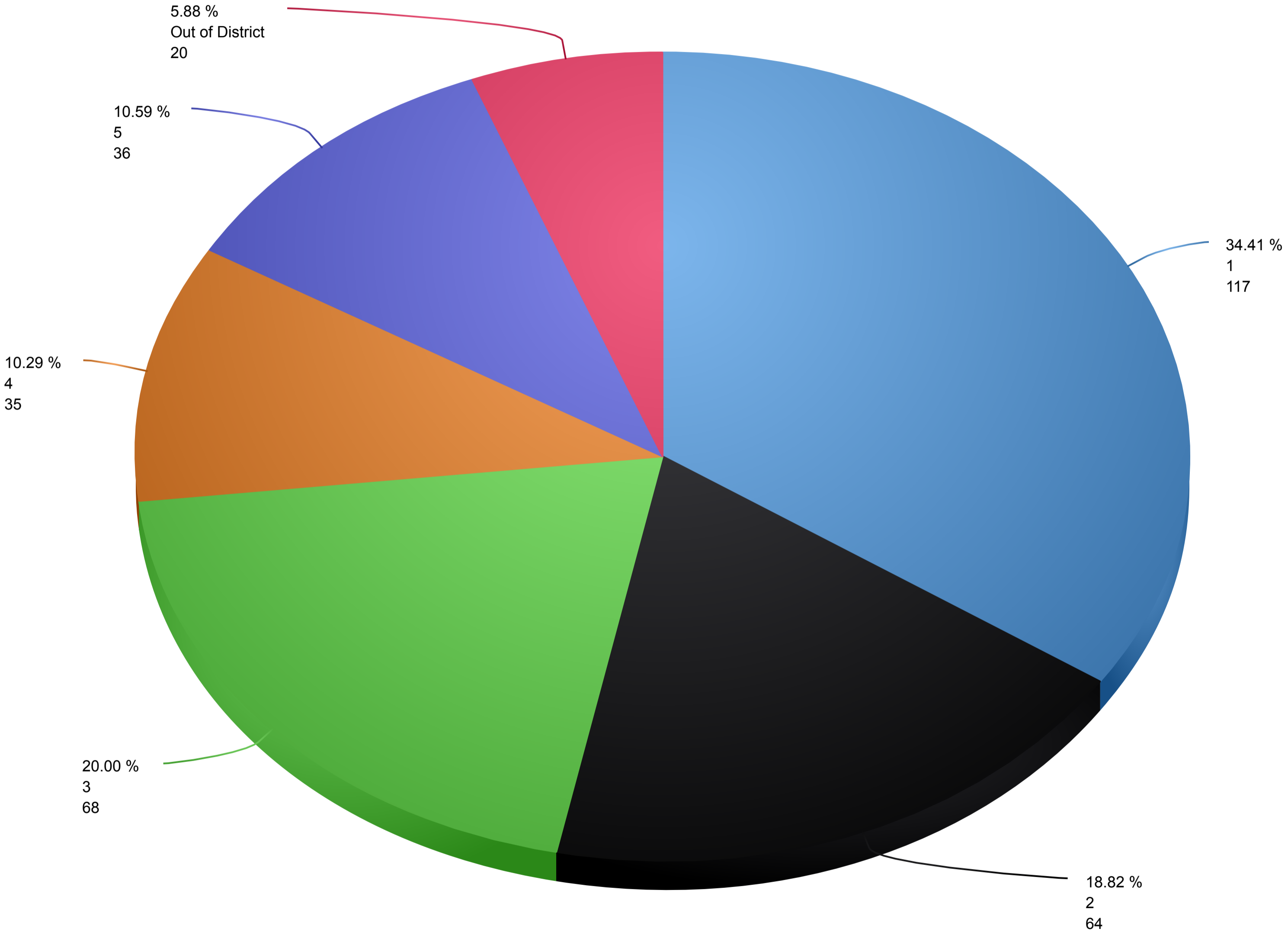


Total of Station: 340

Incidents by District

01/01/2024-01/31/2024

- 1
- 2
- 3
- 4
- 5
- Out of District

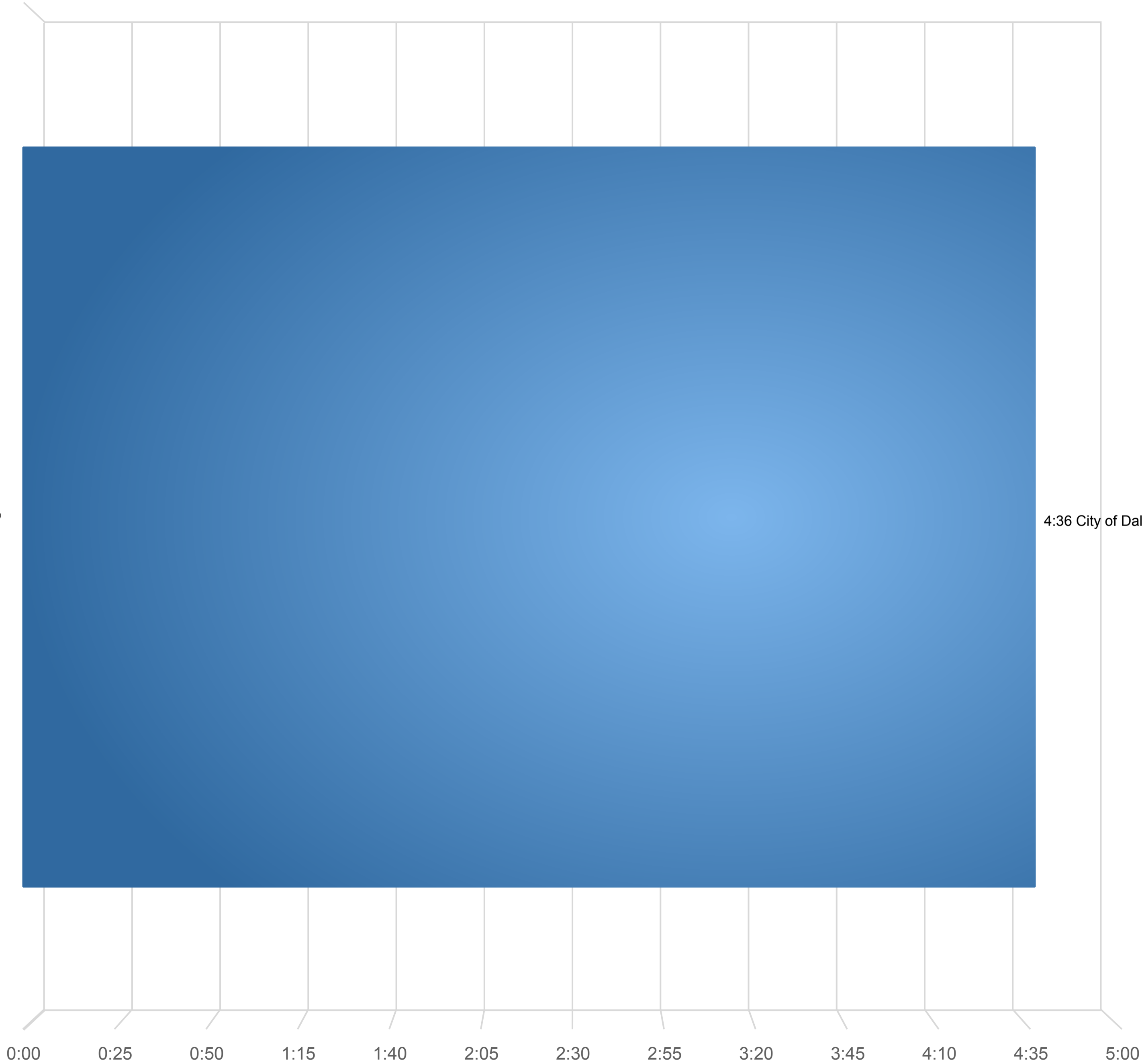


Total of District: 340

Department Average Response Time (Alarm-> First Unit Arrival)

01/01/2024-01/31/2024

Response Time

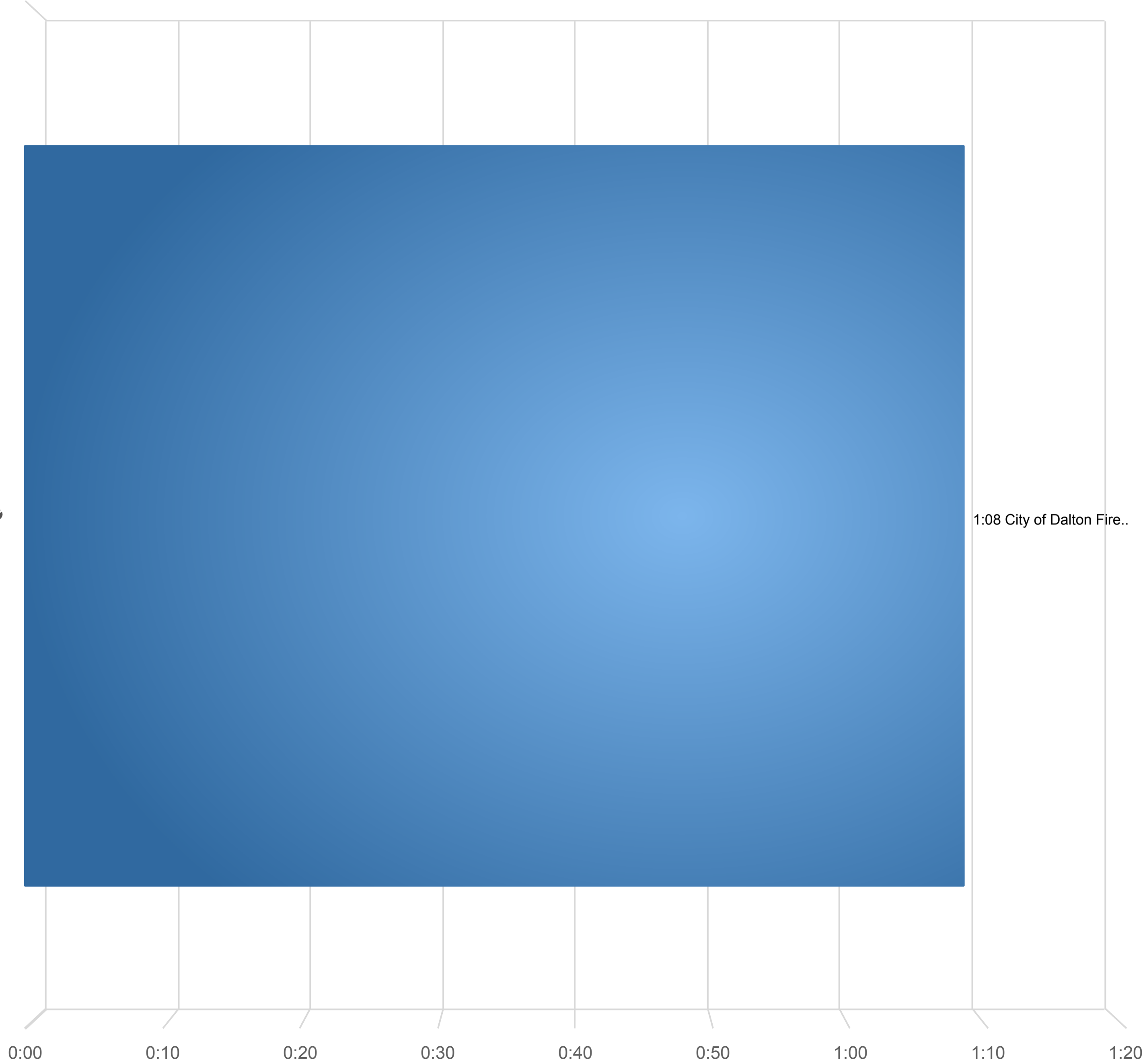


4:36 City of Dalton Fire..

Department Average Turnout Time (Alarm-> First En Route)

01/01/2024-01/31/2024

Turnout Time

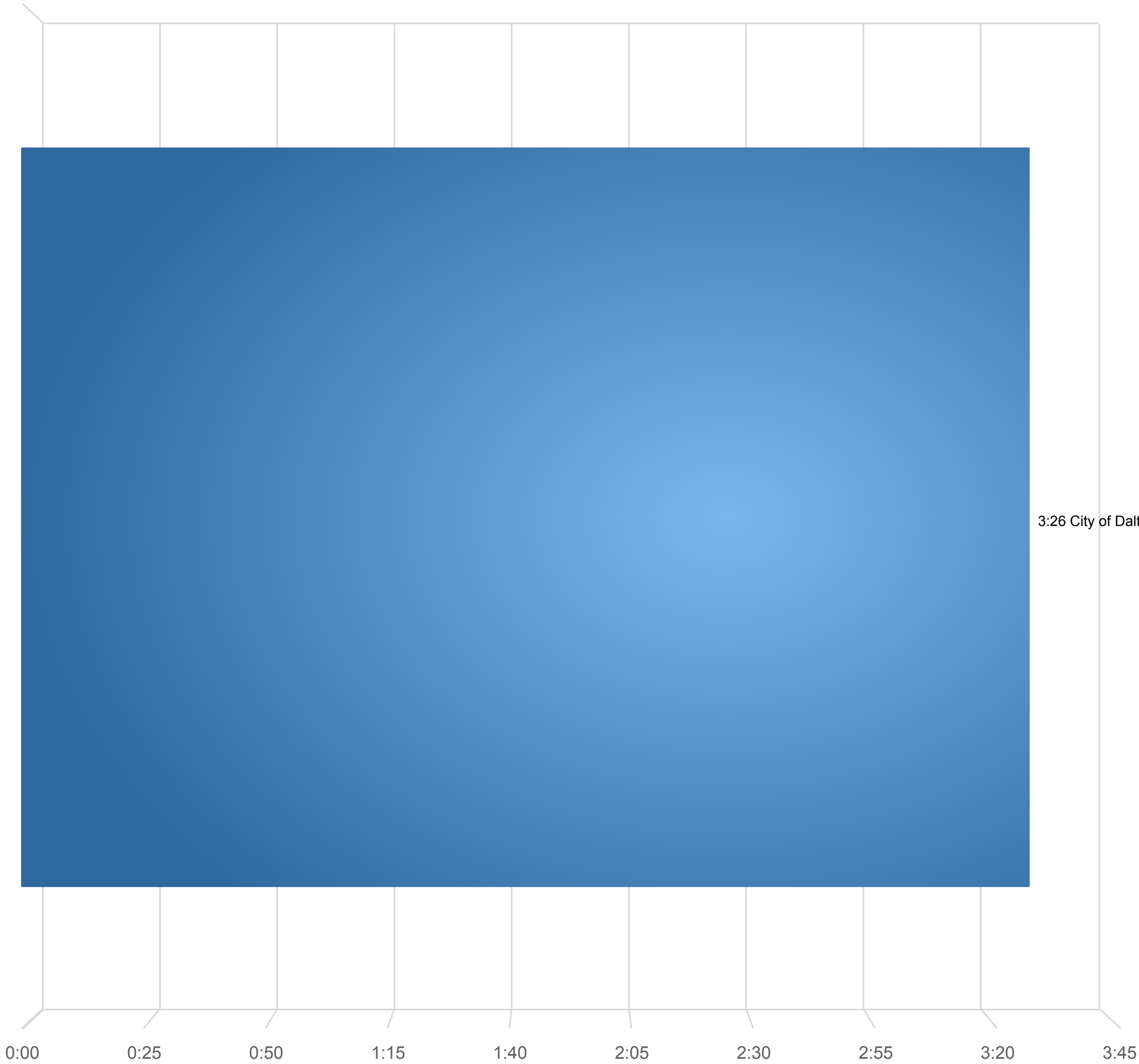


1:08 City of Dalton Fire..

Department Average Travel Time (First En Route -> First Unit Arrival)

01/01/2024-01/31/2024

Travel Time

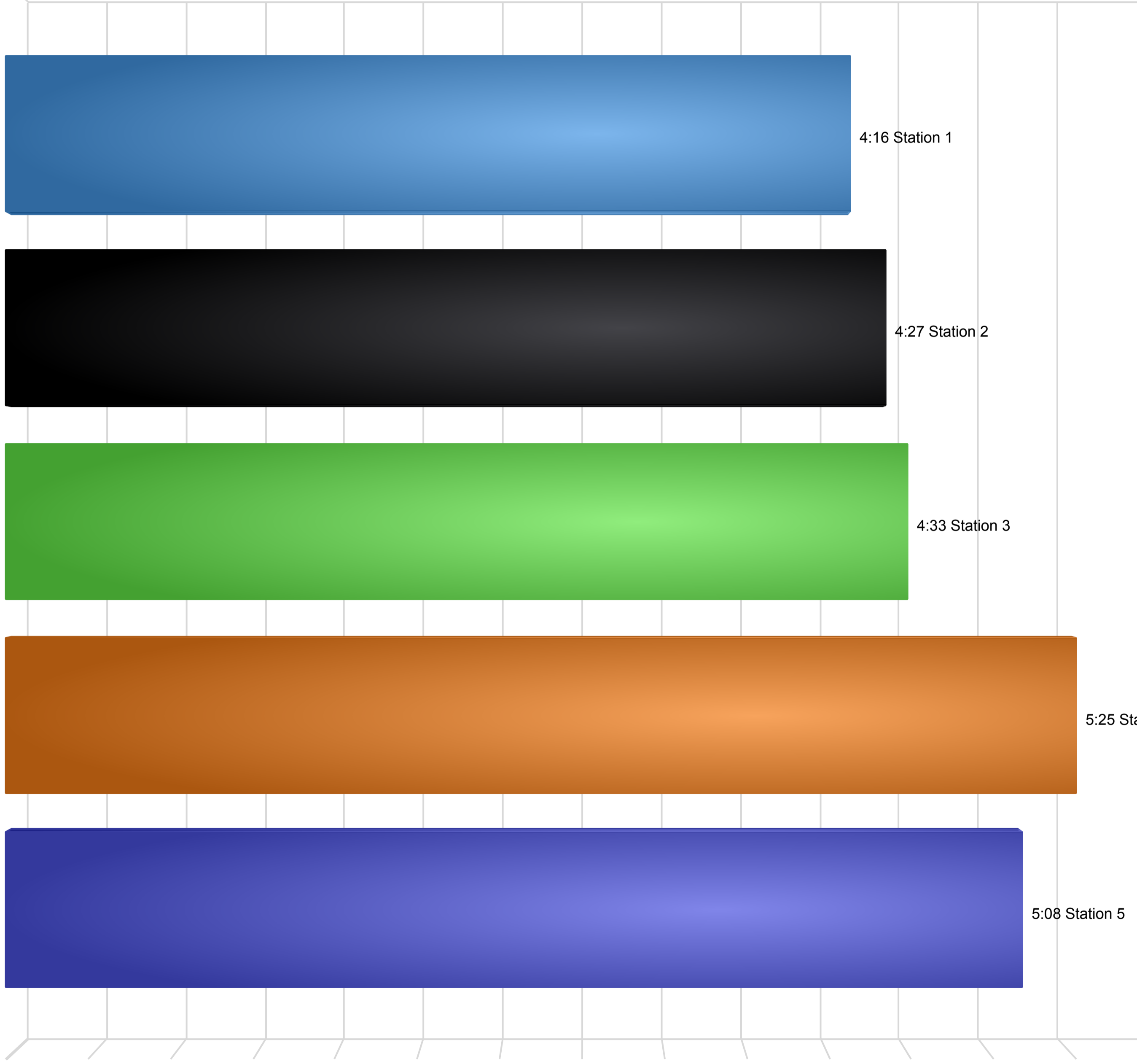


Average Response Time by Station

01/01/2024-01/31/2024

- Station 1
- Station 2
- Station 3
- Station 4
- Station 5

Response Time



Total of Station: 4:36

0:00 0:25 0:50 1:15 1:40 2:05 2:30 2:55 3:20 3:45 4:10 4:35 5:00 5:25 5:50



Dalton Fire Department

404 School Street, Dalton, GA 30720

Phone: 706-278-7363

Staff Hours by Incident Type

Report Period: 01/01/24 - 01/31/24 23:59:59

Incident Type	Hours
311 Medical assist, assist EMS crew	148.71
111 Building fire	128.04
731 Sprinkler activation due to malfunction	102.40
322 Motor vehicle accident with injuries	54.43
324 Motor vehicle accident with no injuries.	37.90
745 Alarm system activation, no fire - unintentional	32.41
743 Smoke detector activation, no fire - unintentional	28.48
114 Chimney or flue fire, confined to chimney or flue	23.83
735 Alarm system sounded due to malfunction	21.86
424 Carbon monoxide incident	19.62
611 Dispatched & canceled en route	10.94
651 Smoke scare, odor of smoke	9.87
113 Cooking fire, confined to container	9.58
412 Gas leak (natural gas or LPG)	6.22
622 No incident found on arrival at dispatch address	6.13
600 Good intent call, other	6.13
734 Heat detector activation due to malfunction	6.02
411 Gasoline or other flammable liquid spill	5.67
500 Service Call, other	5.57
143 Grass fire	4.37
132 Road freight or transport vehicle fire	4.15
352 Extrication of victim(s) from vehicle	3.97
300 Rescue, EMS incident, other	3.95
714 Central station, malicious false alarm	3.93

Incident Type	Hours
522 Water or steam leak	3.77
733 Smoke detector activation due to malfunction	3.48
444 Power line down	3.27
553 Public service	3.10
151 Outside rubbish, trash or waste fire	3.00
744 Detector activation, no fire - unintentional	2.92
131 Passenger vehicle fire	2.88
323 Motor vehicle/pedestrian accident (MV Ped)	2.27
741 Sprinkler activation, no fire - unintentional	1.97
730 System malfunction, other	1.92
671 HazMat release investigation w/no HazMat	1.85
351 Extrication of victim(s) from building/structure	1.45
353 Removal of victim(s) from stalled elevator	1.40
715 Local alarm system, malicious false alarm	1.27
445 Arcing, shorted electrical equipment	1.10
400 Hazardous condition, other	0.75
142 Brush or brush-and-grass mixture fire	0.70
551 Assist police or other governmental agency	0.65

Total	721.93
--------------	---------------



Dalton Fire Department

404 School Street, Dalton, GA 30720

Phone: 706-278-7363

Injuries and Property Loss

(Dates: 01/01/24 - 01/31/24 23:59:59)

CODE	DESCRIPTOR	FREQ	FREQ %	EXPs	CIV DTHS	CIV DTHS	CIV INJ	CIV INJS	FF DTHS	FF DTHS	FF INJ	FF INJS	PROP LOSS	PROP LOSS	CONT LOSS	CONT LOSS	TOTAL LOSS	TOTAL LOSS %
111	Building fire	7	2.17%	0	0	0.00%	1	100.00 %	0	0.00%	0	0.00%	93,400	96.89%	27,100	100.00 %	120,500	97.57%
113	Cooking fire, confined to container	2	0.62%	0	0	0.00%	0	0.00%	0	0.00%	0	0.00%	0	0.00%	0	0.00%	0	0.00%
114	Chimney or flue fire, confined to chimney or flue	1	0.31%	0	0	0.00%	0	0.00%	0	0.00%	0	0.00%	0	0.00%	0	0.00%	0	0.00%
131	Passenger vehicle fire	1	0.31%	0	0	0.00%	0	0.00%	0	0.00%	0	0.00%	3,000	3.11%	0	0.00%	3,000	2.43%
132	Road freight or transport vehicle fire	0	0.00%	0	0	0.00%	0	0.00%	0	0.00%	0	0.00%	0	0.00%	0	0.00%	0	0.00%
142	Brush or brush-and-grass mixture fire	1	0.31%	0	0	0.00%	0	0.00%	0	0.00%	0	0.00%	0	0.00%	0	0.00%	0	0.00%
143	Grass fire	1	0.31%	0	0	0.00%	0	0.00%	0	0.00%	0	0.00%	0	0.00%	0	0.00%	0	0.00%
151	Outside rubbish, trash or waste fire	3	0.93%	0	0	0.00%	0	0.00%	0	0.00%	0	0.00%	0	0.00%	0	0.00%	0	0.00%
300	Rescue, EMS incident, other	1	0.31%	0	0	0.00%	0	0.00%	0	0.00%	0	0.00%	0	0.00%	0	0.00%	0	0.00%

CODE	DESCRIPTOR	FREQ	FREQ %	EXPs	CIV DTHS	CIV DTHS	CIV INJ	CIV INJS	FF DTHS	FF DTHS	FF INJ	FF INJS	PROP LOSS	PROP LOSS	CONT LOSS	CONT LOSS	TOTAL LOSS	TOTAL LOSS %
311	Medical assist, assist EMS crew	163	50.46%	0	0	0.00%	0	0.00%	0	0.00%	0	0.00%	0	0.00%	0	0.00%	0	0.00%
322	Motor vehicle accident with injuries	18	5.57%	0	0	0.00%	0	0.00%	0	0.00%	0	0.00%	0	0.00%	0	0.00%	0	0.00%
323	Motor vehicle/pedestrian accident (MV Ped)	1	0.31%	0	0	0.00%	0	0.00%	0	0.00%	0	0.00%	0	0.00%	0	0.00%	0	0.00%
324	Motor vehicle accident with no injuries.	3	0.93%	0	0	0.00%	0	0.00%	0	0.00%	0	0.00%	0	0.00%	0	0.00%	0	0.00%
351	Extrication of victim(s) from building/structure	1	0.31%	0	0	0.00%	0	0.00%	0	0.00%	0	0.00%	0	0.00%	0	0.00%	0	0.00%
352	Extrication of victim(s) from vehicle	1	0.31%	0	0	0.00%	0	0.00%	0	0.00%	0	0.00%	0	0.00%	0	0.00%	0	0.00%
353	Removal of victim(s) from stalled elevator	1	0.31%	0	0	0.00%	0	0.00%	0	0.00%	0	0.00%	0	0.00%	0	0.00%	0	0.00%
400	Hazardous condition, other	1	0.31%	0	0	0.00%	0	0.00%	0	0.00%	0	0.00%	0	0.00%	0	0.00%	0	0.00%
411	Gasoline or other flammable liquid spill	1	0.31%	0	0	0.00%	0	0.00%	0	0.00%	0	0.00%	0	0.00%	0	0.00%	0	0.00%
412	Gas leak (natural gas or LPG)	2	0.62%	0	0	0.00%	0	0.00%	0	0.00%	0	0.00%	0	0.00%	0	0.00%	0	0.00%
424	Carbon monoxide incident	2	0.62%	0	0	0.00%	0	0.00%	0	0.00%	0	0.00%	0	0.00%	0	0.00%	0	0.00%
444	Power line down	2	0.62%	0	0	0.00%	0	0.00%	0	0.00%	0	0.00%	0	0.00%	0	0.00%	0	0.00%

CODE	DESCRIPTOR	FREQ	FREQ %	EXPs	CIV DTHS	CIV DTHS	CIV INJ	CIV INJS	FF DTHS	FF DTHS	FF INJ	FF INJS	PROP LOSS	PROP LOSS	CONT LOSS	CONT LOSS	TOTAL LOSS	TOTAL LOSS %
445	Arcing, shorted electrical equipment	1	0.31%	0	0	0.00%	0	0.00%	0	0.00%	0	0.00%	0	0.00%	0	0.00%	0	0.00%
500	Service Call, other	7	2.17%	0	0	0.00%	0	0.00%	0	0.00%	0	0.00%	0	0.00%	0	0.00%	0	0.00%
522	Water or steam leak	2	0.62%	0	0	0.00%	0	0.00%	0	0.00%	0	0.00%	0	0.00%	0	0.00%	0	0.00%
551	Assist police or other governmental agency	1	0.31%	0	0	0.00%	0	0.00%	0	0.00%	0	0.00%	0	0.00%	0	0.00%	0	0.00%
553	Public service	3	0.93%	0	0	0.00%	0	0.00%	0	0.00%	0	0.00%	0	0.00%	0	0.00%	0	0.00%
600	Good intent call, other	2	0.62%	0	0	0.00%	0	0.00%	0	0.00%	0	0.00%	0	0.00%	0	0.00%	0	0.00%
611	Dispatched & canceled en route	28	8.67%	0	0	0.00%	0	0.00%	0	0.00%	0	0.00%	0	0.00%	0	0.00%	0	0.00%
622	No incident found on arrival at dispatch address	6	1.86%	0	0	0.00%	0	0.00%	0	0.00%	0	0.00%	0	0.00%	0	0.00%	0	0.00%
651	Smoke scare, odor of smoke	4	1.24%	0	0	0.00%	0	0.00%	0	0.00%	0	0.00%	0	0.00%	0	0.00%	0	0.00%
671	HazMat release investigation w/no HazMat	1	0.31%	0	0	0.00%	0	0.00%	0	0.00%	0	0.00%	0	0.00%	0	0.00%	0	0.00%
714	Central station, malicious false alarm	1	0.31%	0	0	0.00%	0	0.00%	0	0.00%	0	0.00%	0	0.00%	0	0.00%	0	0.00%
715	Local alarm system, malicious false alarm	1	0.31%	0	0	0.00%	0	0.00%	0	0.00%	0	0.00%	0	0.00%	0	0.00%	0	0.00%

CODE	DESCRIPTOR	FREQ	FREQ %	EXPs	CIV DTHS	CIV DTHS	CIV INJ	CIV INJS	FF DTHS	FF DTHS	FF INJ	FF INJS	PROP LOSS	PROP LOSS	CONT LOSS	CONT LOSS	TOTAL LOSS	TOTAL LOSS %
730	System malfunction, other	1	0.31%	0	0	0.00%	0	0.00%	0	0.00%	0	0.00%	0	0.00%	0	0.00%	0	0.00%
731	Sprinkler activation due to malfunction	19	5.88%	0	0	0.00%	0	0.00%	0	0.00%	0	0.00%	0	0.00%	0	0.00%	0	0.00%
733	Smoke detector activation due to malfunction	1	0.31%	0	0	0.00%	0	0.00%	0	0.00%	0	0.00%	0	0.00%	0	0.00%	0	0.00%
734	Heat detector activation due to malfunction	1	0.31%	0	0	0.00%	0	0.00%	0	0.00%	0	0.00%	0	0.00%	0	0.00%	0	0.00%
735	Alarm system sounded due to malfunction	7	2.17%	0	0	0.00%	0	0.00%	0	0.00%	0	0.00%	0	0.00%	0	0.00%	0	0.00%
741	Sprinkler activation, no fire - unintentional	2	0.62%	0	0	0.00%	0	0.00%	0	0.00%	0	0.00%	0	0.00%	0	0.00%	0	0.00%
743	Smoke detector activation, no fire - unintentional	9	2.79%	0	0	0.00%	0	0.00%	0	0.00%	0	0.00%	0	0.00%	0	0.00%	0	0.00%
744	Detector activation, no fire - unintentional	1	0.31%	0	0	0.00%	0	0.00%	0	0.00%	0	0.00%	0	0.00%	0	0.00%	0	0.00%
745	Alarm system activation, no fire - unintentional	12	3.72%	0	0	0.00%	0	0.00%	0	0.00%	0	0.00%	0	0.00%	0	0.00%	0	0.00%
Totals		323	100%	0	0	100%	1	100%	0	100%	0	100%	96,400	100%	27,100	100%	123,500	100%
Mutual Aid Given Incidents		17																

Training Division Monthly Report

January 2024

Overview

The Training Division coordinated the final live burn evolutions at the Keith Street acquired structures. DFD's in-house aerial apparatus operator course was delivered to 5 new apparatus operator candidates. C-shift special operations team members completed scenario-based evolutions involving patients being stuck in unusual situations requiring extrication. Annual CPR/AED recertification training was completed for all personnel. Monthly training included territory familiarization, core competency check-offs, special operations training, and company level drills chosen by company officers. Training hours during the month of January totaled 2,436.

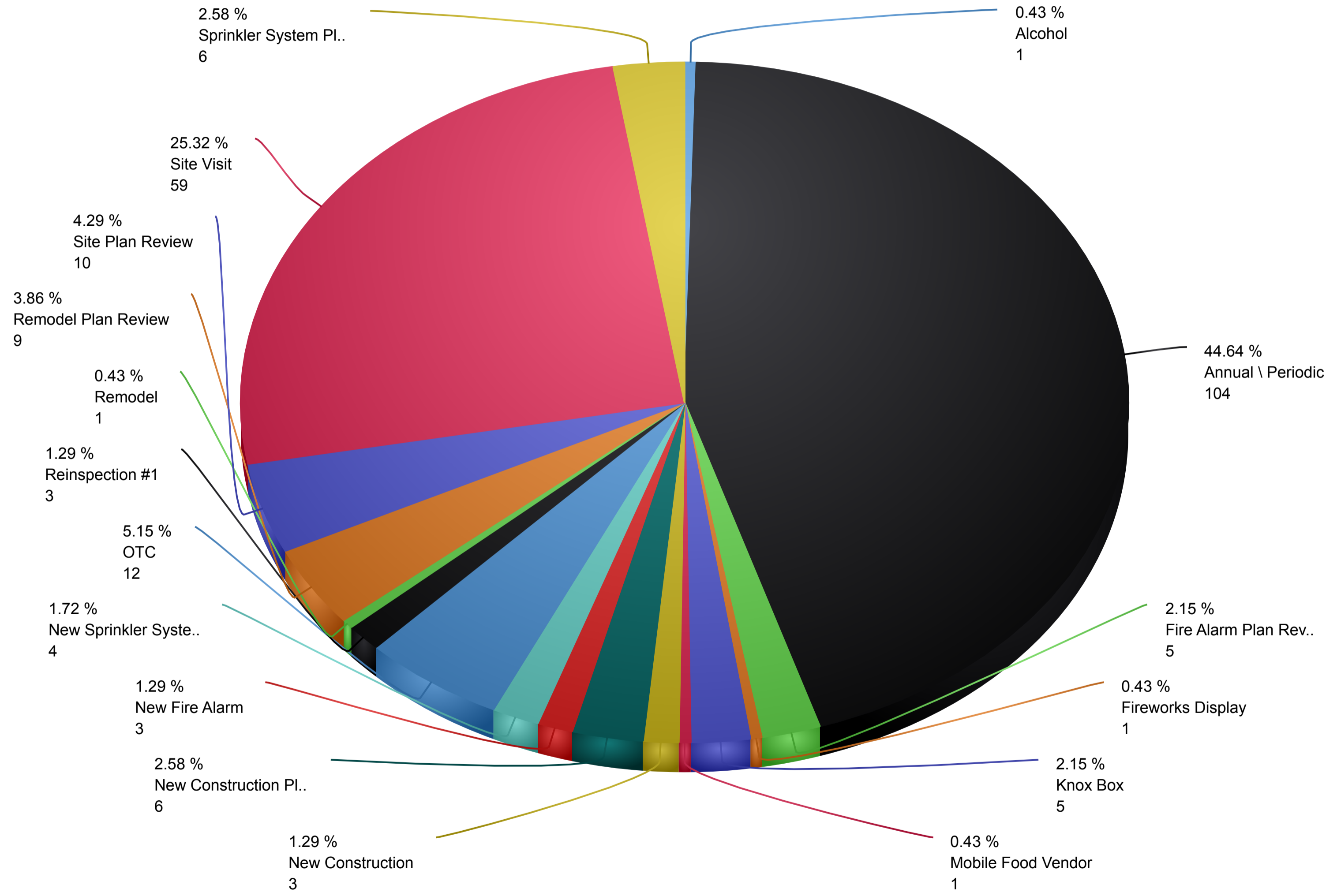
Outside Schools

5 apparatus operator candidates completed the department's aerial apparatus operator course and gained National Board on Fire Service Professional Qualifications (NPQ) certification as aerial apparatus operators.

Inspection Visit History by Inspection Type

01/01/2024-01/31/2024

- Alcohol
- Annual \ Periodic
- Fire Alarm Plan Review
- Fireworks Display
- Knox Box
- Mobile Food Vendor
- New Construction
- New Construction Plan Review
- New Fire Alarm
- New Sprinkler System
- OTC
- Reinspection #1
- Remodel
- Remodel Plan Review
- Site Plan Review
- Site Visit
- Sprinkler System Plan Review



Total of Inspection Type: 233