



# Dalton Fire Department

404 School Street, Dalton, GA 30720

Phone: 706-278-7363

## Detailed Selected Statistics and Management Activity

By Incident Type

Report Period: 01/01/23 - 01/31/23 23:59:59

CODE	DESCRIPTOR	FREQUENCY	FREQ. PERCENT	EXPs	AVG # SUPPR. PERS	AVG # EMS PERS	AVG # OTHER PERS	AVG # SUPPR. APPR.	AVG # EMS APPR.	AVG # OTHER APPR.	AVERAGE # MAN HOURS	TOTAL MAN HOURS	AVERAGE RESPONSE TIME (min)
111	Building fire	3	1.05%	0	14.67	0	1.67	4.67	0.00	1	25.23	34.699999	4.28
131	Passenger vehicle fire	1	0.35%	0	6	0	1	2	0.00	1	9.68	9.450000	2.88
143	Grass fire	1	0.35%	0	6	0	0	2	0.00	0	1.80	1.550000	4.32
151	Outside rubbish, trash or waste fire	1	0.35%	0	17	0	1	5	0.00	1	6.30	3.433332	2.00
311	Medical assist, assist EMS crew	162	56.84%	0	0	3.27	0.01	0	1.01	0.01	0.98	158.316648	4.62
322	Motor vehicle accident with injuries	16	5.61%	0	0	6.63	0.19	0	2.06	0.19	3.41	44.216662	4.16
323	Motor vehicle/pedestrian accident (MV Ped)	1	0.35%	0	0	6	0	0	2.00	0	0.90	.850000	6.18
324	Motor vehicle accident with no injuries.	6	2.11%	0	1.83	3.67	0.17	0.5	1.33	0.17	1.97	6.583332	2.55
352	Extrication of victim(s) from vehicle	1	0.35%	0	0	3	0	0	1.00	0	2.00	2.000000	2.45
411	Gasoline or other flammable liquid spill	1	0.35%	0	7	0	0	2	0.00	0	2.45	2.450000	6.03
412	Gas leak (natural gas or LPG)	5	1.75%	0	9.4	0	0.8	3	0.00	0.6	7.82	32.833332	5.62
421	Chemical hazard (no spill or leak)	1	0.35%	0	12	0	1	4	0.00	1	27.08	22.083333	6.60
440	Electrical wiring/equipment problem, other	1	0.35%	0	19	0	1	5	0.00	1	4.00	2.133332	4.05

CODE	DESCRIPTOR	FREQUENCY	FREQ. PERCENT	EXPS	AVG # SUPPR. PERS	AVG # EMS PERS	AVG # OTHER PERS	AVG # SUPPR. APPR.	AVG # EMS APPR.	AVG # OTHER APPR.	AVERAGE # MAN HOURS	TOTAL MAN HOURS	AVERAGE RESPONSE TIME (min)
443	Breakdown of light ballast	1	0.35%	0	17	0	1	5	0.00	1	11.40	11.049999	4.65
444	Power line down	2	0.70%	0	5.5	0	0.5	2	0.00	0.5	1.60	3.699999	3.91
445	Arcing, shorted electrical equipment	2	0.70%	0	7.5	0	1	2.5	0.00	1	2.62	3.116666	2.21
500	Service Call, other	1	0.35%	0	3	0	0	1	0.00	0	0.80	.800000	3.55
551	Assist police or other governmental agency	2	0.70%	0	0	3.5	0	0	1.00	0	2.22	4.883333	4.47
552	Police matter	1	0.35%	0	3	0	0	1	0.00	0	3.60	3.600000	0.00
553	Public service	2	0.70%	0	1.5	1.5	0	0.5	0.50	0	0.42	.850000	4.89
611	Dispatched & canceled en route	24	8.42%	0	3.33	3.04	0.29	1.08	0.96	0.29	0.86	8.133326	0.00
622	No incident found on arrival at dispatch address	6	2.11%	0	3.33	3.17	0.33	1	1.00	0.33	1.35	9.033331	6.76
651	Smoke scare, odor of smoke	2	0.70%	0	9.5	0	0.5	3	0.00	0.5	6.42	19.450000	3.65
652	Steam, vapor, fog or dust thought to be smoke	1	0.35%	0	6	0	0	2	0.00	0	3.70	3.600000	4.12
671	HazMat release investigation w/no HazMat	1	0.35%	0	17	0	1	5	0.00	1	5.70	3.699998	3.55
711	Municipal alarm system, malicious false alarm	1	0.35%	0	9	0	1	3	0.00	1	5.33	5.333333	4.92
714	Central station, malicious false alarm	1	0.35%	0	14	0	1	4	0.00	1	6.75	4.250000	4.92
715	Local alarm system, malicious false alarm	2	0.70%	0	15	0	1	4	0.00	1	6.67	8.666664	4.00
733	Smoke detector activation due to malfunction	5	1.75%	0	12.6	0	1	3.8	0.00	1	3.45	15.549995	3.81
735	Alarm system sounded due to malfunction	9	3.16%	0	11.56	0	1.11	3.56	0.00	1	4.69	32.266662	5.38
743	Smoke detector activation, no fire - unintentional	10	3.51%	0	13.2	0	1.2	4	0.00	0.9	3.36	24.483328	4.50
744	Detector activation, no fire - unintentional	2	0.70%	0	12	0	2	4	0.00	1.5	2.45	2.949999	3.83

CODE	DESCRIPTOR	FREQUENCY	FREQ. PERCENT	EXPs	AVG # SUPPR. PERS	AVG # EMS PERS	AVG # OTHER PERS	AVG # SUPPR. APPR.	AVG # EMS APPR.	AVG # OTHER APPR.	AVERAGE # MAN HOURS	TOTAL MAN HOURS	AVERAGE RESPONSE TIME (min)
745	Alarm system activation, no fire - unintentional	10	3.51%	0	12.2	0	1.4	3.7	0.00	0.9	2.54	18.149993	4.75
Totals		285	100%	0	3.02	2.70	0.29	0.93	0.84	0.24	2.19	504.17	4.16
Mutual Aid Given Incidents		14											



# Dalton Fire Department

404 School Street, Dalton, GA 30720

Phone: 706-278-7363

## Response Summary by Station

Report Period: 01/01/23 - 01/31/23 23:59:59

Station	Responses	% Fire	% EMS	Other	Per Day
Station 1	122	3.28	63.93	32.79	4.07
Station 2	52	0	59.62	40.38	1.73
Station 3	62	0	59.68	40.32	2.07
Station 4	34	5.88	73.53	20.59	1.13
Station 5	29	0	79.31	20.69	0.97

**Total 299**



# Dalton Fire Department

404 School Street, Dalton, GA 30720

Phone: 706-278-7363

## Breakdown by Incident Type

Report Period: 01/01/23 - 01/31/23 23:59:59

Incident Type	Incidents	Exposures
311 Medical assist, assist EMS crew	162	0
611 Dispatched & canceled en route	29	0
322 Motor vehicle accident with injuries	18	0
324 Motor vehicle accident with no injuries.	12	0
743 Smoke detector activation, no fire - unintentional	10	0
745 Alarm system activation, no fire - unintentional	10	0
735 Alarm system sounded due to malfunction	9	0
622 No incident found on arrival at dispatch address	6	0
412 Gas leak (natural gas or LPG)	6	0
733 Smoke detector activation due to malfunction	5	0
111 Building fire	3	0
444 Power line down	2	0
445 Arcing, shorted electrical equipment	2	0
551 Assist police or other governmental agency	2	0
553 Public service	2	0
715 Local alarm system, malicious false alarm	2	0
651 Smoke scare, odor of smoke	2	0
744 Detector activation, no fire - unintentional	2	0
652 Steam, vapor, fog or dust thought to be smoke	1	0
671 HazMat release investigation w/no HazMat	1	0
711 Municipal alarm system, malicious false alarm	1	0
714 Central station, malicious false alarm	1	0
552 Police matter	1	0
500 Service Call, other	1	0

02/16/23 08:50:13

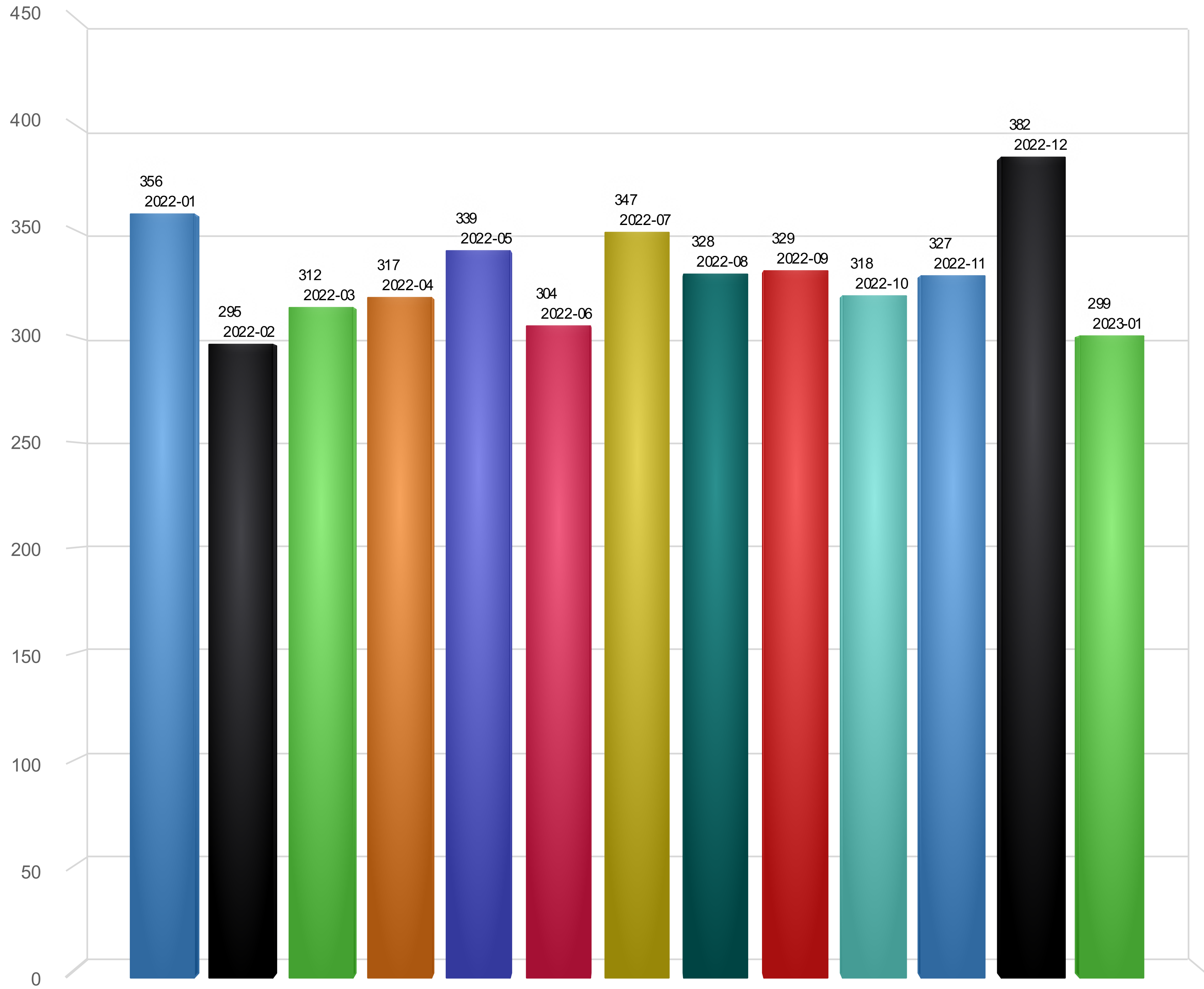
Incident Type	Incidents	Exposures
421 Chemical hazard (no spill or leak)	1	0
440 Electrical wiring/equipment problem, other	1	0
443 Breakdown of light ballast	1	0
131 Passenger vehicle fire	1	0
143 Grass fire	1	0
151 Outside rubbish, trash or waste fire	1	0
352 Extrication of victim(s) from vehicle	1	0
411 Gasoline or other flammable liquid spill	1	0
323 Motor vehicle/pedestrian accident (MV Ped)	1	0

	Incidents	Exposures
Total	299	0

# Incidents by Months

## 01/01/2022-01/31/2023

2022-01  
2022-02  
2022-03  
2022-04  
2022-05  
2022-06  
2022-07  
2022-08  
2022-09  
2022-10  
2022-11  
2022-12  
2023-01



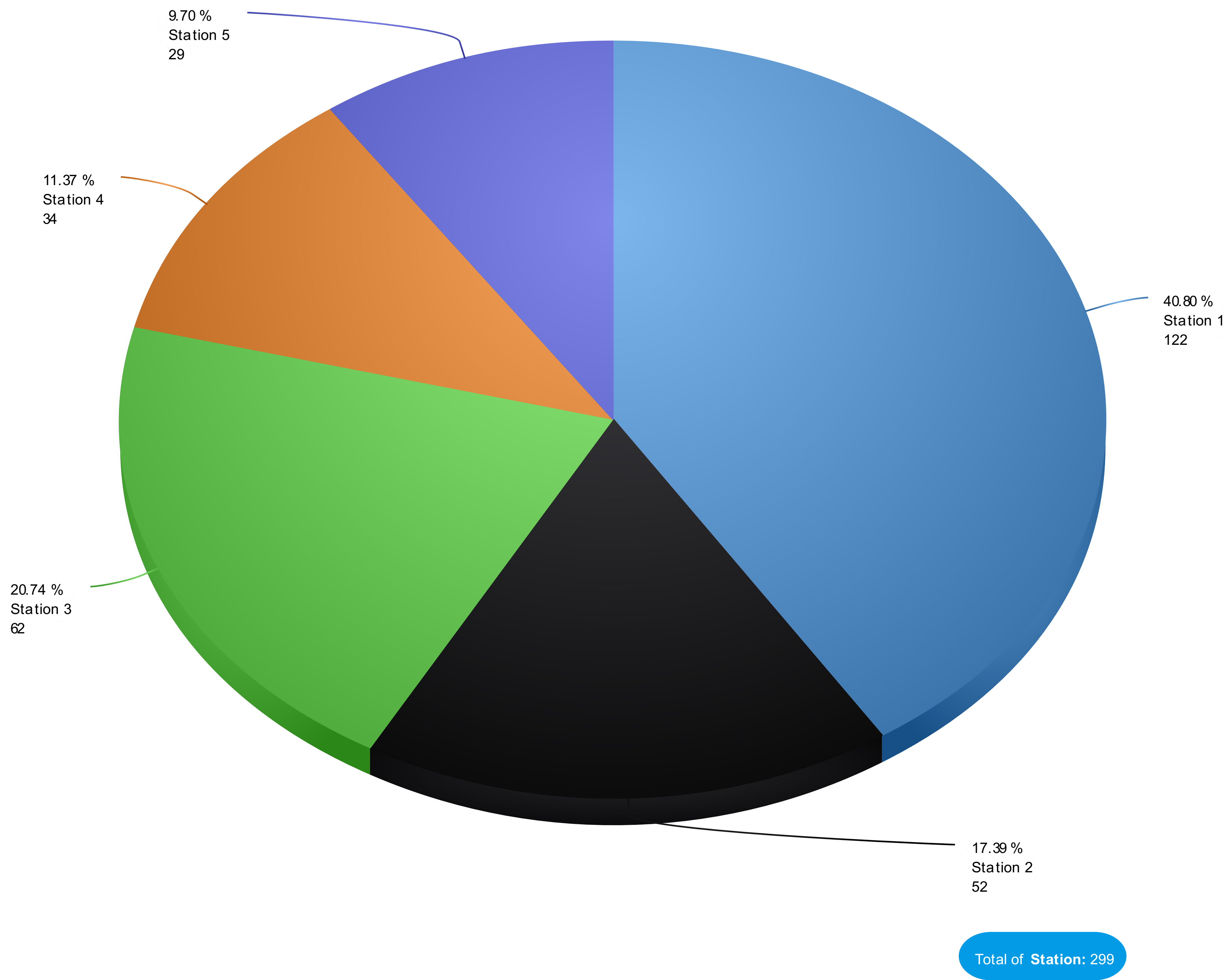
Incident Count

Total of Month: 4,253

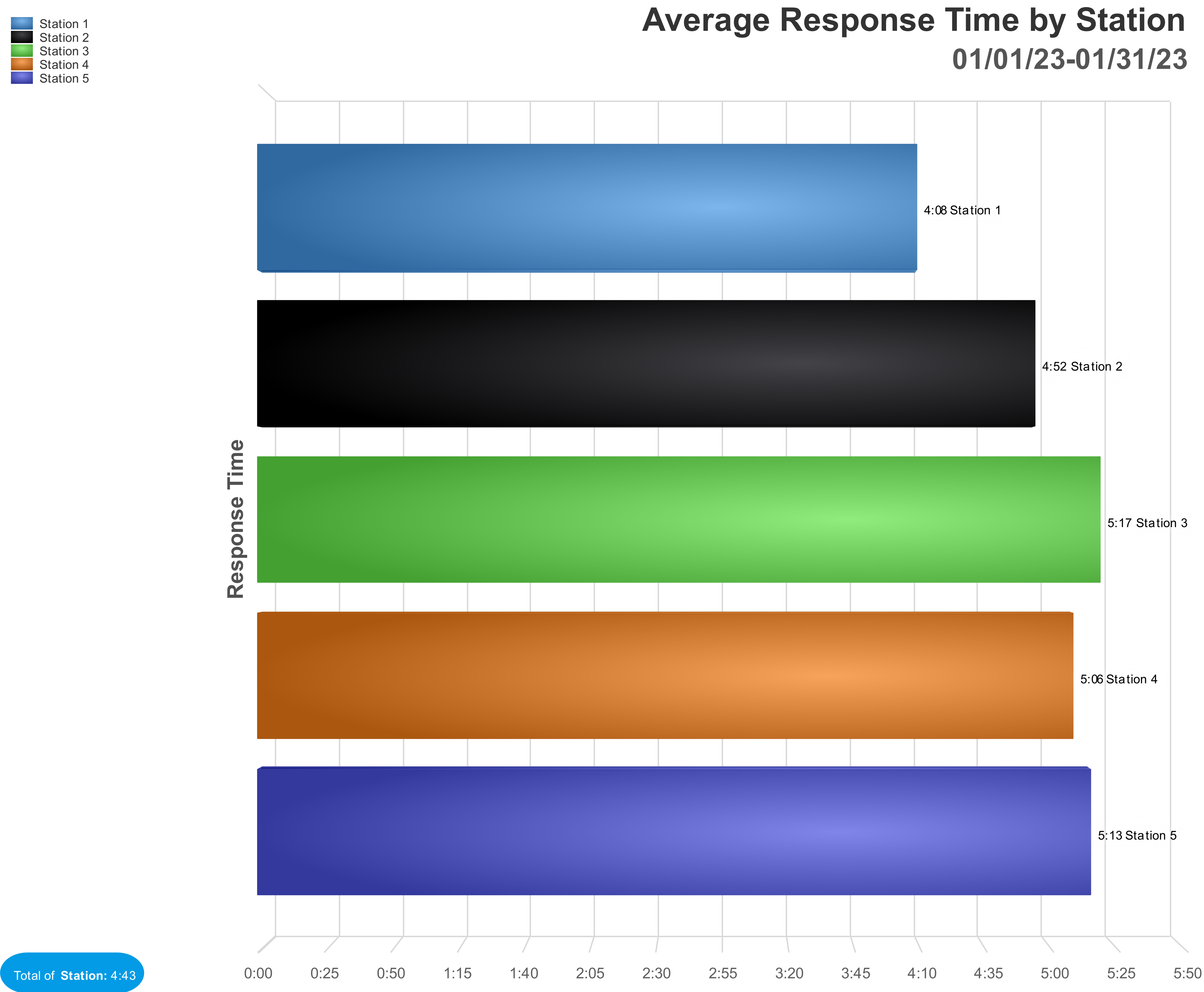
- Station 1
- Station 2
- Station 3
- Station 4
- Station 5

# Incidents by Stations

01/01/2023-01/31/2023

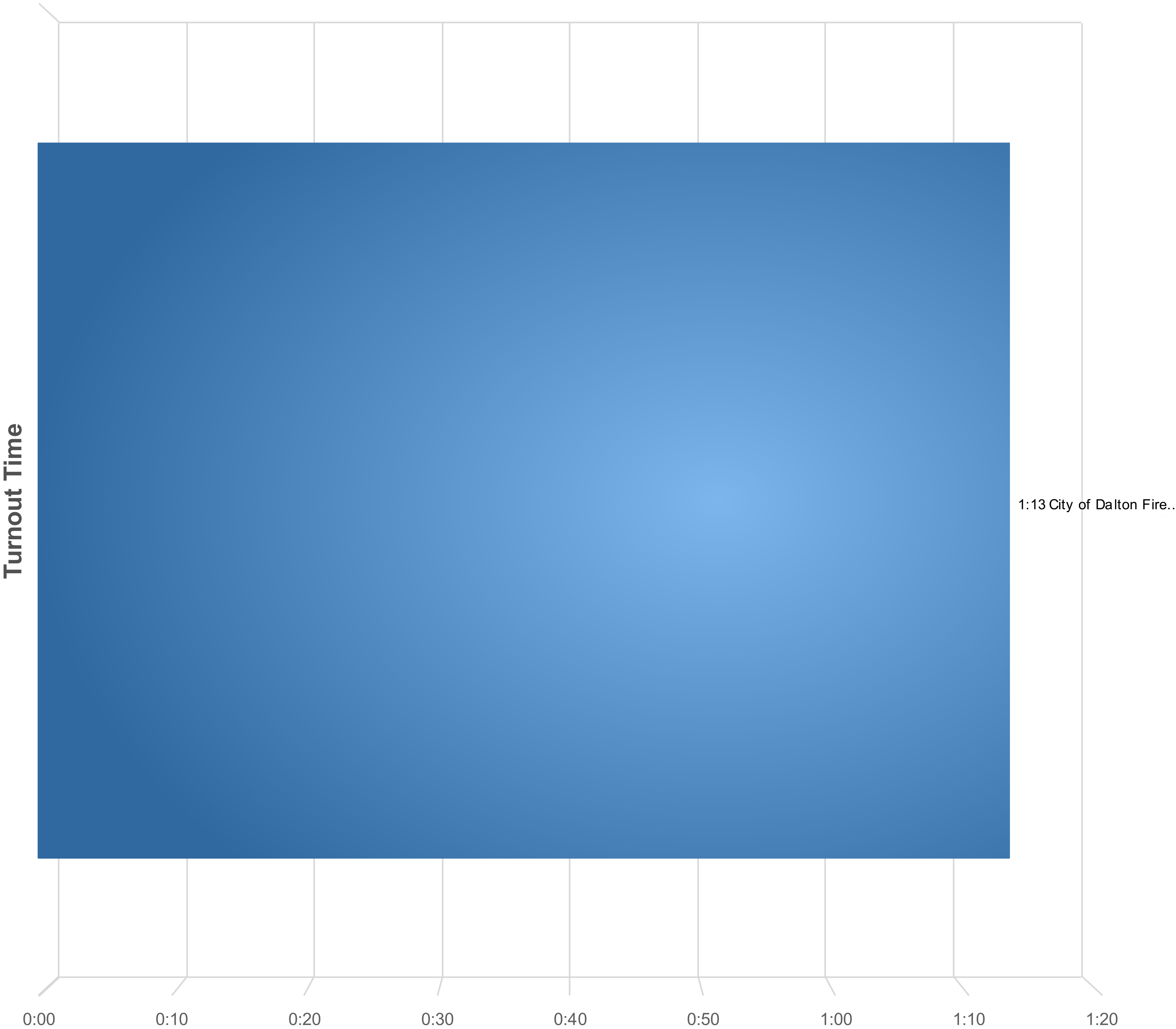






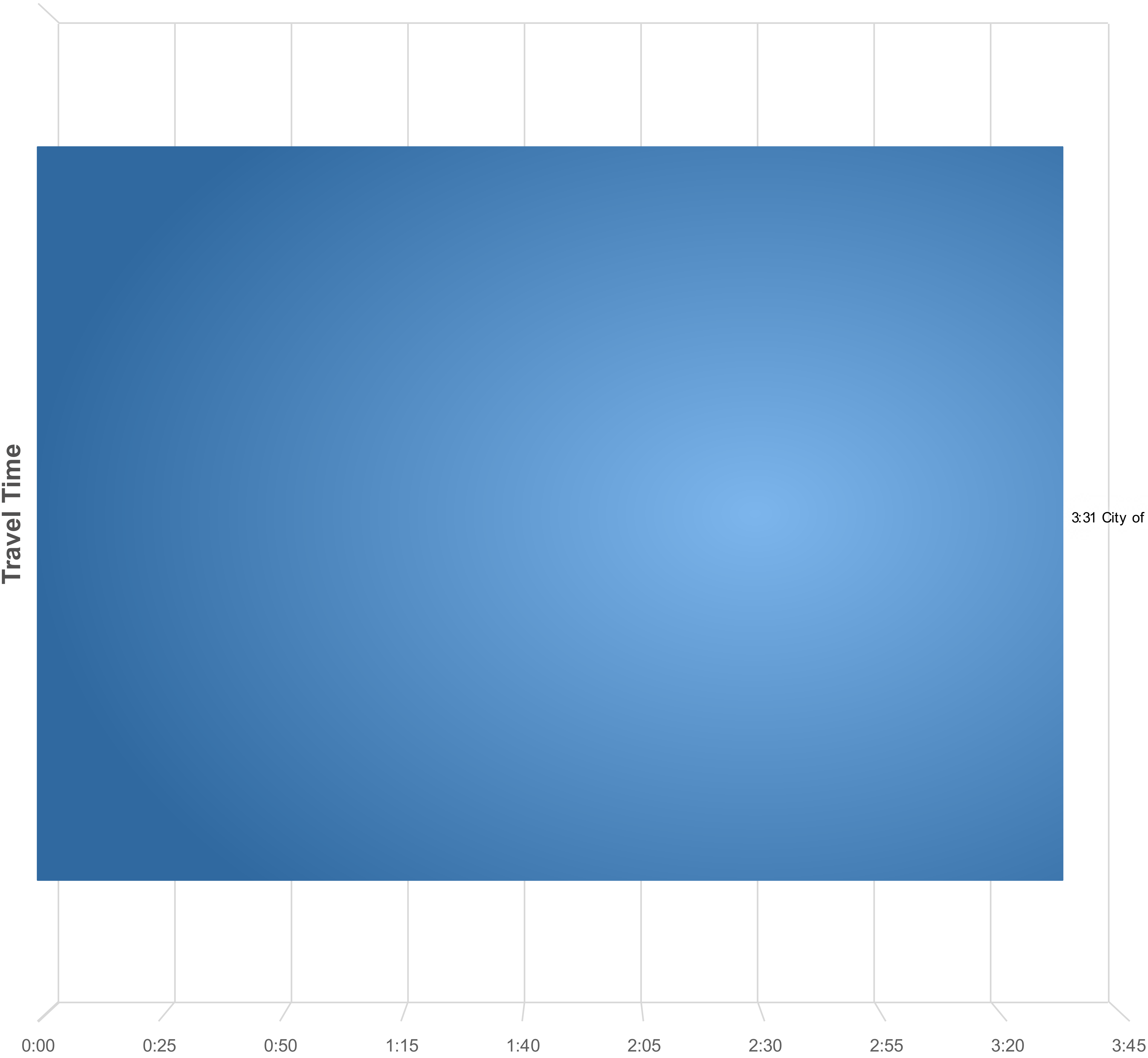
# Department Average Turnout Time (Alarm-> First En Route)

01/01/23-01/31/23



# Department Average Travel Time (First En Route -> First Unit Arrival)

01/01/23-01/31/23



3:31 City of Dalton Fire..



# Dalton Fire Department

404 School Street, Dalton, GA 30720

Phone: 706-278-7363

## Staff Hours by Incident Type

**Report Period: 01/01/23 - 01/31/23 23:59:59**

Incident Type	Hours
311 Medical assist, assist EMS crew	158.88
322 Motor vehicle accident with injuries	45.77
111 Building fire	34.70
412 Gas leak (natural gas or LPG)	33.48
735 Alarm system sounded due to malfunction	32.27
743 Smoke detector activation, no fire - unintentional	24.49
421 Chemical hazard (no spill or leak)	22.08
651 Smoke scare, odor of smoke	19.45
745 Alarm system activation, no fire - unintentional	18.15
733 Smoke detector activation due to malfunction	15.55
324 Motor vehicle accident with no injuries.	12.83
443 Breakdown of light ballast	11.05
611 Dispatched & canceled en route	9.54
131 Passenger vehicle fire	9.45
622 No incident found on arrival at dispatch address	9.04
715 Local alarm system, malicious false alarm	8.67
711 Municipal alarm system, malicious false alarm	5.33
551 Assist police or other governmental agency	4.88
714 Central station, malicious false alarm	4.25
671 HazMat release investigation w/no HazMat	3.70
444 Power line down	3.70
552 Police matter	3.60
652 Steam, vapor, fog or dust thought to be smoke	3.60
151 Outside rubbish, trash or waste fire	3.43

<b>Incident Type</b>	<b>Hours</b>
445 Arcing, shorted electrical equipment	3.12
744 Detector activation, no fire - unintentional	2.95
411 Gasoline or other flammable liquid spill	2.45
440 Electrical wiring/equipment problem, other	2.13
352 Extrication of victim(s) from vehicle	2.00
143 Grass fire	1.55
323 Motor vehicle/pedestrian accident (MV Ped)	0.85
553 Public service	0.85
500 Service Call, other	0.80

<b>Total</b>	<b>514.59</b>
--------------	---------------



# Dalton Fire Department

404 School Street, Dalton, GA 30720

Phone: 706-278-7363

## Injuries and Property Los

(Dates: 01/01/23 - 01/31/23 23:59:59)

CODE	DESCRIPTOR	FREQ	FREQ %	EXPs	CIV DTHS	CIV DTHS	CIV INJ	CIV INJS	FF DTHS	FF DTHS	FF INJ	FF INJS	PROP LOSS	PROP LOSS	CONT LOSS	CONT LOSS	TOTAL LOSS	TOTAL LOSS %
111	Building fire	3	1.05%	0	0	0.00%	0	0.00%	0	0.00%	0	0.00%	2,500	17.24%	100	50.00%	2,600	17.69%
131	Passenger vehicle fire	1	0.35%	0	0	0.00%	0	0.00%	0	0.00%	0	0.00%	12,000	82.76%	100	50.00%	12,100	82.31%
143	Grass fire	1	0.35%	0	0	0.00%	0	0.00%	0	0.00%	0	0.00%	0	0.00%	0	0.00%	0	0.00%
151	Outside rubbish, trash or waste fire	1	0.35%	0	0	0.00%	0	0.00%	0	0.00%	0	0.00%	0	0.00%	0	0.00%	0	0.00%
311	Medical assist, assist EMS crew	162	56.84%	0	0	0.00%	0	0.00%	0	0.00%	0	0.00%	0	0.00%	0	0.00%	0	0.00%
322	Motor vehicle accident with injuries	16	5.61%	0	0	0.00%	0	0.00%	0	0.00%	0	0.00%	0	0.00%	0	0.00%	0	0.00%
323	Motor vehicle/pedestrian accident (MV Ped)	1	0.35%	0	0	0.00%	0	0.00%	0	0.00%	0	0.00%	0	0.00%	0	0.00%	0	0.00%
324	Motor vehicle accident with no injuries.	6	2.11%	0	0	0.00%	0	0.00%	0	0.00%	0	0.00%	0	0.00%	0	0.00%	0	0.00%
352	Extrication of victim(s) from vehicle	1	0.35%	0	0	0.00%	0	0.00%	0	0.00%	0	0.00%	0	0.00%	0	0.00%	0	0.00%

CODE	DESCRIPTOR	FREQ	FREQ %	EXPs	CIV DTHS	CIV DTHS	CIV INJ	CIV INJS	FF DTHS	FF DTHS	FF INJ	FF INJS	PROP LOSS	PROP LOSS	CONT LOSS	CONT LOSS	TOTAL LOSS	TOTAL LOSS %
411	Gasoline or other flammable liquid spill	1	0.35%	0	0	0.00%	0	0.00%	0	0.00%	0	0.00%	0	0.00%	0	0.00%	0	0.00%
412	Gas leak (natural gas or LPG)	5	1.75%	0	0	0.00%	0	0.00%	0	0.00%	0	0.00%	0	0.00%	0	0.00%	0	0.00%
421	Chemical hazard (no spill or leak)	1	0.35%	0	0	0.00%	0	0.00%	0	0.00%	0	0.00%	0	0.00%	0	0.00%	0	0.00%
440	Electrical wiring/equipment problem, other	1	0.35%	0	0	0.00%	0	0.00%	0	0.00%	0	0.00%	0	0.00%	0	0.00%	0	0.00%
443	Breakdown of light ballast	1	0.35%	0	0	0.00%	0	0.00%	0	0.00%	0	0.00%	0	0.00%	0	0.00%	0	0.00%
444	Power line down	2	0.70%	0	0	0.00%	0	0.00%	0	0.00%	0	0.00%	0	0.00%	0	0.00%	0	0.00%
445	Arcing, shorted electrical equipment	2	0.70%	0	0	0.00%	0	0.00%	0	0.00%	0	0.00%	0	0.00%	0	0.00%	0	0.00%
500	Service Call, other	1	0.35%	0	0	0.00%	0	0.00%	0	0.00%	0	0.00%	0	0.00%	0	0.00%	0	0.00%
551	Assist police or other governmental agency	2	0.70%	0	0	0.00%	0	0.00%	0	0.00%	0	0.00%	0	0.00%	0	0.00%	0	0.00%
552	Police matter	1	0.35%	0	0	0.00%	0	0.00%	0	0.00%	0	0.00%	0	0.00%	0	0.00%	0	0.00%
553	Public service	2	0.70%	0	0	0.00%	0	0.00%	0	0.00%	0	0.00%	0	0.00%	0	0.00%	0	0.00%
611	Dispatched & canceled en route	24	8.42%	0	0	0.00%	0	0.00%	0	0.00%	0	0.00%	0	0.00%	0	0.00%	0	0.00%

CODE	DESCRIPTOR	FREQ	FREQ %	EXPs	CIV DTHS	CIV DTHS	CIV INJ	CIV INJS	FF DTHS	FF DTHS	FF INJ	FF INJS	PROP LOSS	PROP LOSS	CONT LOSS	CONT LOSS	TOTAL LOSS	TOTAL LOSS %
622	No incident found on arrival at dispatch address	6	2.11%	0	0	0.00%	0	0.00%	0	0.00%	0	0.00%	0	0.00%	0	0.00%	0	0.00%
651	Smoke scare, odor of smoke	2	0.70%	0	0	0.00%	0	0.00%	0	0.00%	0	0.00%	0	0.00%	0	0.00%	0	0.00%
652	Steam, vapor, fog or dust thought to be smoke	1	0.35%	0	0	0.00%	0	0.00%	0	0.00%	0	0.00%	0	0.00%	0	0.00%	0	0.00%
671	HazMat release investigation w/no HazMat	1	0.35%	0	0	0.00%	0	0.00%	0	0.00%	0	0.00%	0	0.00%	0	0.00%	0	0.00%
711	Municipal alarm system, malicious false alarm	1	0.35%	0	0	0.00%	0	0.00%	0	0.00%	0	0.00%	0	0.00%	0	0.00%	0	0.00%
714	Central station, malicious false alarm	1	0.35%	0	0	0.00%	0	0.00%	0	0.00%	0	0.00%	0	0.00%	0	0.00%	0	0.00%
715	Local alarm system, malicious false alarm	2	0.70%	0	0	0.00%	0	0.00%	0	0.00%	0	0.00%	0	0.00%	0	0.00%	0	0.00%
733	Smoke detector activation due to malfunction	5	1.75%	0	0	0.00%	0	0.00%	0	0.00%	0	0.00%	0	0.00%	0	0.00%	0	0.00%
735	Alarm system sounded due to malfunction	9	3.16%	0	0	0.00%	0	0.00%	0	0.00%	0	0.00%	0	0.00%	0	0.00%	0	0.00%
743	Smoke detector activation, no fire - unintentional	10	3.51%	0	0	0.00%	0	0.00%	0	0.00%	0	0.00%	0	0.00%	0	0.00%	0	0.00%
744	Detector activation, no fire - unintentional	2	0.70%	0	0	0.00%	0	0.00%	0	0.00%	0	0.00%	0	0.00%	0	0.00%	0	0.00%
745	Alarm system activation, no fire - unintentional	10	3.51%	0	0	0.00%	0	0.00%	0	0.00%	0	0.00%	0	0.00%	0	0.00%	0	0.00%



CODE	DESCRIPTOR	FREQ	FREQ %	EXPs	CIV DTHS	CIV DTHS	CIV INJ	CIV INJS	FF DTHS	FF DTHS	FF INJ	FF INJS	PROP LOSS	PROP LOSS	CONT LOSS	CONT LOSS	TOTAL LOSS	TOTAL LOSS %
<b>Totals</b>		285	100%	0	0	100%	0	100%	0	100%	0	100%	14,500	100%	200	100%	14,700	100%
<b>Mutual Aid Given Incidents</b>		14																

# **Training Division Monthly Report**

## **January 2023**

### **Overview**

Recruit Class 2023-01 began on January 9<sup>th</sup> with 6 candidates enrolled. The department hosted Georgia Fire Academy courses on Structural Fire Control and Interior Search & Rescue. Biennial recertification training for licensed EMTs and Paramedics continued in January with sessions on medical emergencies and EMS operations. Monthly training included territory familiarization, pre-fire training, core competency check-offs, special operations training, and company level drills chosen by company officers. Training hours during the month of January totaled 3,520.

### **Outside Schools**

2 special operations team members attended Hazardous Materials Technician at GPSTC and attained national certification.

2 students attended Structural Fire Control hosted at the DFD training center.

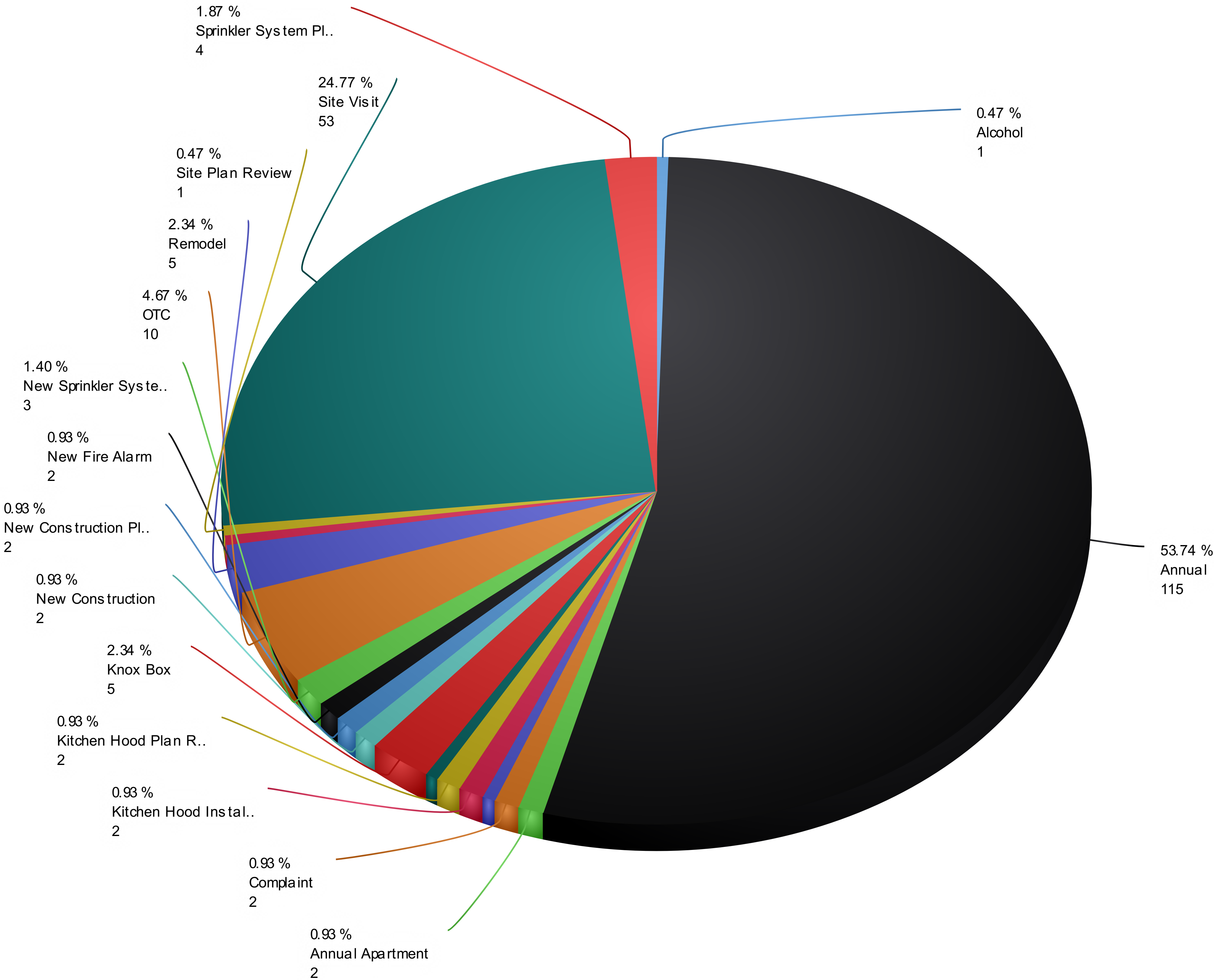
5 students attended Interior Search & Rescue 1 hosted at the DFD training center.

1 aspiring officer attended Fire Department Management at GPSTC and attained national certification at the level of Fire Officer 2.

# Inspection Visit History by Inspection Type

01/01/2023-01/31/2023

- Alcohol
- Annual
- Annual Apartment
- Complaint
- Fireworks Display
- Kitchen Hood Installation
- Kitchen Hood Plan Review
- Kitchen Hood Suppression System Plan Review
- Knox Box
- New Construction
- New Construction Plan Review
- New Fire Alarm
- New Sprinkler System
- OTC
- Remodel
- Remodel Plan Review
- Site Plan Review
- Site Visit
- Sprinkler System Plan Review



Total of Inspection Type: 214