



Dalton Fire Department

404 School Street, Dalton, GA 30720

Phone: 706-278-7363

Detailed Selected Statistics and Management Activity

By Incident Type

Report Period: 02/01/24 - 02/29/24 23:59:59

CODE	DESCRIPTOR	FREQUENCY	FREQ. PERCENT	EXPs	AVG # SUPPR. PERS	AVG # EMS PERS	AVG # OTHER PERS	AVG # SUPPR. APPR.	AVG # EMS APPR.	AVG # OTHER APPR.	AVERAGE # MAN HOURS	TOTAL MAN HOURS	AVERAGE RESPONSE TIME (min)
113	Cooking fire, confined to container	1	0.33%	0	17	0	1	5	0.00	1	9.00	5.566666	3.48
118	Trash or rubbish fire, contained	1	0.33%	0	15	0	1	5	0.00	1	2.40	1.900000	2.80
131	Passenger vehicle fire	1	0.33%	0	3	0	0	1	0.00	0	1.55	1.550000	6.32
140	Natural vegetation fire, other	1	0.33%	0	17	0	1	5	0.00	1	15.00	14.999999	2.87
142	Brush or brush-and-grass mixture fire	2	0.66%	0	4.5	0	0	1.5	0.00	0	3.04	6.800000	5.92
143	Grass fire	1	0.33%	0	3	0	0	1	0.00	0	0.50	.500000	4.50
251	Excessive heat, scorch burns with no ignition	1	0.33%	0	19	0	1	5	0.00	1	4.00	4.000000	3.82
311	Medical assist, assist EMS crew	178	58.75%	0	0.02	3.28	0.02	0.01	0.99	0.02	1.00	176.449979	4.56
322	Motor vehicle accident with injuries	17	5.61%	0	0.35	5.29	0.65	0.12	1.71	0.41	4.37	66.916661	3.70
324	Motor vehicle accident with no injuries.	10	3.30%	0	1.2	3.9	0.5	0.4	1.20	0.4	2.46	24.233330	3.48
353	Removal of victim(s) from stalled elevator	1	0.33%	0	6	0	0	2	0.00	0	1.70	1.600000	2.25
412	Gas leak (natural gas or LPG)	2	0.66%	0	11	0	0.5	3	0.00	0.5	15.81	32.083332	5.16
421	Chemical hazard (no spill or leak)	1	0.33%	0	14	0	1	4	0.00	1	14.50	11.633332	3.48

CODE	DESCRIPTOR	FREQUENCY	FREQ. PERCENT	EXPS	AVG # SUPPR. PERS	AVG # EMS PERS	AVG # OTHER PERS	AVG # SUPPR. APPR.	AVG # EMS APPR.	AVG # OTHER APPR.	AVERAGE # MAN HOURS	TOTAL MAN HOURS	AVERAGE RESPONSE TIME (min)
444	Power line down	2	0.66%	0	7	0	0	2	0.00	0	0.64	1.150000	1.88
445	Arcing, shorted electrical equipment	3	0.99%	0	15	0	1	4.67	0.00	1	5.51	14.316664	4.60
461	Building or structure weakened or collapsed	1	0.33%	0	7	0	1	2	0.00	1	8.93	8.800000	3.68
500	Service Call, other	4	1.32%	0	3	0	0	1	0.00	0	1.01	4.050000	4.69
522	Water or steam leak	1	0.33%	0	3	0	0	1	0.00	0	1.85	1.850000	3.47
551	Assist police or other governmental agency	1	0.33%	0	3	0	0	1	0.00	0	1.05	1.050000	5.97
553	Public service	2	0.66%	0	3	0	0	1	0.00	0	0.77	1.550000	6.72
555	Defective elevator, no occupants	1	0.33%	0	7	0	0	2	0.00	0	9.68	4.483333	6.00
561	Unauthorized burning	5	1.65%	0	8.2	0	1.2	2.8	0.00	0.4	5.39	15.950000	4.64
611	Dispatched & canceled en route	19	6.27%	0	3.74	2.84	0.37	1.11	0.84	0.32	0.32	6.383325	0.00
622	No incident found on arrival at dispatch address	10	3.30%	0	2.8	3.2	0.2	0.8	1.10	0.2	1.04	8.649998	4.74
651	Smoke scare, odor of smoke	1	0.33%	0	3	0	0	1	0.00	0	0.25	.250000	1.12
710	Malicious, mischievous false call, other	1	0.33%	0	14	0	1	4	0.00	1	3.75	3.650000	2.90
711	Municipal alarm system, malicious false alarm	1	0.33%	0	14	0	1	4	0.00	1	3.75	2.883333	3.07
733	Smoke detector activation due to malfunction	2	0.66%	0	13	0	1	4	0.00	1	4.08	6.149998	3.48
735	Alarm system sounded due to malfunction	11	3.63%	0	11.36	0.27	1.18	3.55	0.09	0.82	5.67	44.566662	4.57
741	Sprinkler activation, no fire - unintentional	1	0.33%	0	9	0	0	3	0.00	0	1.80	1.400000	6.15
743	Smoke detector activation, no fire - unintentional	7	2.31%	0	13.71	0	1.14	4	0.00	1	2.87	13.549994	4.08
744	Detector activation, no fire - unintentional	2	0.66%	0	13	0	1	4	0.00	1	2.80	4.133333	5.19

CODE	DESCRIPTOR	FREQUENCY	FREQ. PERCENT	EXPs	AVG # SUPPR. PERS	AVG # EMS PERS	AVG # OTHER PERS	AVG # SUPPR. APPR.	AVG # EMS APPR.	AVG # OTHER APPR.	AVERAGE # MAN HOURS	TOTAL MAN HOURS	AVERAGE RESPONSE TIME (min)
745	Alarm system activation, no fire - unintentional	10	3.30%	0	11.7	0	1.1	3.5	0.00	0.8	4.91	35.066658	4.71
746	Carbon monoxide detector activation, no CO	1	0.33%	0	6	0	0	2	0.00	0	1.90	1.500000	5.25
Totals		303	100%	0	2.70	2.65	0.27	0.82	0.81	0.21	2.01	529.62	4.17
Mutual Aid Given Incidents		10											



Dalton Fire Department

404 School Street, Dalton, GA 30720

Phone: 706-278-7363

Response Summary by Station

Report Period: 02/01/24 - 02/29/24 23:59:59

Station	Responses	% Fire	% EMS	Other	Per Day
Station 1	117	3.42	64.96	31.62	4.18
Station 2	64	1.56	68.75	29.69	2.29
Station 3	68	4.41	67.65	27.94	2.43
Station 4	42	0	73.81	26.19	1.5
Station 5	23	8.7	60.87	30.43	0.82

Total 314



Dalton Fire Department

404 School Street, Dalton, GA 30720

Phone: 706-278-7363

Breakdown by Incident Type

Report Period: 02/01/24 - 02/29/24 23:59:59

Incident Type	Incidents	Exposures
311 Medical assist, assist EMS crew	179	0
611 Dispatched & canceled en route	21	0
322 Motor vehicle accident with injuries	19	0
324 Motor vehicle accident with no injuries.	12	0
735 Alarm system sounded due to malfunction	11	0
745 Alarm system activation, no fire - unintentional	11	0
622 No incident found on arrival at dispatch address	10	0
743 Smoke detector activation, no fire - unintentional	7	0
561 Unauthorized burning	5	0
500 Service Call, other	4	0
143 Grass fire	3	0
445 Arcing, shorted electrical equipment	3	0
142 Brush or brush-and-grass mixture fire	2	0
444 Power line down	2	0
412 Gas leak (natural gas or LPG)	2	0
553 Public service	2	0
733 Smoke detector activation due to malfunction	2	0
744 Detector activation, no fire - unintentional	2	0
746 Carbon monoxide detector activation, no CO	1	0
741 Sprinkler activation, no fire - unintentional	1	0
555 Defective elevator, no occupants	1	0
522 Water or steam leak	1	0
551 Assist police or other governmental agency	1	0
651 Smoke scare, odor of smoke	1	0

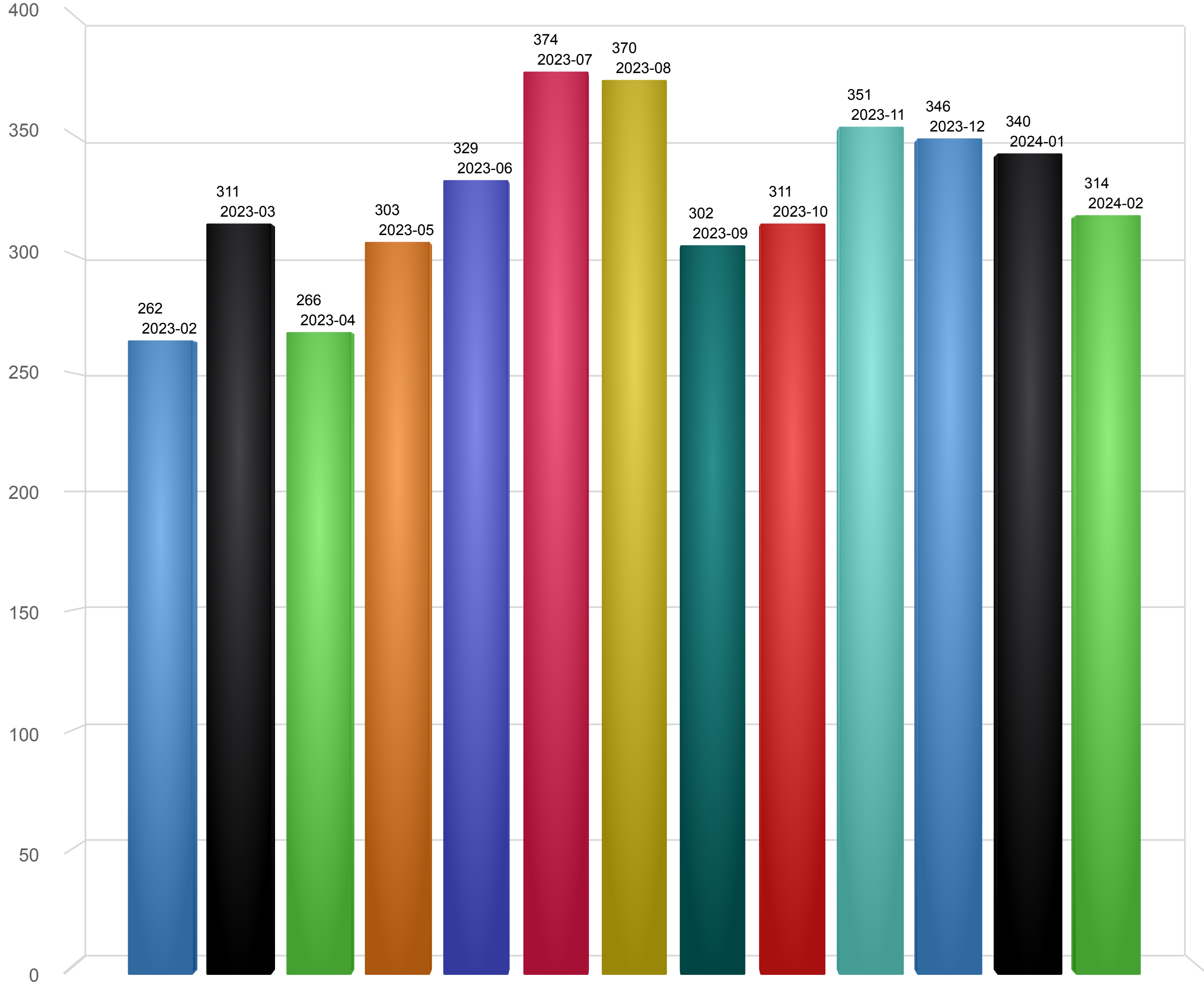
Incident Type	Incidents	Exposures
710 Malicious, mischievous false call, other	1	0
711 Municipal alarm system, malicious false alarm	1	0
421 Chemical hazard (no spill or leak)	1	0
251 Excessive heat, scorch burns with no ignition	1	0
461 Building or structure weakened or collapsed	1	0
353 Removal of victim(s) from stalled elevator	1	0
113 Cooking fire, confined to container	1	0
118 Trash or rubbish fire, contained	1	0
131 Passenger vehicle fire	1	0
132 Road freight or transport vehicle fire	1	0
140 Natural vegetation fire, other	1	0

	Incidents	Exposures
Total	314	0

Incidents by Months

02/01/2023-02/29/2024

- 2023-02
- 2023-03
- 2023-04
- 2023-05
- 2023-06
- 2023-07
- 2023-08
- 2023-09
- 2023-10
- 2023-11
- 2023-12
- 2024-01
- 2024-02



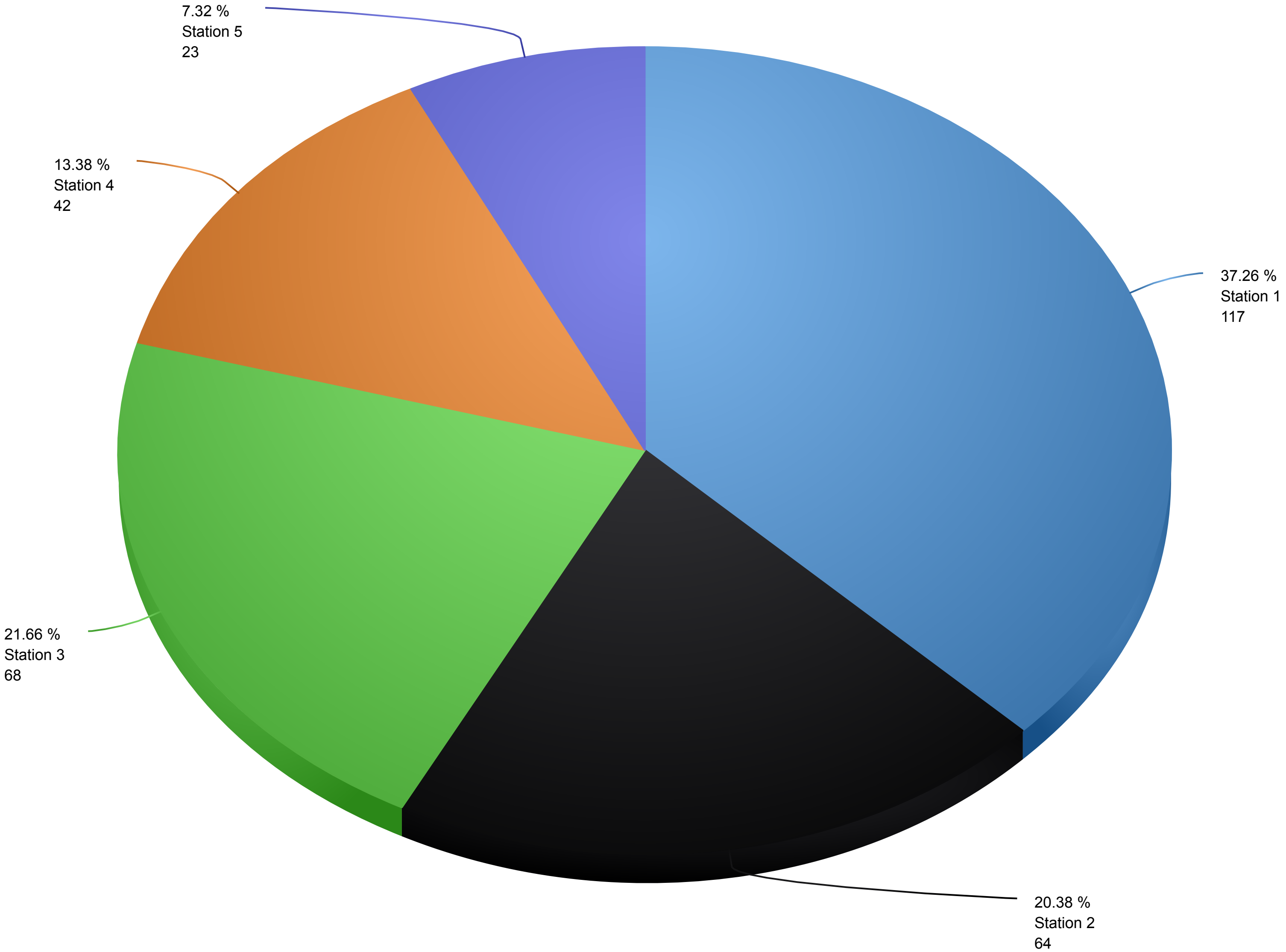
Incident Count

Total of Month: 4,179

Incidents by Stations

02/01/2024-02/29/2024

- Station 1
- Station 2
- Station 3
- Station 4
- Station 5

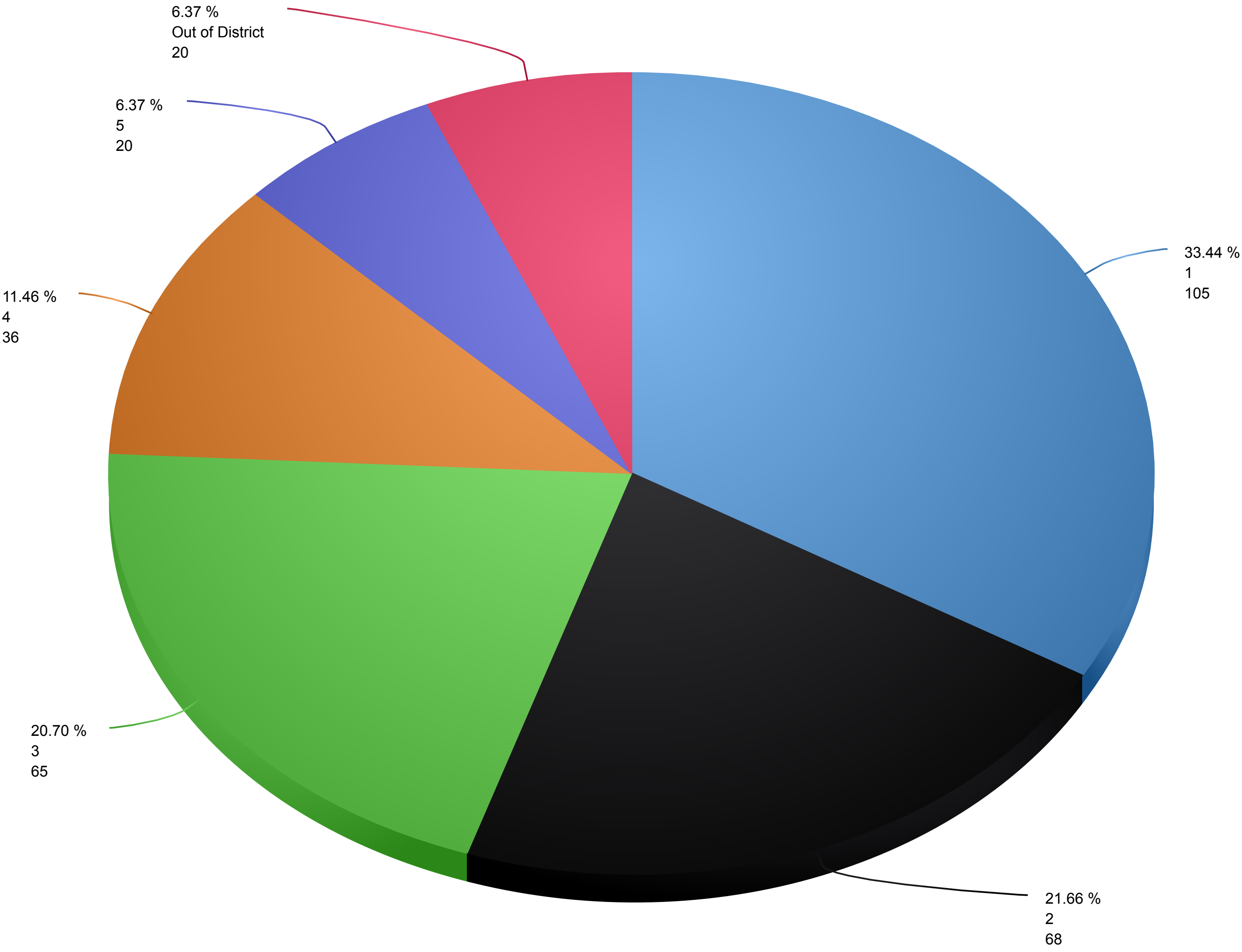


Total of Station: 314

Incidents by District

02/01/2024-02/29/2024

- 1
- 2
- 3
- 4
- 5
- Out of District

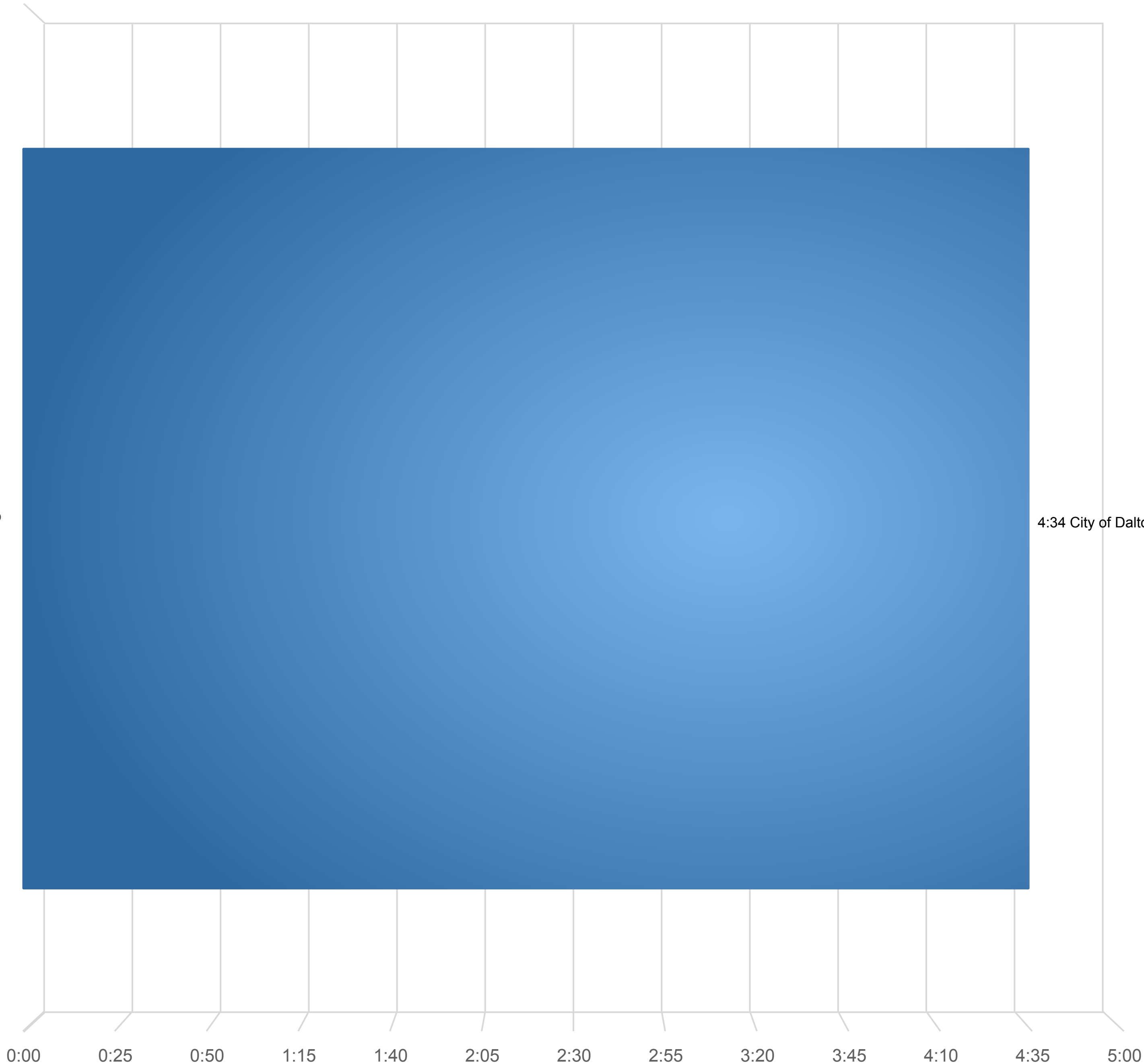


Total of District: 314

Department Average Response Time (Alarm-> First Unit Arrival)

02/01/2024-02/29/2024

Response Time

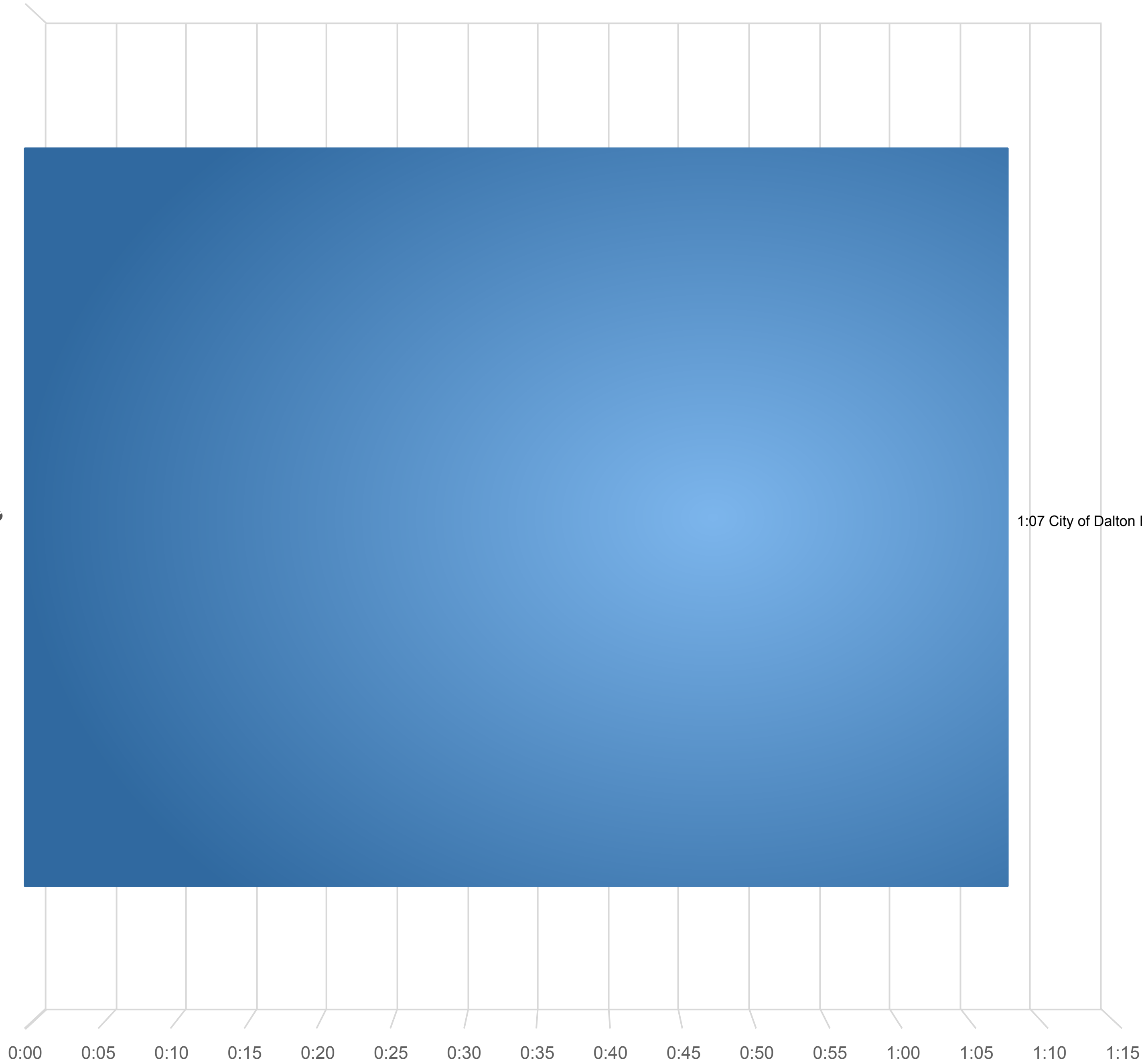


4:34 City of Dalton Fire..

Department Average Turnout Time (Alarm-> First En Route)

02/01/2024-02/29/2024

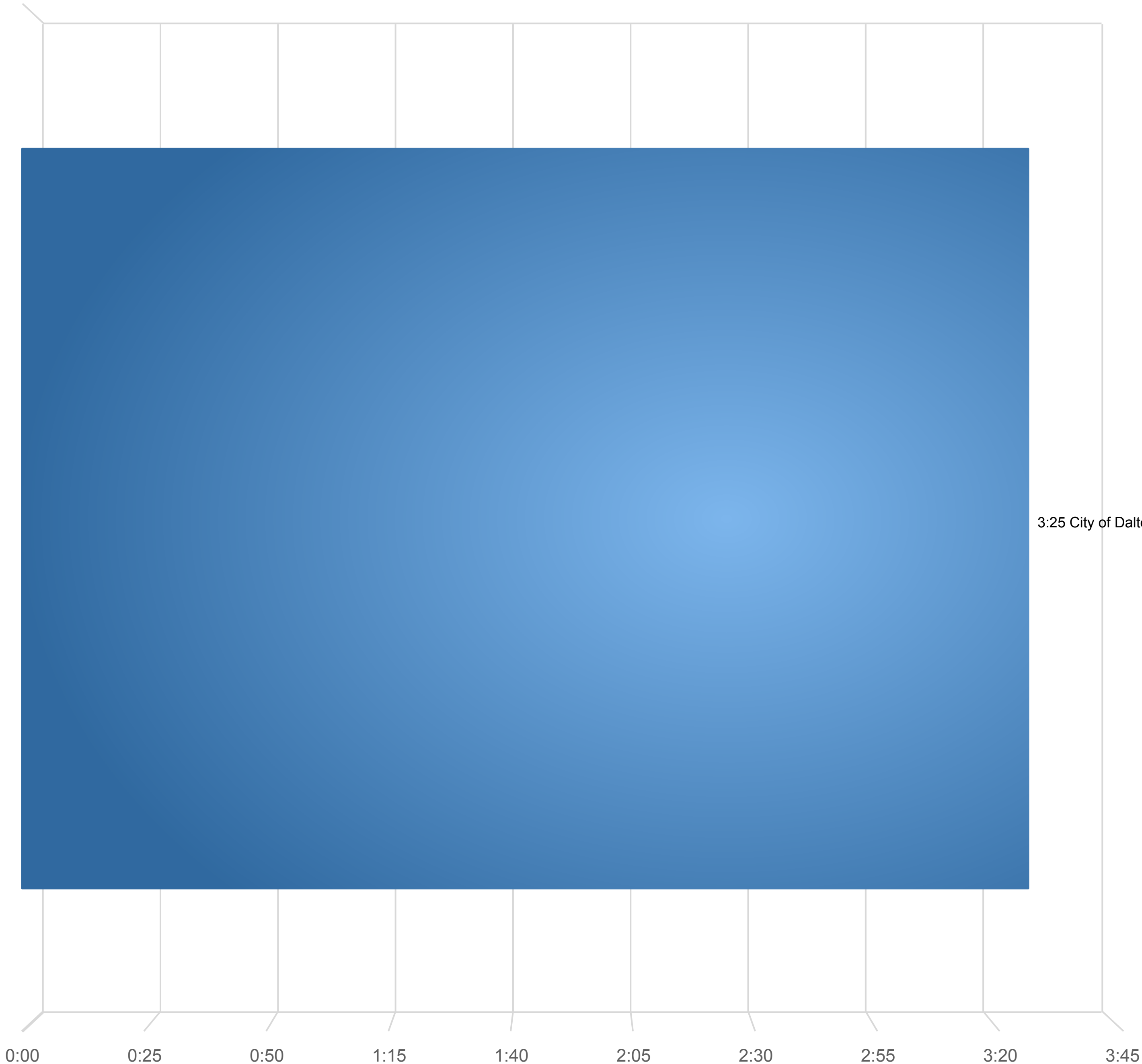
Turnout Time



Department Average Travel Time (First En Route -> First Unit Arrival)

02/01/2024-02/29/2024

Travel Time

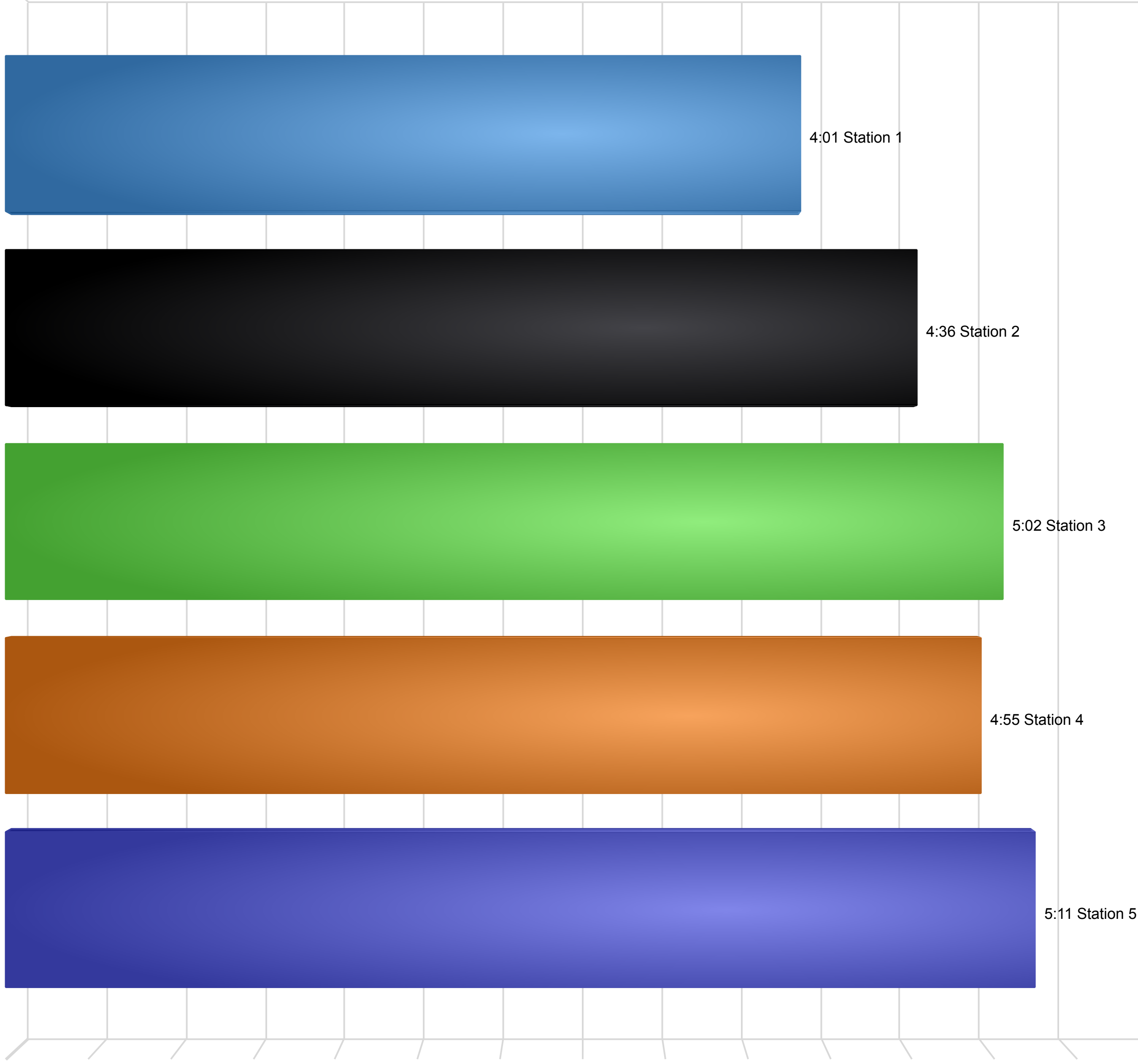


Average Response Time by Station

02/01/2024-02/29/2024

- Station 1
- Station 2
- Station 3
- Station 4
- Station 5

Response Time



Total of Station: 4:34

0:00 0:25 0:50 1:15 1:40 2:05 2:30 2:55 3:20 3:45 4:10 4:35 5:00 5:25 5:50



Dalton Fire Department

404 School Street, Dalton, GA 30720

Phone: 706-278-7363

Staff Hours by Incident Type

Report Period: 02/01/24 - 02/29/24 23:59:59

Incident Type	Hours
311 Medical assist, assist EMS crew	177.19
322 Motor vehicle accident with injuries	70.52
735 Alarm system sounded due to malfunction	44.28
745 Alarm system activation, no fire - unintentional	35.36
412 Gas leak (natural gas or LPG)	32.08
324 Motor vehicle accident with no injuries.	28.47
561 Unauthorized burning	15.95
140 Natural vegetation fire, other	15.00
445 Arcing, shorted electrical equipment	14.31
743 Smoke detector activation, no fire - unintentional	13.56
421 Chemical hazard (no spill or leak)	11.63
461 Building or structure weakened or collapsed	8.80
622 No incident found on arrival at dispatch address	8.64
142 Brush or brush-and-grass mixture fire	6.80
611 Dispatched & canceled en route	6.74
733 Smoke detector activation due to malfunction	6.15
113 Cooking fire, confined to container	5.57
555 Defective elevator, no occupants	4.48
744 Detector activation, no fire - unintentional	4.13
500 Service Call, other	4.05
251 Excessive heat, scorch burns with no ignition	4.00
710 Malicious, mischievous false call, other	3.65
711 Municipal alarm system, malicious false alarm	2.88
132 Road freight or transport vehicle fire	2.25

Incident Type	Hours
143 Grass fire	2.20
118 Trash or rubbish fire, contained	1.90
522 Water or steam leak	1.85
353 Removal of victim(s) from stalled elevator	1.60
131 Passenger vehicle fire	1.55
553 Public service	1.55
746 Carbon monoxide detector activation, no CO	1.50
741 Sprinkler activation, no fire - unintentional	1.40
444 Power line down	1.15
551 Assist police or other governmental agency	1.05
651 Smoke scare, odor of smoke	0.25

Total	542.49
--------------	---------------



Dalton Fire Department

404 School Street, Dalton, GA 30720

Phone: 706-278-7363

Injuries and Property Loss

(Dates: 02/01/24 - 02/29/24 23:59:59)

CODE	DESCRIPTOR	FREQ	FREQ %	EXPs	CIV DTHS	CIV DTHS	CIV INJ	CIV INJS	FF DTHS	FF DTHS	FF INJ	FF INJS	PROP LOSS	PROP LOSS	CONT LOSS	CONT LOSS	TOTAL LOSS	TOTAL LOSS %
113	Cooking fire, confined to container	1	0.33%	0	0	0.00%	0	0.00%	0	0.00%	0	0.00%	0	0.00%	1,500	100.00 %	1,500	50.00%
118	Trash or rubbish fire, contained	1	0.33%	0	0	0.00%	0	0.00%	0	0.00%	0	0.00%	0	0.00%	0	0.00%	0	0.00%
131	Passenger vehicle fire	1	0.33%	0	0	0.00%	0	0.00%	0	0.00%	0	0.00%	1,500	100.00 %	0	0.00%	1,500	50.00%
132	Road freight or transport vehicle fire	0	0.00%	0	0	0.00%	0	0.00%	0	0.00%	0	0.00%	0	0.00%	0	0.00%	0	0.00%
140	Natural vegetation fire, other	1	0.33%	0	0	0.00%	0	0.00%	0	0.00%	0	0.00%	0	0.00%	0	0.00%	0	0.00%
142	Brush or brush-and-grass mixture fire	2	0.66%	0	0	0.00%	0	0.00%	0	0.00%	0	0.00%	0	0.00%	0	0.00%	0	0.00%
143	Grass fire	1	0.33%	0	0	0.00%	0	0.00%	0	0.00%	0	0.00%	0	0.00%	0	0.00%	0	0.00%
251	Excessive heat, scorch burns with no ignition	1	0.33%	0	0	0.00%	0	0.00%	0	0.00%	0	0.00%	0	0.00%	0	0.00%	0	0.00%
311	Medical assist, assist EMS crew	178	58.75%	0	0	0.00%	0	0.00%	0	0.00%	0	0.00%	0	0.00%	0	0.00%	0	0.00%

CODE	DESCRIPTOR	FREQ	FREQ %	EXPs	CIV DTHS	CIV DTHS	CIV INJ	CIV INJS	FF DTHS	FF DTHS	FF INJ	FF INJS	PROP LOSS	PROP LOSS	CONT LOSS	CONT LOSS	TOTAL LOSS	TOTAL LOSS %
322	Motor vehicle accident with injuries	17	5.61%	0	0	0.00%	0	0.00%	0	0.00%	0	0.00%	0	0.00%	0	0.00%	0	0.00%
324	Motor vehicle accident with no injuries.	10	3.30%	0	0	0.00%	0	0.00%	0	0.00%	0	0.00%	0	0.00%	0	0.00%	0	0.00%
353	Removal of victim(s) from stalled elevator	1	0.33%	0	0	0.00%	0	0.00%	0	0.00%	0	0.00%	0	0.00%	0	0.00%	0	0.00%
412	Gas leak (natural gas or LPG)	2	0.66%	0	0	0.00%	0	0.00%	0	0.00%	0	0.00%	0	0.00%	0	0.00%	0	0.00%
421	Chemical hazard (no spill or leak)	1	0.33%	0	0	0.00%	0	0.00%	0	0.00%	0	0.00%	0	0.00%	0	0.00%	0	0.00%
444	Power line down	2	0.66%	0	0	0.00%	0	0.00%	0	0.00%	0	0.00%	0	0.00%	0	0.00%	0	0.00%
445	Arcing, shorted electrical equipment	3	0.99%	0	0	0.00%	0	0.00%	0	0.00%	0	0.00%	0	0.00%	0	0.00%	0	0.00%
461	Building or structure weakened or collapsed	1	0.33%	0	0	0.00%	0	0.00%	0	0.00%	0	0.00%	0	0.00%	0	0.00%	0	0.00%
500	Service Call, other	4	1.32%	0	0	0.00%	0	0.00%	0	0.00%	0	0.00%	0	0.00%	0	0.00%	0	0.00%
522	Water or steam leak	1	0.33%	0	0	0.00%	0	0.00%	0	0.00%	0	0.00%	0	0.00%	0	0.00%	0	0.00%
551	Assist police or other governmental agency	1	0.33%	0	0	0.00%	0	0.00%	0	0.00%	0	0.00%	0	0.00%	0	0.00%	0	0.00%
553	Public service	2	0.66%	0	0	0.00%	0	0.00%	0	0.00%	0	0.00%	0	0.00%	0	0.00%	0	0.00%

CODE	DESCRIPTOR	FREQ	FREQ %	EXPs	CIV DTHS	CIV DTHS	CIV INJ	CIV INJS	FF DTHS	FF DTHS	FF INJ	FF INJS	PROP LOSS	PROP LOSS	CONT LOSS	CONT LOSS	TOTAL LOSS	TOTAL LOSS %
555	Defective elevator, no occupants	1	0.33%	0	0	0.00%	0	0.00%	0	0.00%	0	0.00%	0	0.00%	0	0.00%	0	0.00%
561	Unauthorized burning	5	1.65%	0	0	0.00%	0	0.00%	0	0.00%	0	0.00%	0	0.00%	0	0.00%	0	0.00%
611	Dispatched & canceled en route	19	6.27%	0	0	0.00%	0	0.00%	0	0.00%	0	0.00%	0	0.00%	0	0.00%	0	0.00%
622	No incident found on arrival at dispatch address	10	3.30%	0	0	0.00%	0	0.00%	0	0.00%	0	0.00%	0	0.00%	0	0.00%	0	0.00%
651	Smoke scare, odor of smoke	1	0.33%	0	0	0.00%	0	0.00%	0	0.00%	0	0.00%	0	0.00%	0	0.00%	0	0.00%
710	Malicious, mischievous false call, other	1	0.33%	0	0	0.00%	0	0.00%	0	0.00%	0	0.00%	0	0.00%	0	0.00%	0	0.00%
711	Municipal alarm system, malicious false alarm	1	0.33%	0	0	0.00%	0	0.00%	0	0.00%	0	0.00%	0	0.00%	0	0.00%	0	0.00%
733	Smoke detector activation due to malfunction	2	0.66%	0	0	0.00%	0	0.00%	0	0.00%	0	0.00%	0	0.00%	0	0.00%	0	0.00%
735	Alarm system sounded due to malfunction	11	3.63%	0	0	0.00%	0	0.00%	0	0.00%	0	0.00%	0	0.00%	0	0.00%	0	0.00%
741	Sprinkler activation, no fire - unintentional	1	0.33%	0	0	0.00%	0	0.00%	0	0.00%	0	0.00%	0	0.00%	0	0.00%	0	0.00%
743	Smoke detector activation, no fire - unintentional	7	2.31%	0	0	0.00%	0	0.00%	0	0.00%	0	0.00%	0	0.00%	0	0.00%	0	0.00%
744	Detector activation, no fire - unintentional	2	0.66%	0	0	0.00%	0	0.00%	0	0.00%	0	0.00%	0	0.00%	0	0.00%	0	0.00%

CODE	DESCRIPTOR	FREQ	FREQ %	EXPs	CIV DTHS	CIV DTHS	CIV INJ	CIV INJS	FF DTHS	FF DTHS	FF INJ	FF INJS	PROP LOSS	PROP LOSS	CONT LOSS	CONT LOSS	TOTAL LOSS	TOTAL LOSS %
745	Alarm system activation, no fire - unintentional	10	3.30%	0	0	0.00%	0	0.00%	0	0.00%	0	0.00%	0	0.00%	0	0.00%	0	0.00%
746	Carbon monoxide detector activation, no CO	1	0.33%	0	0	0.00%	0	0.00%	0	0.00%	0	0.00%	0	0.00%	0	0.00%	0	0.00%
Totals		303	100%	0	0	100%	0	100%	0	100%	0	100%	1,500	100%	1,500	100%	3,000	100%
Mutual Aid Given Incidents		11																

Training Division Monthly Report

February 2024

Overview

Recruit Class 2024-01 began on February 19th with a total of 9 candidates enrolled; 7 Dalton recruits and 2 Calhoun recruits. All suppression personnel completed a downed firefighter rescue course at City of Refuge titled RIT Operations in Voids and Unfinished Areas. Monthly training included territory familiarization, core competency check-offs, special operations training, and company level drills chosen by company officers. Training hours during the month of February totaled 2,992.

Outside Schools

5 firefighters attended Emergency Operations Center/Incident Command System Interface delivered by GEMA and hosted by Whitfield County EMA.

3 company officers attended a National Fire Academy direct-delivery offering of New Fire Chief 1: Challenging Issues hosted at the City of Calhoun Fire Training Center.

3 company officers attended a National Fire Academy direct-delivery offering of New Fire Chief 2: Administrative Issues hosted at the City of Calhoun Fire Training Center.

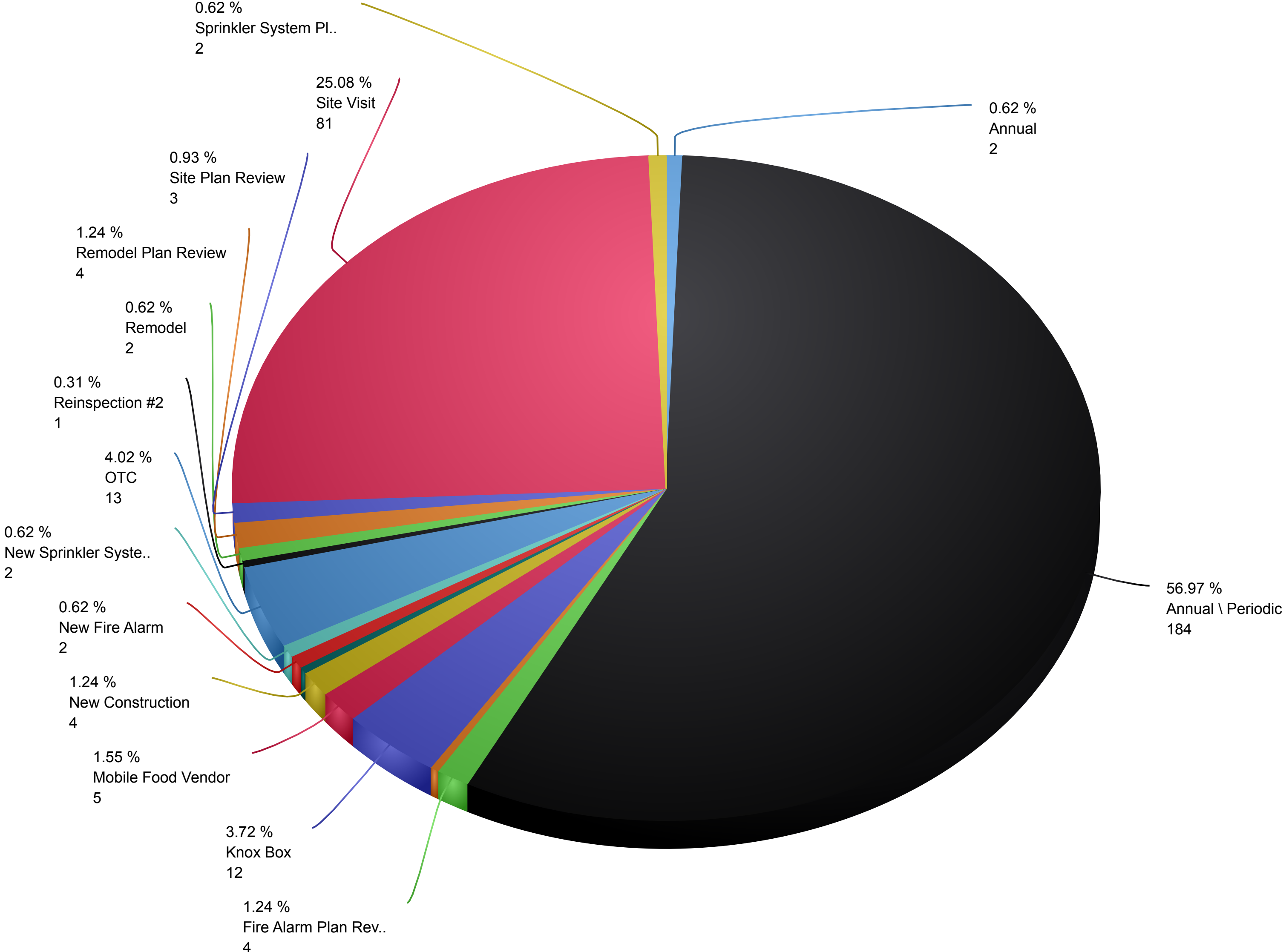
3 company officers attended a National Fire Academy direct-delivery offering of New Fire Chief 3: Contemporary Issues hosted at the City of Calhoun Fire Training Center.

1 prospective member of the Technical Rescue Team attended Technical Rescue: Core Qualifications at GPSTC.

Inspection Visit History by Inspection Type

02/01/2024-02/29/2024

- Annual
- Annual \ Periodic
- Fire Alarm Plan Review
- Fireworks Display
- Knox Box
- Mobile Food Vendor
- New Construction
- New Construction Plan Review
- New Fire Alarm
- New Sprinkler System
- OTC
- Reinspection #2
- Remodel
- Remodel Plan Review
- Site Plan Review
- Site Visit
- Sprinkler System Plan Review



Total of Inspection Type: 323