



Dalton Fire Department

404 School Street, Dalton, GA 30720

Phone: 706-278-7363

Detailed Selected Statistics and Management Activity

By Incident Type

Report Period: 10/01/23 - 10/31/23 23:59:59

CODE	DESCRIPTOR	FREQUENCY	FREQ. PERCENT	EXPs	AVG # SUPPR. PERS	AVG # EMS PERS	AVG # OTHER PERS	AVG # SUPPR. APPR.	AVG # EMS APPR.	AVG # OTHER APPR.	AVERAGE # MAN HOURS	TOTAL MAN HOURS	AVERAGE RESPONSE TIME (min)
111	Building fire	2	0.69%	0	13	0	1	4.5	0.00	1	18.55	26.333332	4.42
113	Cooking fire, confined to container	1	0.34%	0	16	0	1	5	0.00	1	6.23	4.249999	3.15
130	Mobile property (vehicle) fire, other	1	0.34%	0	6	0	1	2	0.00	1	3.97	1.533333	1.98
132	Road freight or transport vehicle fire	1	0.34%	0	6	0	0	2	0.00	0	4.00	3.750000	5.77
142	Brush or brush-and-grass mixture fire	1	0.34%	0	3	0	0	1	0.00	0	1.65	1.650000	6.92
143	Grass fire	3	1.03%	0	6	0	0.33	2	0.00	0.33	2.71	7.416666	4.09
151	Outside rubbish, trash or waste fire	1	0.34%	0	3	0	0	1	0.00	0	0.55	.550000	4.55
251	Excessive heat, scorch burns with no ignition	2	0.69%	0	7.5	0	0.5	2.5	0.00	0.5	4.07	9.650000	4.11
311	Medical assist, assist EMS crew	167	57.39%	0	0	3.1	0.02	0	1.01	0.01	0.93	151.183329	4.60
320	Emergency medical service incident, other	1	0.34%	0	0	3	0	0	1.00	0	0.70	.700000	2.58
322	Motor vehicle accident with injuries	17	5.84%	0	0	5.71	0.18	0	1.94	0.18	2.60	33.166663	3.54
324	Motor vehicle accident with no injuries.	6	2.06%	0	0	5	0.17	0	1.67	0.17	1.77	9.149999	2.91
412	Gas leak (natural gas or LPG)	1	0.34%	0	5	0	1	2	0.00	1	4.40	4.249999	2.75
445	Arcing, shorted electrical equipment	2	0.69%	0	15.5	0	1	5	0.00	1	9.08	8.200000	4.59

CODE	DESCRIPTOR	FREQUENCY	FREQ. PERCENT	EXPs	AVG # SUPPR. PERS	AVG # EMS PERS	AVG # OTHER PERS	AVG # SUPPR. APPR.	AVG # EMS APPR.	AVG # OTHER APPR.	AVERAGE # MAN HOURS	TOTAL MAN HOURS	AVERAGE RESPONSE TIME (min)
500	Service Call, other	6	2.06%	0	3.17	0	0.17	1	0.00	0.17	0.85	5.233332	1.93
522	Water or steam leak	1	0.34%	0	3	0	0	1	0.00	0	4.40	4.400000	7.73
561	Unauthorized burning	1	0.34%	0	3	0	0	1	0.00	0	1.20	1.200000	2.20
611	Dispatched & canceled en route	32	11.00%	0	3	2.41	0.22	0.94	0.78	0.22	0.34	9.733326	0.09
622	No incident found on arrival at dispatch address	10	3.44%	0	1.8	2.8	0.1	0.6	0.90	0.1	0.93	7.799999	5.07
650	Steam, other gas mistaken for smoke, other	1	0.34%	0	15	0	1	5	0.00	1	2.93	1.933333	4.00
651	Smoke scare, odor of smoke	2	0.69%	0	8.5	0	0.5	3	0.00	0.5	1.87	2.916666	1.10
652	Steam, vapor, fog or dust thought to be smoke	1	0.34%	0	3	0	0	1	0.00	0	0.75	.750000	2.80
711	Municipal alarm system, malicious false alarm	1	0.34%	0	16	0	1	5	0.00	1	4.53	2.916666	4.77
714	Central station, malicious false alarm	1	0.34%	0	12	0	1	4	0.00	1	2.82	1.466666	3.13
715	Local alarm system, malicious false alarm	1	0.34%	0	9	0	4	3	0.00	2	3.47	1.366666	2.13
733	Smoke detector activation due to malfunction	4	1.37%	0	10	0	0.75	3.25	0.00	0.75	4.39	11.849998	9.05
735	Alarm system sounded due to malfunction	7	2.41%	0	9.86	0	0.86	3.29	0.00	0.86	3.78	17.266664	2.69
743	Smoke detector activation, no fire - unintentional	7	2.41%	0	11.43	0	1	3.71	0.00	1	3.76	18.333329	4.33
744	Detector activation, no fire - unintentional	2	0.69%	0	11.5	0	1.5	4	0.00	1	2.27	3.266666	4.20
745	Alarm system activation, no fire - unintentional	8	2.75%	0	13	0	1	4	0.00	1	3.27	16.916660	4.21
Totals		291	100%	0	2.25	2.59	0.21	0.73	0.85	0.19	1.56	369.13	3.90
Mutual Aid Given Incidents		15											



Dalton Fire Department

404 School Street, Dalton, GA 30720

Phone: 706-278-7363

Response Summary by Station

Report Period: 10/01/23 - 10/31/23 23:59:59

Station	Responses	% Fire	% EMS	Other	Per Day
Station 1	129	3.88	64.34	31.78	4.3
Station 2	53	5.66	56.6	37.74	1.77
Station 3	68	5.88	57.35	36.76	2.27
Station 4	40	10	60	30	1.33
Station 5	21	0	80.95	19.05	0.7

Total 311



Dalton Fire Department

404 School Street, Dalton, GA 30720

Phone: 706-278-7363

Breakdown by Incident Type

Report Period: 10/01/23 - 10/31/23 23:59:59

Incident Type	Incidents	Exposures
311 Medical assist, assist EMS crew	167	0
611 Dispatched & canceled en route	38	0
322 Motor vehicle accident with injuries	19	0
622 No incident found on arrival at dispatch address	12	0
745 Alarm system activation, no fire - unintentional	8	0
735 Alarm system sounded due to malfunction	7	0
743 Smoke detector activation, no fire - unintentional	7	0
324 Motor vehicle accident with no injuries.	6	0
500 Service Call, other	6	0
733 Smoke detector activation due to malfunction	4	0
651 Smoke scare, odor of smoke	3	0
111 Building fire	3	0
142 Brush or brush-and-grass mixture fire	3	0
143 Grass fire	3	0
151 Outside rubbish, trash or waste fire	2	0
251 Excessive heat, scorch burns with no ignition	2	0
131 Passenger vehicle fire	2	0
445 Arcing, shorted electrical equipment	2	0
600 Good intent call, other	2	0
744 Detector activation, no fire - unintentional	2	0
650 Steam, other gas mistaken for smoke, other	1	0
652 Steam, vapor, fog or dust thought to be smoke	1	0
711 Municipal alarm system, malicious false alarm	1	0
714 Central station, malicious false alarm	1	0

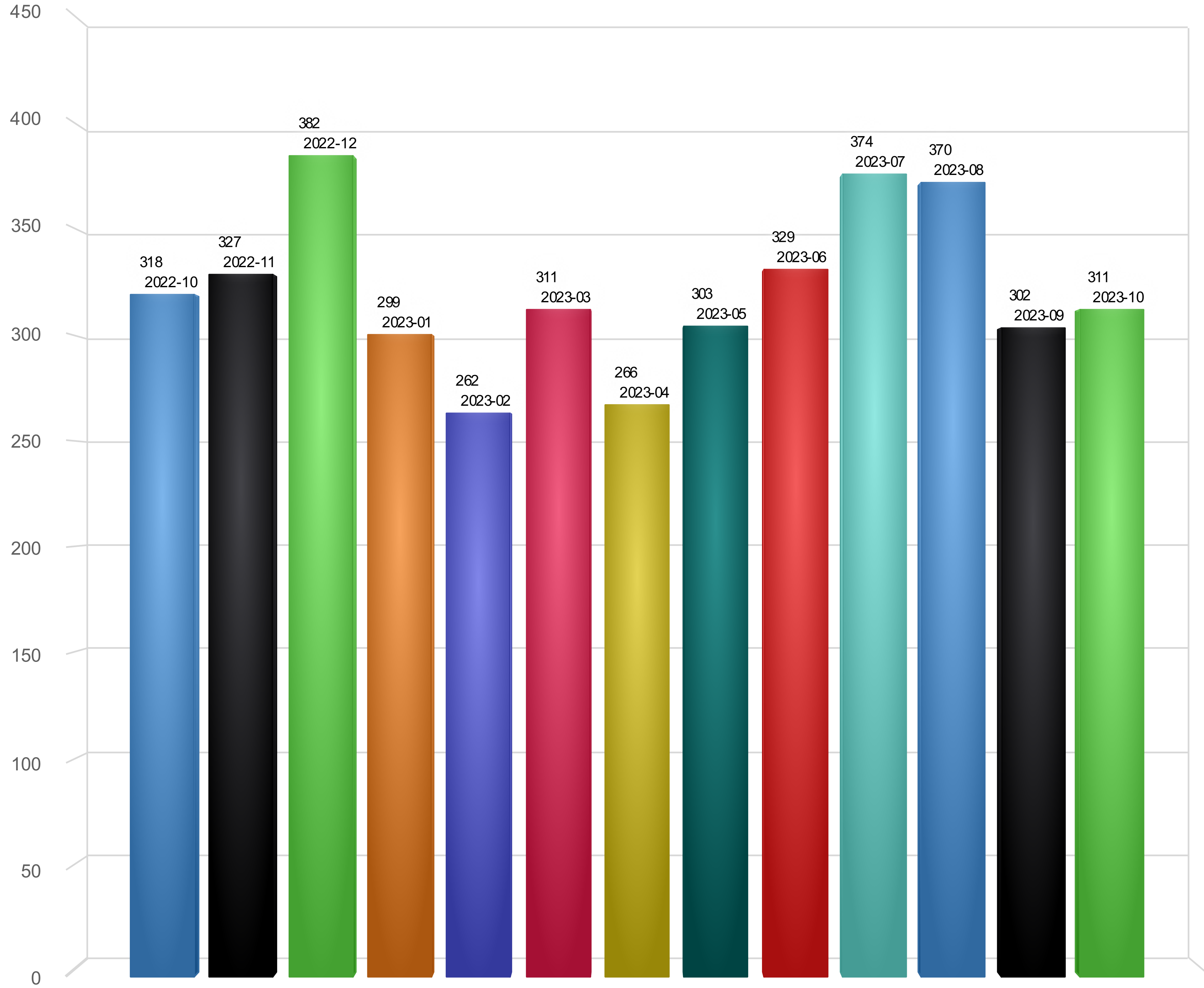
Incident Type	Incidents	Exposures
715 Local alarm system, malicious false alarm	1	0
132 Road freight or transport vehicle fire	1	0
113 Cooking fire, confined to container	1	0
130 Mobile property (vehicle) fire, other	1	0
522 Water or steam leak	1	0
561 Unauthorized burning	1	0
320 Emergency medical service incident, other	1	0
411 Gasoline or other flammable liquid spill	1	0
412 Gas leak (natural gas or LPG)	1	0

	Incidents	Exposures
Total	311	0

Incidents by Months

10/01/2022-10/31/2023

- 2022-10
- 2022-11
- 2022-12
- 2023-01
- 2023-02
- 2023-03
- 2023-04
- 2023-05
- 2023-06
- 2023-07
- 2023-08
- 2023-09
- 2023-10



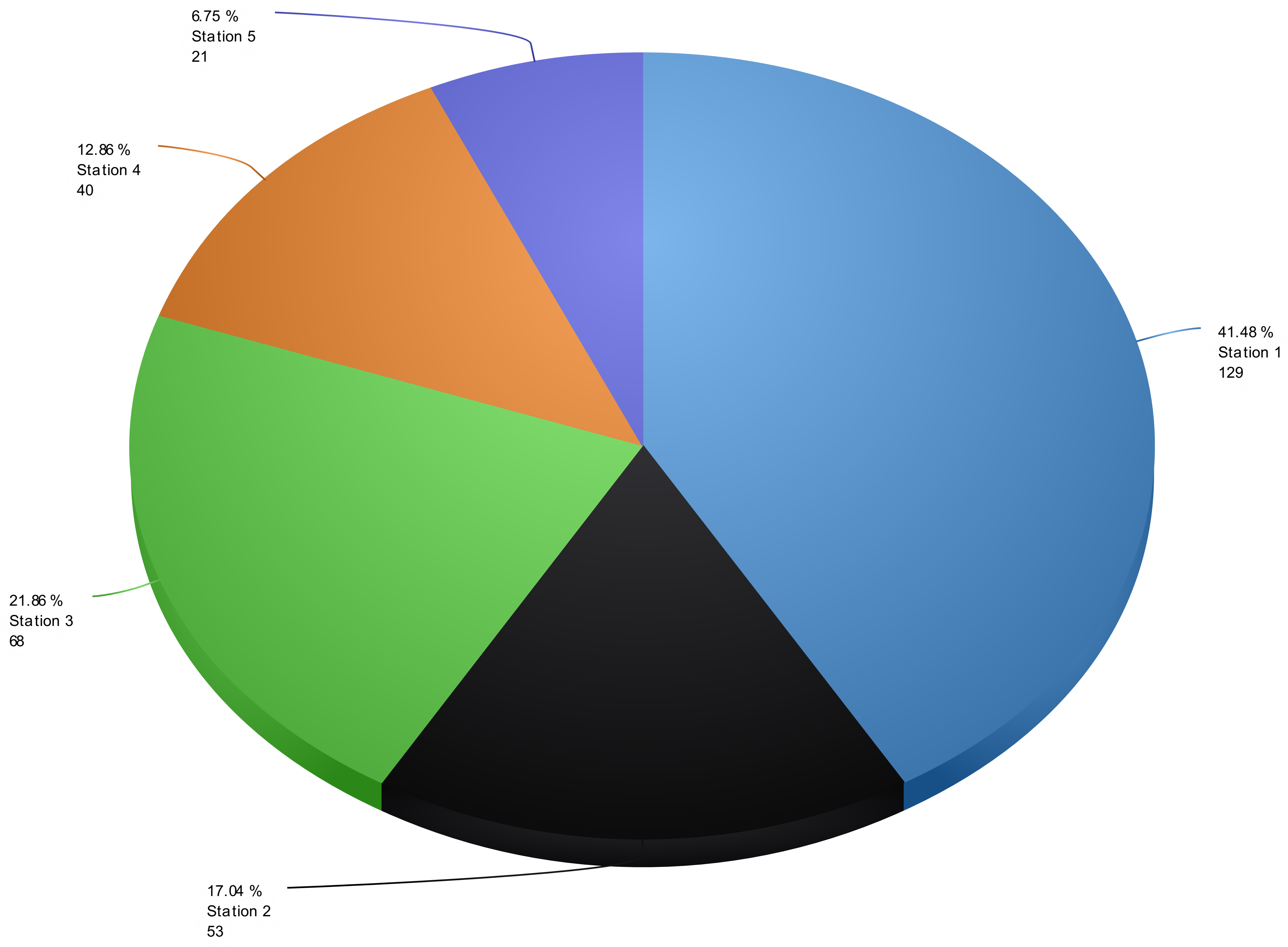
Incident Count

Total of Month: 4,154

Incidents by Stations

10/01/2023-10/31/2023

- Station 1
- Station 2
- Station 3
- Station 4
- Station 5

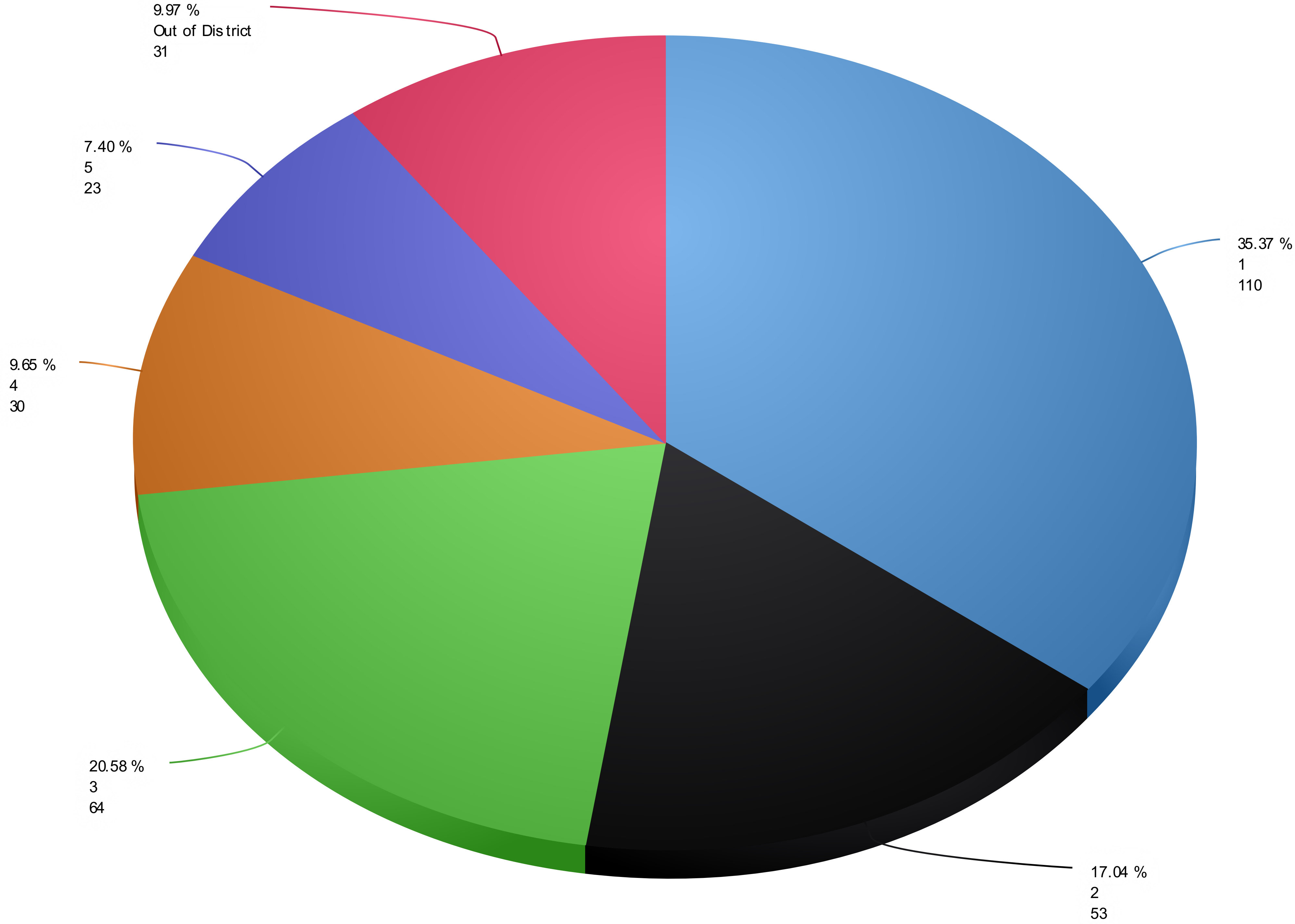


Total of Station: 311

Incidents by District

10/01/2023-10/31/2023

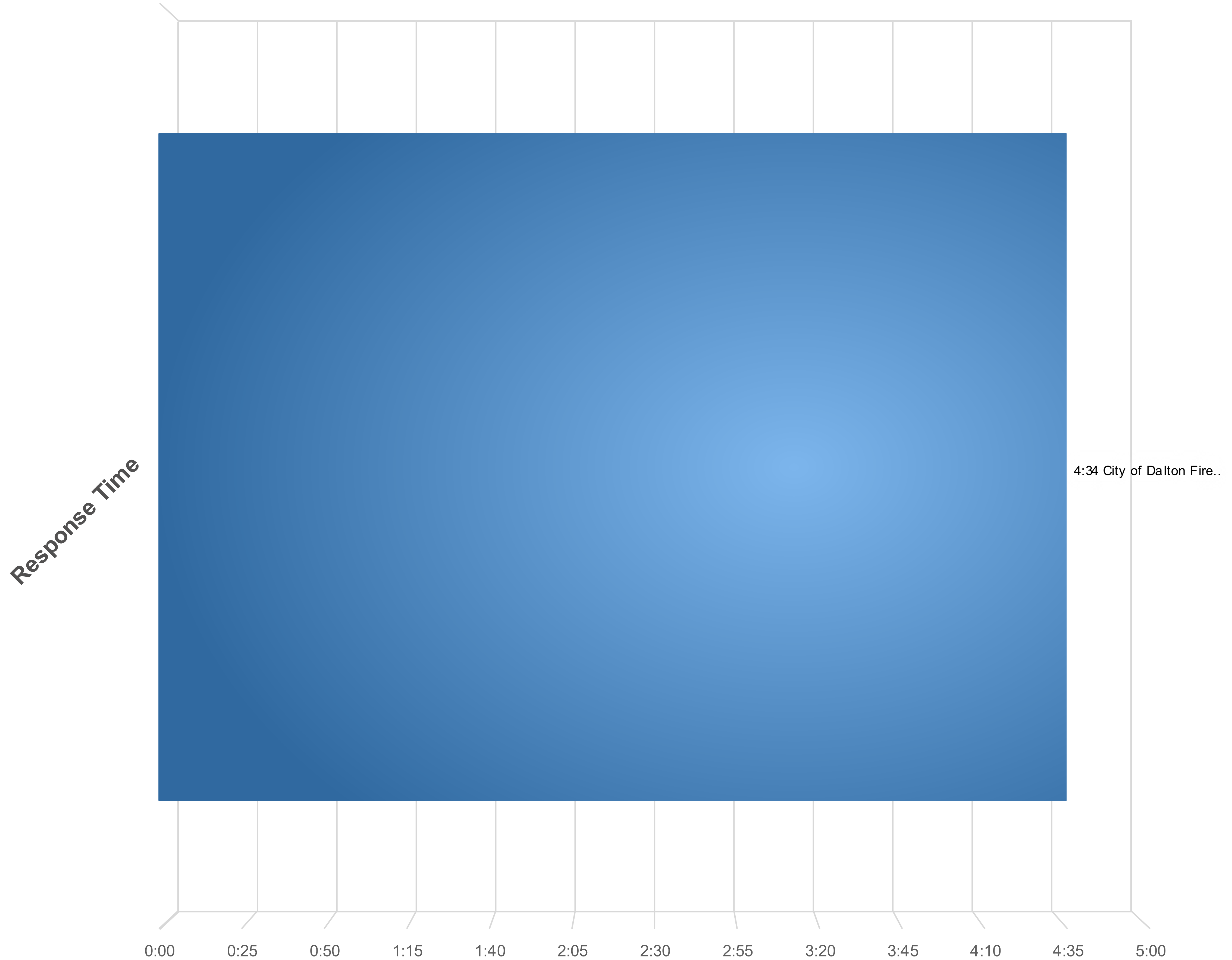
- 1
- 2
- 3
- 4
- 5
- Out of District



Total of District: 311

Department Average Response Time (Alarm-> First Unit Arrival)

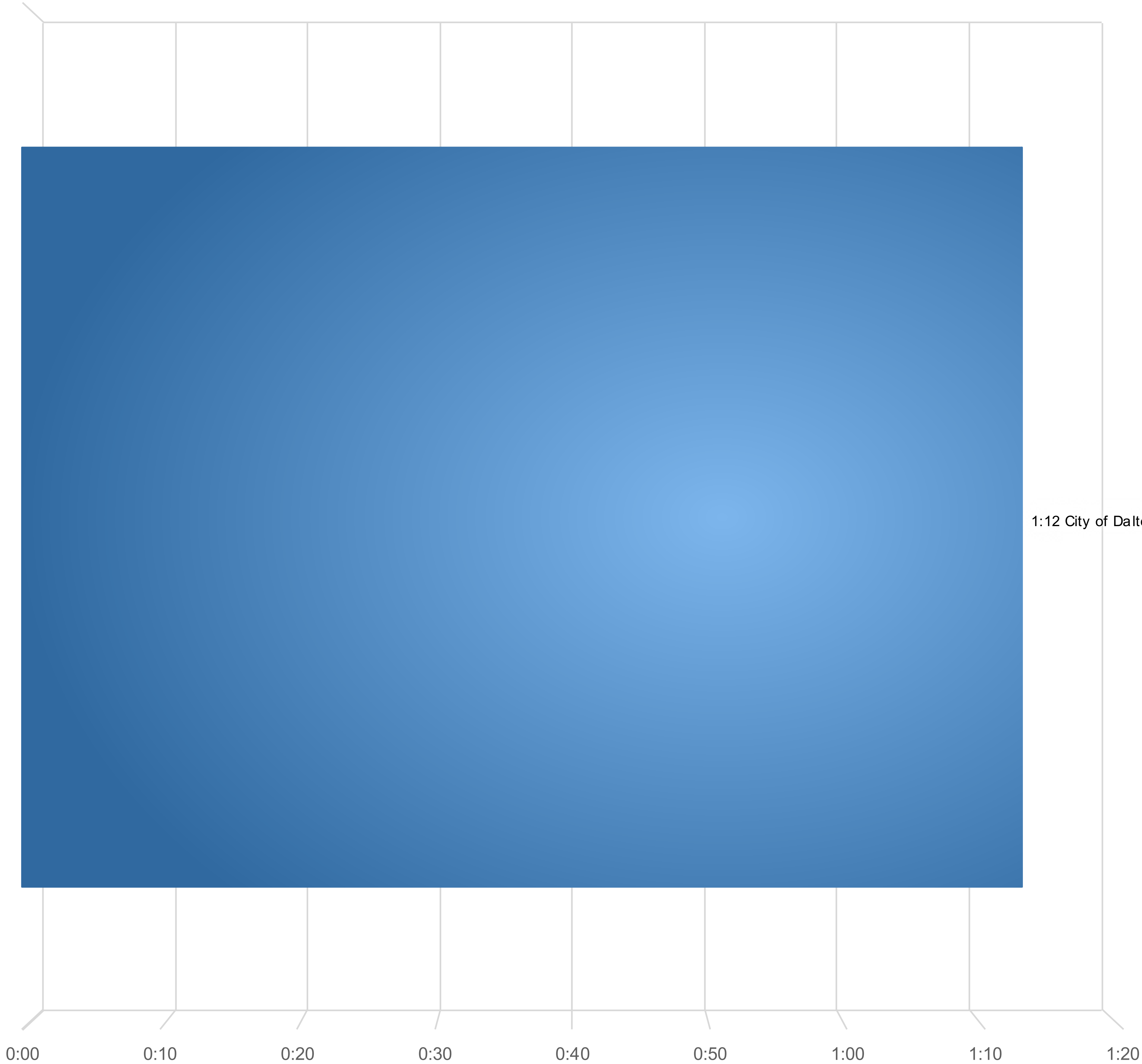
10/01/2023-10/31/2023



Department Average Turnout Time (Alarm-> First En Route)

10/01/2023-10/31/2023

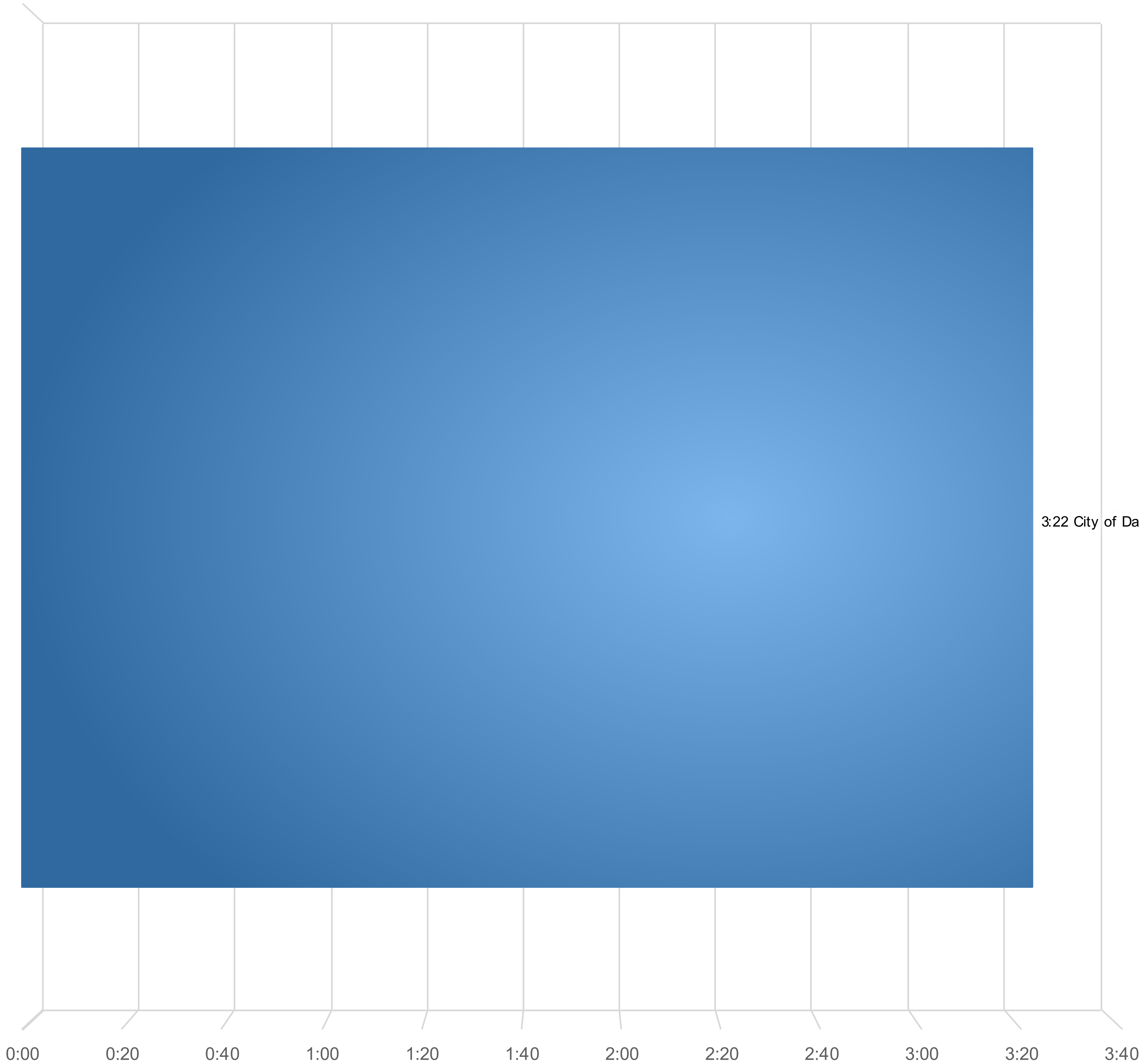
Turnout Time



Department Average Travel Time (First En Route -> First Unit Arrival)

10/01/2023-10/31/2023

Travel Time

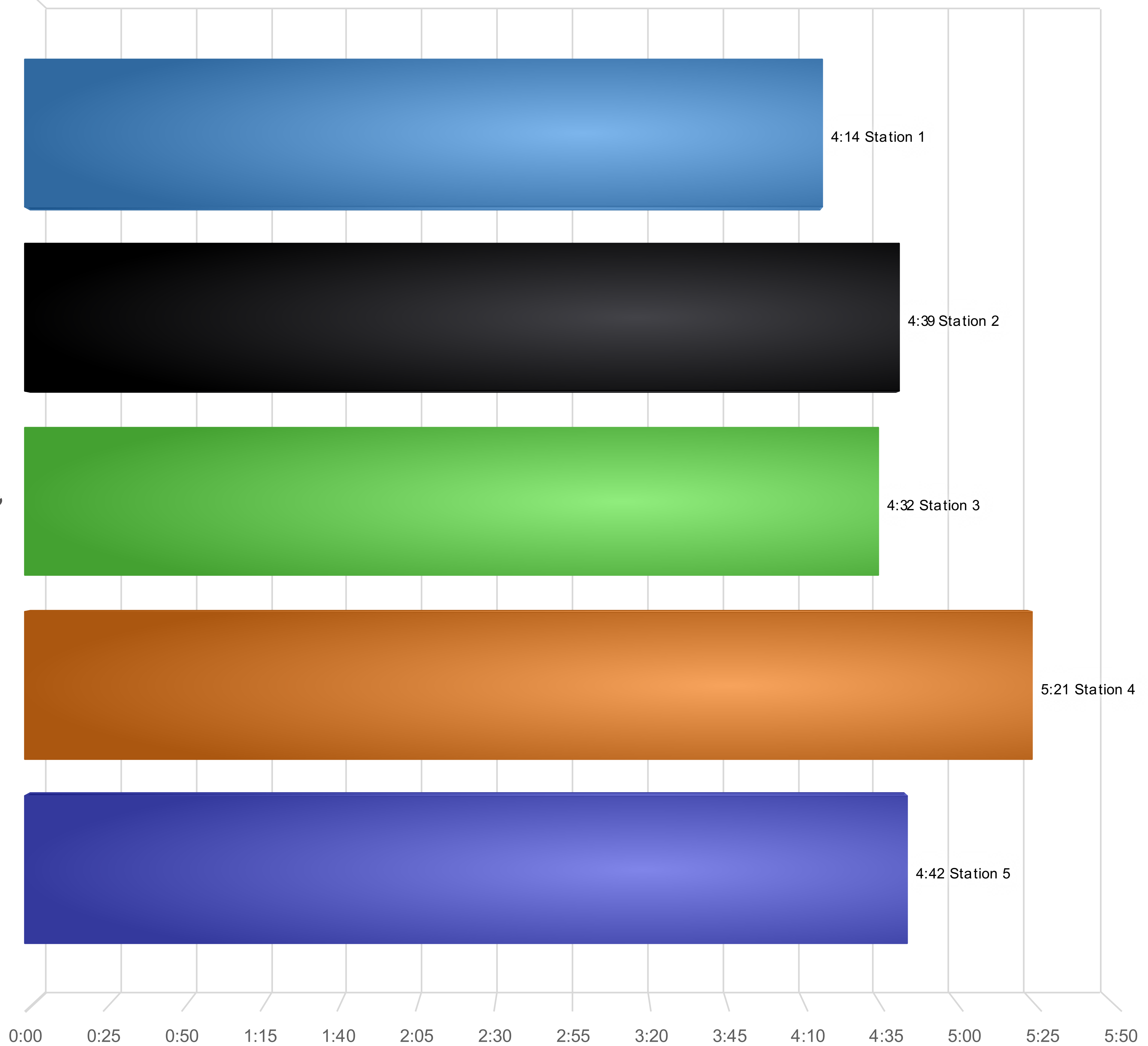


Average Response Time by Station

10/01/2023-10/31/2023

- Station 1
- Station 2
- Station 3
- Station 4
- Station 5

Response Time



Total of Station: 4:34



Dalton Fire Department

404 School Street, Dalton, GA 30720

Phone: 706-278-7363

Staff Hours by Incident Type

Report Period: 10/01/23 - 10/31/23 23:59:59

Incident Type	Hours
311 Medical assist, assist EMS crew	151.19
111 Building fire	39.48
322 Motor vehicle accident with injuries	34.78
743 Smoke detector activation, no fire - unintentional	18.34
735 Alarm system sounded due to malfunction	17.27
745 Alarm system activation, no fire - unintentional	16.92
131 Passenger vehicle fire	14.92
733 Smoke detector activation due to malfunction	11.85
611 Dispatched & canceled en route	11.43
251 Excessive heat, scorch burns with no ignition	9.65
324 Motor vehicle accident with no injuries.	9.14
622 No incident found on arrival at dispatch address	8.70
445 Arcing, shorted electrical equipment	8.20
143 Grass fire	7.42
500 Service Call, other	5.24
522 Water or steam leak	4.40
412 Gas leak (natural gas or LPG)	4.25
113 Cooking fire, confined to container	4.25
132 Road freight or transport vehicle fire	3.75
651 Smoke scare, odor of smoke	3.61
142 Brush or brush-and-grass mixture fire	3.55
744 Detector activation, no fire - unintentional	3.26
711 Municipal alarm system, malicious false alarm	2.92
151 Outside rubbish, trash or waste fire	2.42

Incident Type	Hours
650 Steam, other gas mistaken for smoke, other	1.93
130 Mobile property (vehicle) fire, other	1.53
714 Central station, malicious false alarm	1.47
715 Local alarm system, malicious false alarm	1.37
561 Unauthorized burning	1.20
411 Gasoline or other flammable liquid spill	0.75
652 Steam, vapor, fog or dust thought to be smoke	0.75
320 Emergency medical service incident, other	0.70
600 Good intent call, other	0.65

Total	407.29
--------------	---------------



Dalton Fire Department

404 School Street, Dalton, GA 30720

Phone: 706-278-7363

Injuries and Property Loss

(Dates: 10/01/23 - 10/31/23 23:59:59)

CODE	DESCRIPTOR	FREQ	FREQ %	EXPs	CIV DTHS	CIV DTHS	CIV INJ	CIV INJS	FF DTHS	FF DTHS	FF INJ	FF INJS	PROP LOSS	PROP LOSS	CONT LOSS	CONT LOSS	TOTAL LOSS	TOTAL LOSS %
111	Building fire	2	0.69%	0	0	0.00%	1	100.00 %	0	0.00%	0	0.00%	25,500	80.06%	500	83.33%	26,000	80.12%
113	Cooking fire, confined to container	1	0.34%	0	0	0.00%	0	0.00%	0	0.00%	0	0.00%	0	0.00%	100	16.67%	100	0.31%
130	Mobile property (vehicle) fire, other	1	0.34%	0	0	0.00%	0	0.00%	0	0.00%	0	0.00%	350	1.10%	0	0.00%	350	1.08%
131	Passenger vehicle fire	0	0.00%	0	0	0.00%	0	0.00%	0	0.00%	0	0.00%	0	0.00%	0	0.00%	0	0.00%
132	Road freight or transport vehicle fire	1	0.34%	0	0	0.00%	0	0.00%	0	0.00%	0	0.00%	6,000	18.84%	0	0.00%	6,000	18.49%
142	Brush or brush-and-grass mixture fire	1	0.34%	0	0	0.00%	0	0.00%	0	0.00%	0	0.00%	0	0.00%	0	0.00%	0	0.00%
143	Grass fire	3	1.03%	0	0	0.00%	0	0.00%	0	0.00%	0	0.00%	0	0.00%	0	0.00%	0	0.00%
151	Outside rubbish, trash or waste fire	1	0.34%	0	0	0.00%	0	0.00%	0	0.00%	0	0.00%	0	0.00%	0	0.00%	0	0.00%
251	Excessive heat, scorch burns with no ignition	2	0.69%	0	0	0.00%	0	0.00%	0	0.00%	0	0.00%	0	0.00%	0	0.00%	0	0.00%

CODE	DESCRIPTOR	FREQ	FREQ %	EXPs	CIV DTHS	CIV DTHS	CIV INJ	CIV INJS	FF DTHS	FF DTHS	FF INJ	FF INJS	PROP LOSS	PROP LOSS	CONT LOSS	CONT LOSS	TOTAL LOSS	TOTAL LOSS %
311	Medical assist, assist EMS crew	167	57.39%	0	0	0.00%	0	0.00%	0	0.00%	0	0.00%	0	0.00%	0	0.00%	0	0.00%
320	Emergency medical service incident, other	1	0.34%	0	0	0.00%	0	0.00%	0	0.00%	0	0.00%	0	0.00%	0	0.00%	0	0.00%
322	Motor vehicle accident with injuries	17	5.84%	0	0	0.00%	0	0.00%	0	0.00%	0	0.00%	0	0.00%	0	0.00%	0	0.00%
324	Motor vehicle accident with no injuries.	6	2.06%	0	0	0.00%	0	0.00%	0	0.00%	0	0.00%	0	0.00%	0	0.00%	0	0.00%
411	Gasoline or other flammable liquid spill	0	0.00%	0	0	0.00%	0	0.00%	0	0.00%	0	0.00%	0	0.00%	0	0.00%	0	0.00%
412	Gas leak (natural gas or LPG)	1	0.34%	0	0	0.00%	0	0.00%	0	0.00%	0	0.00%	0	0.00%	0	0.00%	0	0.00%
445	Arcing, shorted electrical equipment	2	0.69%	0	0	0.00%	0	0.00%	0	0.00%	0	0.00%	0	0.00%	0	0.00%	0	0.00%
500	Service Call, other	6	2.06%	0	0	0.00%	0	0.00%	0	0.00%	0	0.00%	0	0.00%	0	0.00%	0	0.00%
522	Water or steam leak	1	0.34%	0	0	0.00%	0	0.00%	0	0.00%	0	0.00%	0	0.00%	0	0.00%	0	0.00%
561	Unauthorized burning	1	0.34%	0	0	0.00%	0	0.00%	0	0.00%	0	0.00%	0	0.00%	0	0.00%	0	0.00%
600	Good intent call, other	0	0.00%	0	0	0.00%	0	0.00%	0	0.00%	0	0.00%	0	0.00%	0	0.00%	0	0.00%
611	Dispatched & canceled en route	32	11.00%	0	0	0.00%	0	0.00%	0	0.00%	0	0.00%	0	0.00%	0	0.00%	0	0.00%

CODE	DESCRIPTOR	FREQ	FREQ %	EXPs	CIV DTHS	CIV DTHS	CIV INJ	CIV INJS	FF DTHS	FF DTHS	FF INJ	FF INJS	PROP LOSS	PROP LOSS	CONT LOSS	CONT LOSS	TOTAL LOSS	TOTAL LOSS %
622	No incident found on arrival at dispatch address	10	3.44%	0	0	0.00%	0	0.00%	0	0.00%	0	0.00%	0	0.00%	0	0.00%	0	0.00%
650	Steam, other gas mistaken for smoke, other	1	0.34%	0	0	0.00%	0	0.00%	0	0.00%	0	0.00%	0	0.00%	0	0.00%	0	0.00%
651	Smoke scare, odor of smoke	2	0.69%	0	0	0.00%	0	0.00%	0	0.00%	0	0.00%	0	0.00%	0	0.00%	0	0.00%
652	Steam, vapor, fog or dust thought to be smoke	1	0.34%	0	0	0.00%	0	0.00%	0	0.00%	0	0.00%	0	0.00%	0	0.00%	0	0.00%
711	Municipal alarm system, malicious false alarm	1	0.34%	0	0	0.00%	0	0.00%	0	0.00%	0	0.00%	0	0.00%	0	0.00%	0	0.00%
714	Central station, malicious false alarm	1	0.34%	0	0	0.00%	0	0.00%	0	0.00%	0	0.00%	0	0.00%	0	0.00%	0	0.00%
715	Local alarm system, malicious false alarm	1	0.34%	0	0	0.00%	0	0.00%	0	0.00%	0	0.00%	0	0.00%	0	0.00%	0	0.00%
733	Smoke detector activation due to malfunction	4	1.37%	0	0	0.00%	0	0.00%	0	0.00%	0	0.00%	0	0.00%	0	0.00%	0	0.00%
735	Alarm system sounded due to malfunction	7	2.41%	0	0	0.00%	0	0.00%	0	0.00%	0	0.00%	0	0.00%	0	0.00%	0	0.00%
743	Smoke detector activation, no fire - unintentional	7	2.41%	0	0	0.00%	0	0.00%	0	0.00%	0	0.00%	0	0.00%	0	0.00%	0	0.00%
744	Detector activation, no fire - unintentional	2	0.69%	0	0	0.00%	0	0.00%	0	0.00%	0	0.00%	0	0.00%	0	0.00%	0	0.00%
745	Alarm system activation, no fire - unintentional	8	2.75%	0	0	0.00%	0	0.00%	0	0.00%	0	0.00%	0	0.00%	0	0.00%	0	0.00%

CODE	DESCRIPTOR	FREQ	FREQ %	EXPs	CIV DTHS	CIV DTHS	CIV INJ	CIV INJS	FF DTHS	FF DTHS	FF INJ	FF INJS	PROP LOSS	PROP LOSS	CONT LOSS	CONT LOSS	TOTAL LOSS	TOTAL LOSS %
Totals		291	100%	0	0	100%	1	100%	0	100%	0	100%	31,850	100%	600	100%	32,450	100%
Mutual Aid Given Incidents		20																

Training Division Monthly Report

October 2023

Overview

Monthly training included territory familiarization, core competency check-offs, special operations training, and company level drills chosen by company officers. Training hours during the month of October totaled 2,504.

Outside Schools

6 firefighters attended Georgia Fire Academy's Pressurized Container Fire Control hosted by Whitfield County Fire Department

3 firefighters attended Georgia Fire Academy's Handling Flammable & Combustible Liquids Incidents hosted by Whitfield County Fire Department

3 prospective members of the department's technical rescue team attended Confined Space Rescue Technician at Georgia Fire Academy and attained national certification

1 firefighter attended a Sports and Special Events Risk Management course presented by Texas Engineering Extension Service and hosted by Whitfield County Emergency Management

2 firefighters attended GEMA Crash Victim Extrication hosted by Whitfield County Fire Department

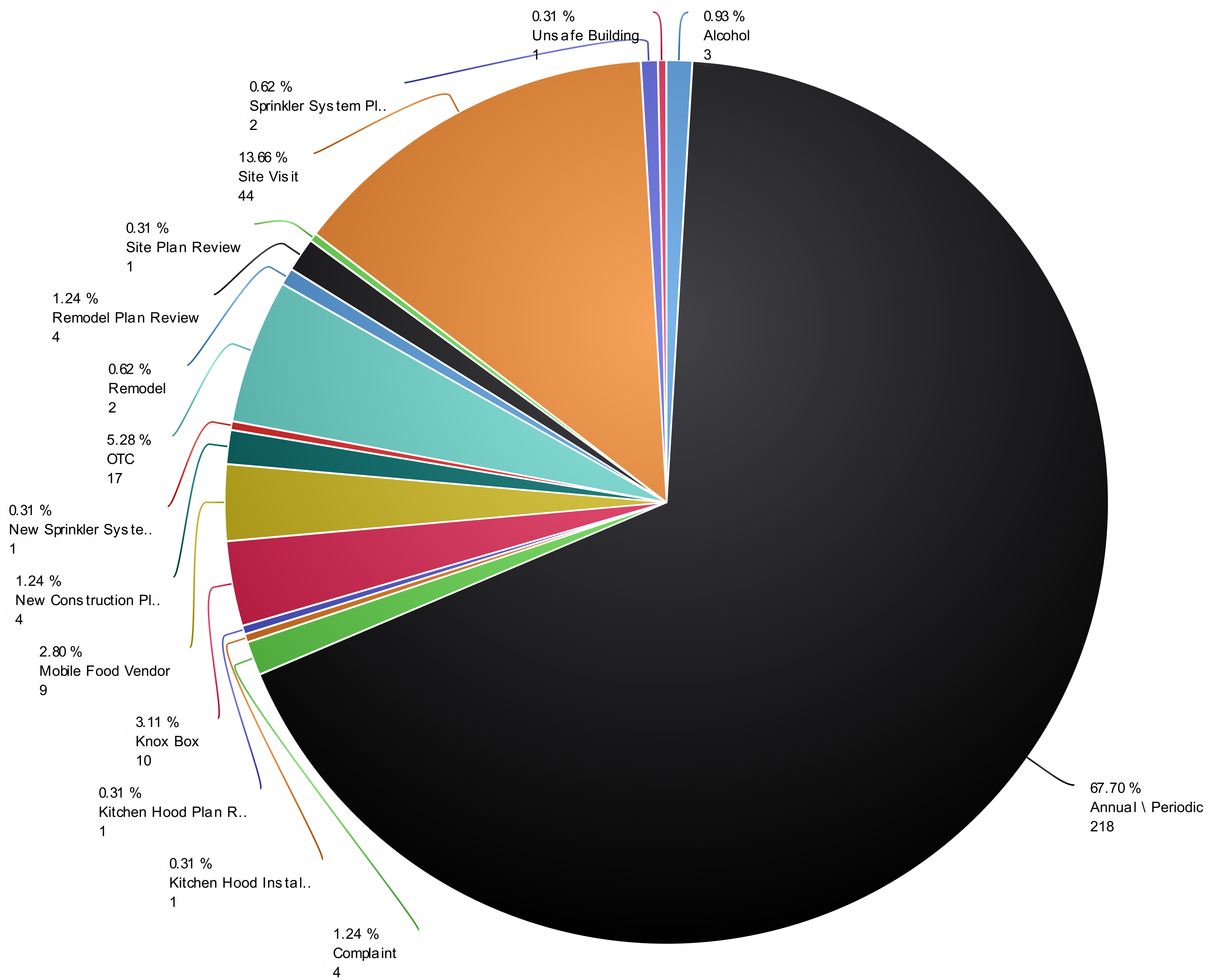
3 aspiring company officers attended Advanced Incident Management (NIMS 400) at DeKalb County Fire Rescue

2 prospective members of the department's technical rescue team attended Trench Rescue Technician at Catoosa County Fire Department and attained national certification

Inspection Visit History by Inspection Type

10/01/2023-10/31/2023

- Alcohol
- Annual \ Periodic
- Complaint
- Kitchen Hood Installation
- Kitchen Hood Plan Review
- Knox Box
- Mobile Food Vendor
- New Construction Plan Review
- New Sprinkler System
- OTC
- Remodel
- Remodel Plan Review
- Site Plan Review
- Site Visit
- Sprinkler System Plan Review
- Unsafe Building



Total of Inspection Type: 322