



# Dalton Fire Department

404 School Street, Dalton, GA 30720

Phone: 706-278-7363

## Breakdown by Incident Type

Report Period: 12/1/2025 - 12/31/2025 11:59:59 PM

Incident Type	Incidents	Exposures
311 Medical assist, assist EMS crew	164	0
611 Dispatched & canceled en route	32	0
622 No incident found on arrival at dispatch address	13	0
322 Motor vehicle accident with injuries	13	0
735 Alarm system sounded due to malfunction	11	0
743 Smoke detector activation, no fire - unintentional	9	0
324 Motor vehicle accident with no injuries.	8	0
745 Alarm system activation, no fire - unintentional	5	0
651 Smoke scare, odor of smoke	4	0
444 Power line down	4	0
445 Arcing, shorted electrical equipment	3	0
500 Service Call, other	3	0
412 Gas leak (natural gas or LPG)	3	0
111 Building fire	3	0
142 Brush or brush-and-grass mixture fire	3	0
151 Outside rubbish, trash or waste fire	2	0
113 Cooking fire, confined to container	2	0
424 Carbon monoxide incident	2	0
733 Smoke detector activation due to malfunction	2	0
551 Assist police or other governmental agency	2	0
553 Public service	2	0
561 Unauthorized burning	1	0
631 Authorized controlled burning	1	0
132 Road freight or transport vehicle fire	1	0

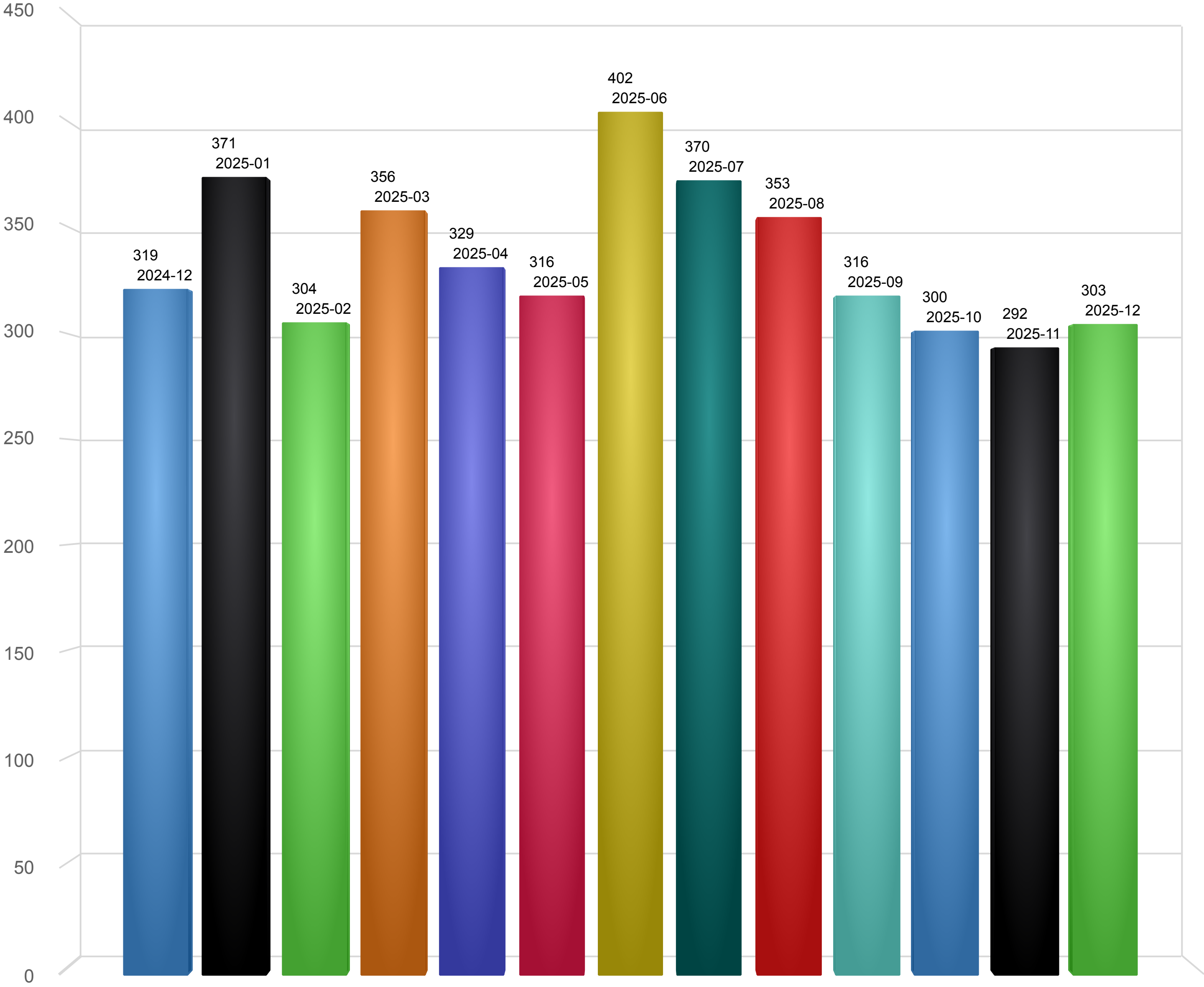
Incident Type	Incidents	Exposures
700 False alarm or false call, other	1	0
710 Malicious, mischievous false call, other	1	0
744 Detector activation, no fire - unintentional	1	0
741 Sprinkler activation, no fire - unintentional	1	0
440 Electrical wiring/equipment problem, other	1	0
531 Smoke or odor removal	1	0
550 Public service assistance, other	1	0
112 Fires in structure other than in a building	1	0
154 Dumpster or other outside trash receptacle fire	1	0
143 Grass fire	1	0
131 Passenger vehicle fire	0	1

	Incidents	Exposures
<b>Total</b>	<b>303</b>	<b>1</b>

# Incidents by Months

## 12/01/2024-12/31/2025

- 2024-12
- 2025-01
- 2025-02
- 2025-03
- 2025-04
- 2025-05
- 2025-06
- 2025-07
- 2025-08
- 2025-09
- 2025-10
- 2025-11
- 2025-12



Incident Count

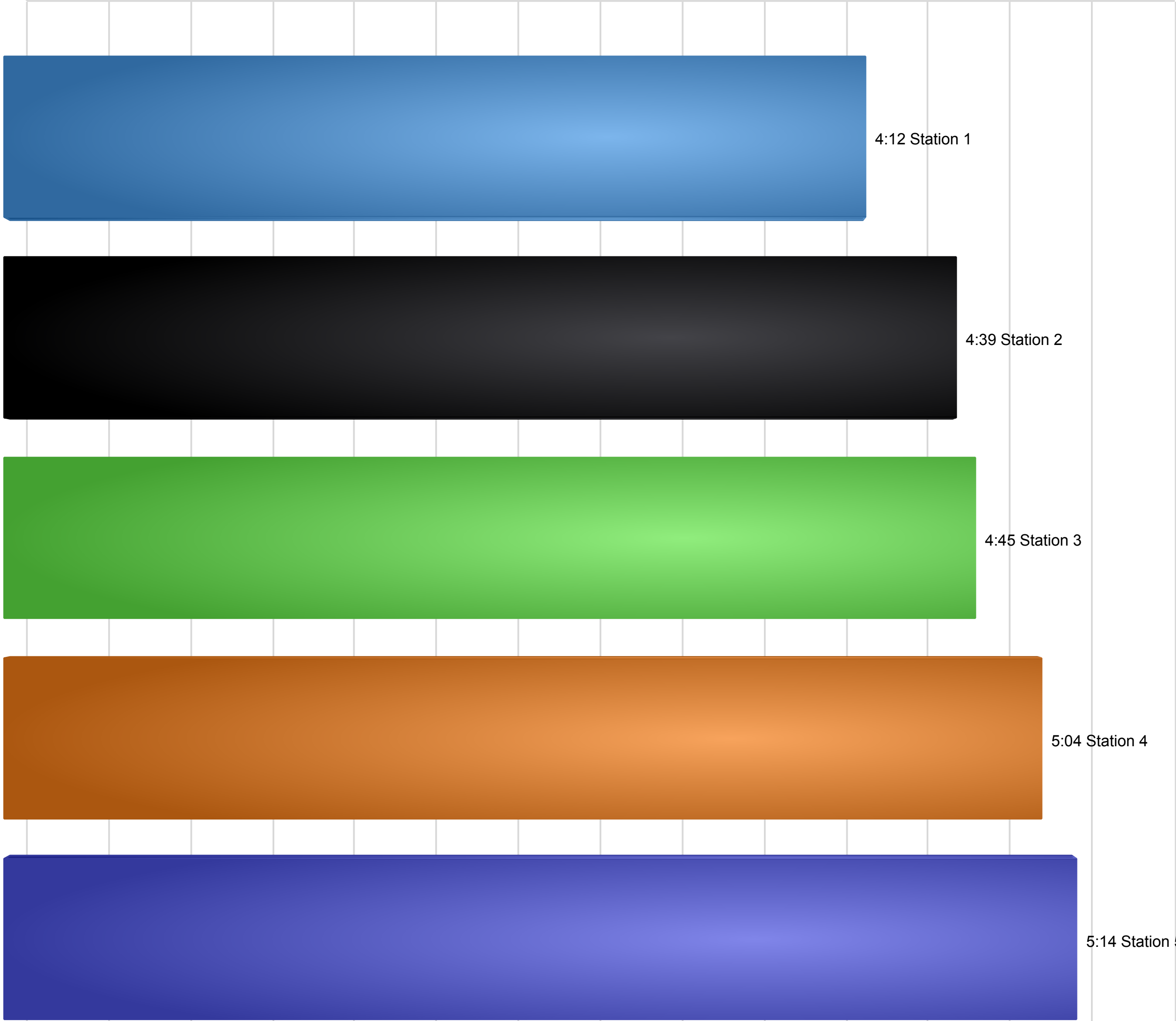
Total of Month: 4,331

- Station 1
- Station 2
- Station 3
- Station 4
- Station 5

# Average Response Time by Station

12/01/2024-12/31/2025

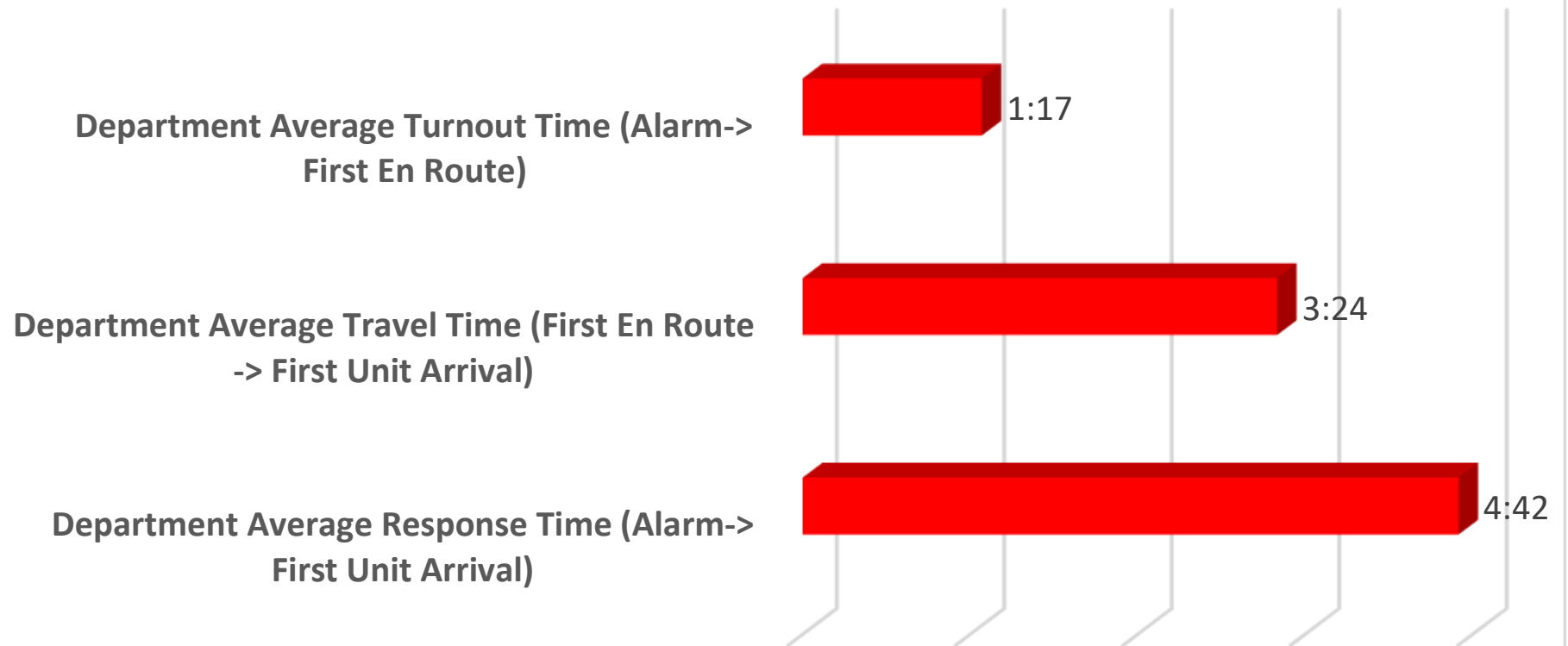
Average Response Time



Total of Station: 4:37

0:00 0:25 0:50 1:15 1:40 2:05 2:30 2:55 3:20 3:45 4:10 4:35 5:00 5:25 5:50

## Department Response Times





# Dalton Fire Department

404 School Street, Dalton, GA 30720

Phone: 706-278-7363

## Injuries and Property Loss

(Dates: 12/1/2025 - 12/31/2025 11:59:59 PM)

CODE	DESCRIPTOR	FREQ	FREQ %	EXPs	CIV DTHS	CIV DTHS %	CIV INJS	CIV INJS %	FF DTHS	FF DTHS %	FF INJS	FF INJS %	PROP LOSS	PROP LOSS %	CONT LOSS	CONT LOSS %	TOTAL LOSS	TOTAL LOSS %
111	Building fire	3	1.06%	0	0	0.00%	0	0.00%	0	0.00%	0	0.00%	10,700	2.88%	32,000	98.46%	42,700	10.56%
112	Fires in structure other than in a building	1	0.35%	0	0	0.00%	0	0.00%	0	0.00%	0	0.00%	1,000	0.27%	500	1.54%	1,500	0.37%
113	Cooking fire, confined to container	2	0.71%	0	0	0.00%	0	0.00%	0	0.00%	0	0.00%	0	0.00%	0	0.00%	0	0.00%
131	Passenger vehicle fire	1	0.35%	2	0	0.00%	0	0.00%	0	0.00%	0	0.00%	360,000	96.79%	0	0.00%	360,000	89.01%
132	Road freight or transport vehicle fire	1	0.35%	0	0	0.00%	0	0.00%	0	0.00%	0	0.00%	0	0.00%	0	0.00%	0	0.00%
142	Brush or brush-and-grass mixture fire	1	0.35%	0	0	0.00%	0	0.00%	0	0.00%	0	0.00%	0	0.00%	0	0.00%	0	0.00%
143	Grass fire	1	0.35%	0	0	0.00%	0	0.00%	0	0.00%	0	0.00%	0	0.00%	0	0.00%	0	0.00%
151	Outside rubbish, trash or waste fire	2	0.71%	0	0	0.00%	0	0.00%	0	0.00%	0	0.00%	0	0.00%	0	0.00%	0	0.00%
154	Dumpster or other outside trash receptacle fire	1	0.35%	0	0	0.00%	0	0.00%	0	0.00%	0	0.00%	250	0.07%	0	0.00%	250	0.06%

[illegible]

[illegible]



CODE	DESCRIPTOR	FREQ	FREQ %	EXPs	CIV DTHS	CIV DTHS %	CIV INJS	CIV INJS %	FF DTHS	FF DTHS %	FF INJS	FF INJS %	PROP LOSS	PROP LOSS %	CONT LOSS	CONT LOSS %	TOTAL LOSS	TOTAL LOSS %
744	Detector activation, no fire - unintentional	1	0.35%	0	0	0.00%	0	0.00%	0	0.00%	0	0.00%	0	0.00%	0	0.00%	0	0.00%
745	Alarm system activation, no fire - unintentional	5	1.77%	0	0	0.00%	0	0.00%	0	0.00%	0	0.00%	0	0.00%	0	0.00%	0	0.00%
<b>Totals</b>		282	100%	2	0	100%	0	100%	0	100%	0	100%	371,950	100%	32,500	100%	404,450	100%
<b>Mutual Aid Given Incidents</b>		22																

# **Training Division Monthly Report**

## **December 2025**

### **Overview**

Departmental training during the month of December included the following: 13 personnel attended a Tactical Emergency Casualty Care (TECC) course hosted by the North Georgia Health District. Company-level training throughout the month focused on area familiarization, community risk reduction, ventilation, building construction, forcible entry, hazardous materials, and technical rescue support. Additional topics were selected by company officers to address specific crew needs and to reinforce operational readiness across the department.

A total of 1,539 training hours were completed during the month, bringing the year-to-date total to 33,262.

Year-end training compliance reports for all certified personnel were audited and submitted to Georgia Firefighter Standards and Training Council. As a result, all certified firefighters, fire inspectors, and fire investigators are compliant entering 2026, with continuing education efforts totaling more than 6,500 hours during 2025.

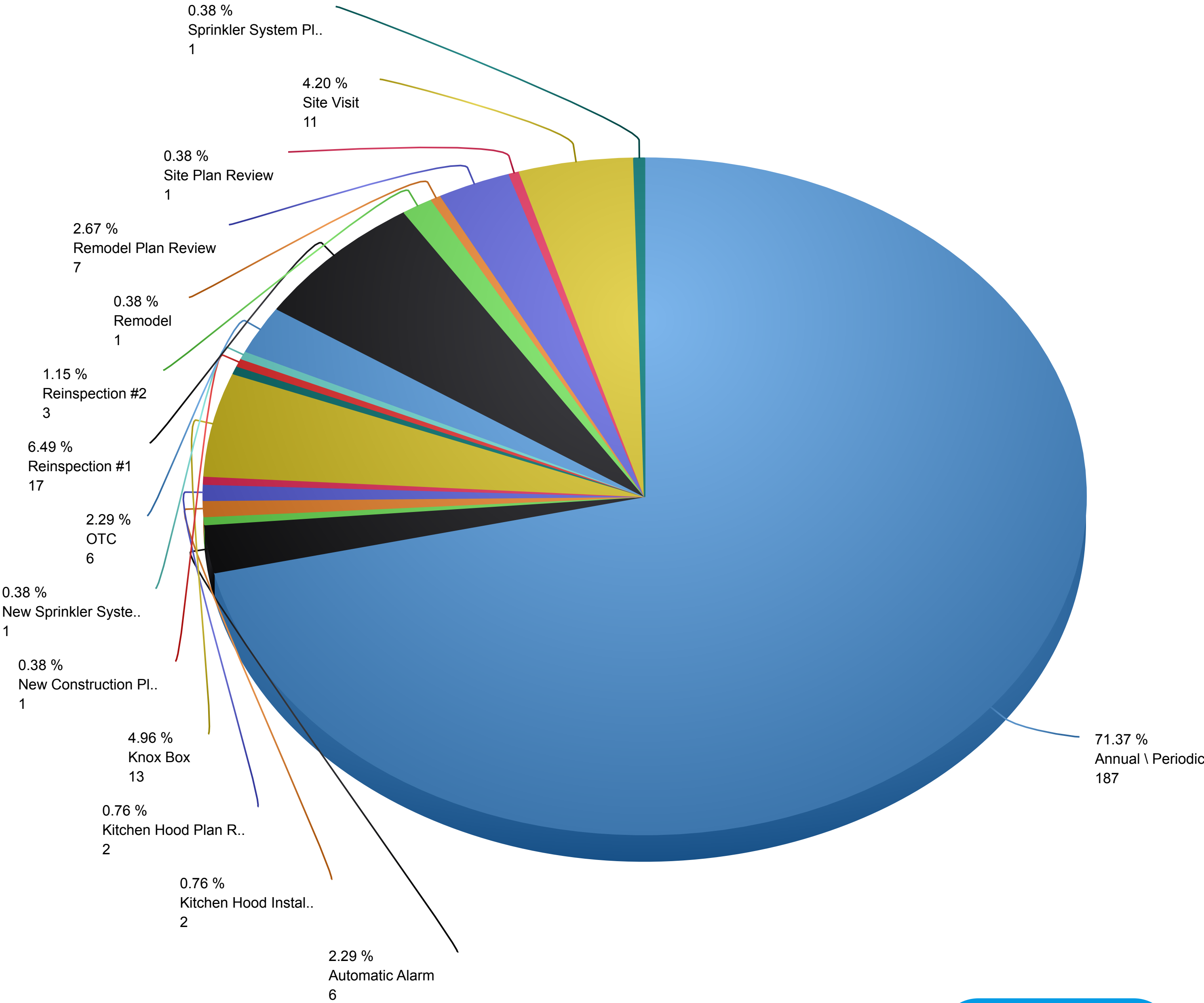
### **Outside Schools Attended**

Tactical Emergency Casualty Care (Fort Oglethorpe, GA)

# Inspection Visit History by Inspection Type

12/01/2025-12/31/2025

- Annual \ Periodic
- Automatic Alarm
- Fire Alarm Plan Review
- Kitchen Hood Installation
- Kitchen Hood Plan Review
- Kitchen Hood Suppression System Plan Review
- Knox Box
- New Construction
- New Construction Plan Review
- New Sprinkler System
- OTC
- Reinspection #1
- Reinspection #2
- Remodel
- Remodel Plan Review
- Site Plan Review
- Site Visit
- Sprinkler System Plan Review



Total of Inspection Type: 262

## YEAR-TO-DATE BUDGET REPORT

12-31-2025

FOR 2025 12

ACCOUNTS FOR: 0010 GENERAL FUND - OPERATING	ORIGINAL APPROP	TRANFRS/ ADJSTMTS	REVISED BUDGET	YTD EXPENDED	ENC/REQ	AVAILABLE BUDGET	PCT USED
350000 511100 WAGES REG	6,800,000	95,900	6,895,900	6,599,871.32	.00	296,028.68	95.7%
350000 511300 WAGES - OT	524,000	-5,100	518,900	476,426.83	.00	42,473.17	91.8%
350000 511350 GIFT	0	5,100	5,100	5,090.10	.00	9.90	99.8%
350000 512100 GROUP INS	1,130,000	3,100	1,133,100	1,133,032.76	.00	67.24	100.0%
350000 512110 PTST INS	14,500	0	14,500	12,597.50	.00	1,902.50	86.9%
350000 512200 FICA & MED	566,000	-37,000	529,000	528,560.55	.00	439.45	99.9%
350000 512401 RETDCP	520,000	0	520,000	510,039.22	.00	9,960.78	98.1%
350000 512402 RET DBP	858,000	-62,000	796,000	795,040.43	.00	959.57	99.9%
350000 512403 RET STATE	29,000	0	29,000	28,100.00	.00	900.00	96.9%
350000 512700 WORKERS CO	114,800	0	114,800	114,800.00	.00	.00	100.0%
350000 512850 OPEB	199,000	0	199,000	160,342.90	.00	38,657.10	80.6%
350000 512900 OTHER EMPL	44,200	0	44,200	38,671.58	.00	5,528.42	87.5%
350000 512915 CLEANING A	50,500	0	50,500	44,597.25	.00	5,902.75	88.3%
350000 512950 FD CANCER	19,000	-2,455	16,545	16,280.00	.00	265.00	98.4%
350000 513100 HISTORICAL	-214,000	0	-214,000	.00	.00	-214,000.00	.0%
350000 521200 P	0	2,455	2,455	2,453.00	.00	2.00	99.9%
350000 522140 LAWN CARE	5,500	0	5,500	5,152.00	.00	348.00	93.7%
350000 522210 BUILD R&M	68,000	0	68,000	61,057.71	909.50	6,032.79	91.1%
350000 522220 EQ REPAIRS	32,000	-2,500	29,500	28,686.61	208.06	605.33	97.9%
350000 522220 APPA MTN APP	125,000	42,000	167,000	164,134.70	2,788.75	76.55	100.0%
350000 522320 RENT EQUIP	4,000	0	4,000	3,397.71	.00	602.29	84.9%
350000 523100 INSURANCE	108,500	-32,000	76,500	67,995.73	.00	8,504.27	88.9%
350000 523200 COMMUNICAT	37,000	0	37,000	30,791.23	2,587.40	3,621.37	90.2%
350000 523500 TRAVEL	20,000	-12,000	8,000	7,803.26	.00	196.74	97.5%
350000 523600 DUES	6,000	0	6,000	4,067.48	128.00	1,804.52	69.9%
350000 523630 RADIO SUBC	12,000	0	12,000	10,592.70	.00	1,407.30	88.3%
350000 523640 VEHICLE IM	1,000	0	1,000	700.00	.00	300.00	70.0%
350000 523700 TRAINING	28,000	-3,600	24,400	23,208.73	1,022.02	169.25	99.3%
350000 523920 SOFT LIC	22,000	0	22,000	20,070.01	.00	1,929.99	91.2%
350000 531100 SUP GENERA	25,000	-5,000	20,000	15,459.90	37.92	4,502.18	77.5%
350000 531110 SUP OFFICE	4,000	0	4,000	1,880.78	323.80	1,795.42	55.1%
350000 531120 UNIFORMS	150,000	8,600	158,600	151,004.00	5,185.04	2,410.96	98.5%
350000 531150 SUP GROUND	3,000	0	3,000	56.10	.00	2,943.90	1.9%
350000 531200 UTILITIES	145,000	0	145,000	140,495.18	.00	4,504.82	96.9%
350000 531240 BOTTLE GAS	0	4,000	4,000	3,136.80	.00	863.20	78.4%
350000 531250 OIL	6,000	0	6,000	5,382.29	.00	617.71	89.7%
350000 531270 GASOLINE	17,000	-1,500	15,500	13,352.91	32.54	2,114.55	86.4%
350000 531275 DIESEL	63,000	-12,500	50,500	40,662.91	834.50	9,002.59	82.2%
350000 531300 MEALS FOOD	2,000	0	2,000	1,308.96	29.02	662.02	66.9%
350000 531600 SMALL EQUI	30,000	-12,500	17,500	16,174.36	.00	1,325.64	92.4%
350000 531700 OTHER SUPP	15,000	-5,000	10,000	3,261.62	3,944.60	2,793.78	72.1%
350000 531700 HAZM OTHER SUPP	12,000	0	12,000	10,228.39	1,144.46	627.15	94.8%
350000 531700 SAFET OTHER SUPP	5,000	0	5,000	4,929.91	23.24	46.85	99.1%
350000 542500 OTHER EQUI	4,000	0	4,000	3,991.67	.00	8.33	99.8%
TOTAL GENERAL FUND - OPERATING	11,605,000	-32,000	11,573,000	11,304,887.09	19,198.85	248,914.06	97.8%
TOTAL EXPENSES	11,605,000	-32,000	11,573,000	11,304,887.09	19,198.85	248,914.06	