



# Dalton Fire Department

404 School Street, Dalton, GA 30720

Phone: 706-278-7363

## Detailed Selected Statistics and Management Activity

By Incident Type

Report Period: 11/01/23 - 11/30/23 23:59:59

CODE	DESCRIPTOR	FREQUENCY	FREQ. PERCENT	EXPs	AVG # SUPPR. PERS	AVG # EMS PERS	AVG # OTHER PERS	AVG # SUPPR. APPR.	AVG # EMS APPR.	AVG # OTHER APPR.	AVERAGE # MAN HOURS	TOTAL MAN HOURS	AVERAGE RESPONSE TIME (min)
111	Building fire	2	0.62%	0	12	0	1	4	0.00	1	7.04	13.083333	1.93
112	Fires in structure other than in a building	1	0.31%	0	15	0	1	5	0.00	1	2.93	1.883333	3.83
118	Trash or rubbish fire, contained	2	0.62%	0	11.5	0	1.5	3.5	0.00	1.5	9.97	13.599998	3.80
131	Passenger vehicle fire	1	0.31%	0	15	0	1	5	0.00	1	6.93	3.633333	2.48
140	Natural vegetation fire, other	5	1.54%	0	3	0	0	1	0.00	0	0.61	3.050000	3.80
141	Forest, woods or wildland fire	1	0.31%	0	3	0	0	1	0.00	0	2.15	2.150000	2.93
142	Brush or brush-and-grass mixture fire	3	0.92%	0	8.33	0	0.33	2.67	0.00	0.33	0.58	2.200000	1.93
143	Grass fire	1	0.31%	0	3	0	0	1	0.00	0	0.35	.350000	4.52
151	Outside rubbish, trash or waste fire	2	0.62%	0	3.5	0	0	1	0.00	0	1.14	2.350000	7.52
154	Dumpster or other outside trash receptacle fire	1	0.31%	0	3	0	0	1	0.00	0	0.85	.850000	3.98
311	Medical assist, assist EMS crew	189	58.15%	0	0	3.12	0.01	0	1.02	0.01	0.98	181.233326	4.51
322	Motor vehicle accident with injuries	12	3.69%	0	0.5	5.92	0.5	0.17	2.08	0.33	3.09	35.633331	4.38
324	Motor vehicle accident with no injuries.	8	2.46%	0	0.38	4.25	0.63	0.13	1.38	0.5	2.19	16.683332	3.97

CODE	DESCRIPTOR	FREQUENCY	FREQ. PERCENT	EXPS	AVG # SUPPR. PERS	AVG # EMS PERS	AVG # OTHER PERS	AVG # SUPPR. APPR.	AVG # EMS APPR.	AVG # OTHER APPR.	AVERAGE # MAN HOURS	TOTAL MAN HOURS	AVERAGE RESPONSE TIME (min)
412	Gas leak (natural gas or LPG)	2	0.62%	0	13.5	0	1	4	0.00	1	9.55	14.566666	1.93
413	Oil or other combustible liquid spill	1	0.31%	0	6	0	2	2	0.00	1	3.33	2.933333	4.75
424	Carbon monoxide incident	1	0.31%	0	13	0	1	4	0.00	1	14.00	9.450000	4.95
442	Overheated motor	1	0.31%	0	15	0	1	5	0.00	1	10.40	4.383333	2.32
444	Power line down	2	0.62%	0	3	0	0	1	0.00	0	1.05	2.100000	4.47
445	Arcing, shorted electrical equipment	3	0.92%	0	7.67	0	0.67	2.67	0.00	0.67	3.66	7.616665	4.01
500	Service Call, other	2	0.62%	0	3	0	0	1	0.00	0	1.02	1.550000	1.73
522	Water or steam leak	2	0.62%	0	3.5	0	0	1	0.00	0	0.85	1.583333	1.73
553	Public service	4	1.23%	0	3.25	0	0	1	0.00	0	0.95	3.966666	0.65
561	Unauthorized burning	4	1.23%	0	7.75	0	1	2.5	0.00	0.75	3.39	8.383332	5.54
600	Good intent call, other	2	0.62%	0	10.5	0	1	3.5	0.00	1	1.82	2.683332	4.00
611	Dispatched & canceled en route	23	7.08%	0	2.13	2.35	0.22	0.65	0.74	0.22	0.20	3.916661	0.00
622	No incident found on arrival at dispatch address	9	2.77%	0	4.11	2	0.56	1.33	0.67	0.56	1.94	13.866665	5.09
651	Smoke scare, odor of smoke	5	1.54%	0	5.4	0	0.2	1.8	0.00	0.2	1.36	8.866666	3.45
671	HazMat release investigation w/no HazMat	1	0.31%	0	12	0	2	4	0.00	1	3.03	1.633333	2.45
721	Bomb scare - no bomb	1	0.31%	0	3	0	1	1	0.00	1	8.20	8.166666	5.57
731	Sprinkler activation due to malfunction	1	0.31%	0	13	0	2	4	0.00	1	4.00	2.000000	5.13
735	Alarm system sounded due to malfunction	5	1.54%	0	10.6	0	1	3.4	0.00	0.8	3.94	18.033332	2.52
740	Unintentional transmission of alarm, other	1	0.31%	0	12	0	1	4	0.00	1	2.17	.566666	2.10

CODE	DESCRIPTOR	FREQUENCY	FREQ. PERCENT	EXPs	AVG # SUPPR. PERS	AVG # EMS PERS	AVG # OTHER PERS	AVG # SUPPR. APPR.	AVG # EMS APPR.	AVG # OTHER APPR.	AVERAGE # MAN HOURS	TOTAL MAN HOURS	AVERAGE RESPONSE TIME (min)
743	Smoke detector activation, no fire - unintentional	8	2.46%	0	13.75	0	1	4.38	0.00	1	3.50	15.899996	4.47
745	Alarm system activation, no fire - unintentional	17	5.23%	0	10.76	0	1	3.53	0.00	0.88	2.73	30.149994	4.49
746	Carbon monoxide detector activation, no CO	2	0.62%	0	10.5	0	1.5	3.5	0.00	1	8.80	12.783333	4.72
<b>Totals</b>		<b>325</b>	<b>100%</b>	<b>0</b>	<b>2.55</b>	<b>2.36</b>	<b>0.26</b>	<b>0.82</b>	<b>0.77</b>	<b>0.23</b>	<b>1.65</b>	<b>451.80</b>	<b>3.98</b>
Mutual Aid Given Incidents		<b>26</b>											



# Dalton Fire Department

404 School Street, Dalton, GA 30720

Phone: 706-278-7363

## Response Summary by Station

Report Period: 11/01/23 - 11/30/23 23:59:59

Station	Responses	% Fire	% EMS	Other	Per Day
Station 1	142	10.56	59.86	29.58	4.9
Station 2	62	8.06	58.06	33.87	2.14
Station 3	76	5.26	68.42	26.32	2.62
Station 4	38	7.89	39.47	52.63	1.31
Station 5	33	0	81.82	18.18	1.14

**Total 351**



# Dalton Fire Department

404 School Street, Dalton, GA 30720

Phone: 706-278-7363

## Breakdown by Incident Type

Report Period: 11/1/2023 - 11/30/2023 11:59:59 PM

Incident Type	Incidents	Exposures
311 Medical assist, assist EMS crew	189	0
611 Dispatched & canceled en route	33	0
745 Alarm system activation, no fire - unintentional	17	0
322 Motor vehicle accident with injuries	17	0
324 Motor vehicle accident with no injuries.	9	0
622 No incident found on arrival at dispatch address	9	0
743 Smoke detector activation, no fire - unintentional	8	0
561 Unauthorized burning	6	0
735 Alarm system sounded due to malfunction	5	0
651 Smoke scare, odor of smoke	5	0
111 Building fire	5	0
140 Natural vegetation fire, other	5	0
143 Grass fire	4	0
553 Public service	4	0
151 Outside rubbish, trash or waste fire	3	0
118 Trash or rubbish fire, contained	3	0
142 Brush or brush-and-grass mixture fire	3	0
445 Arcing, shorted electrical equipment	3	0
500 Service Call, other	2	0
522 Water or steam leak	2	0
444 Power line down	2	0
412 Gas leak (natural gas or LPG)	2	0
746 Carbon monoxide detector activation, no CO	2	0
600 Good intent call, other	2	0

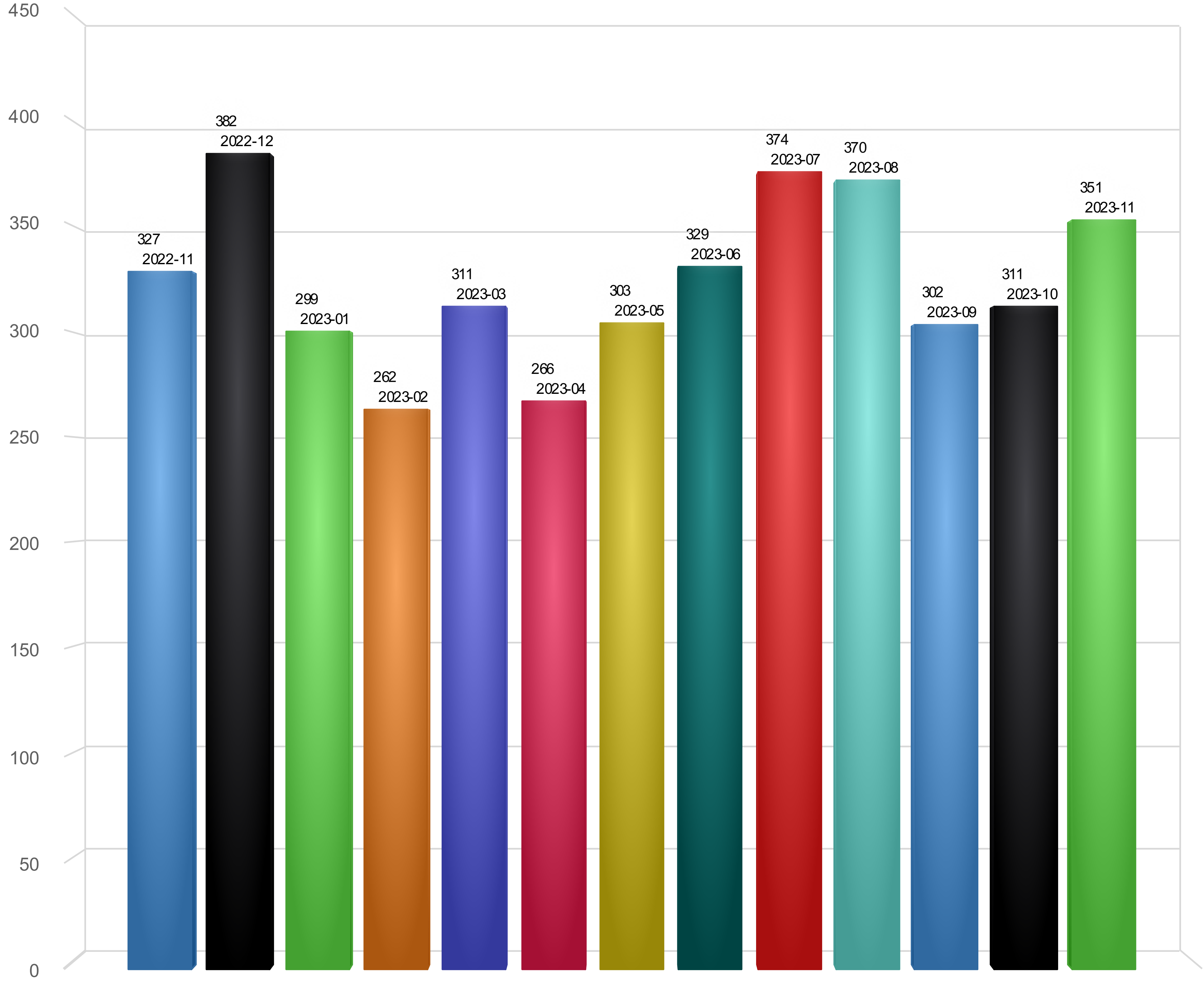
Incident Type	Incidents	Exposures
740 Unintentional transmission of alarm, other	1	0
671 HazMat release investigation w/no HazMat	1	0
721 Bomb scare - no bomb	1	0
731 Sprinkler activation due to malfunction	1	0
413 Oil or other combustible liquid spill	1	0
424 Carbon monoxide incident	1	0
442 Overheated motor	1	0
131 Passenger vehicle fire	1	0
112 Fires in structure other than in a building	1	0
154 Dumpster or other outside trash receptacle fire	1	0
141 Forest, woods or wildland fire	1	0

	Incidents	Exposures
<b>Total</b>	<b>351</b>	<b>0</b>

# Incidents by Months

## 11/01/2022-11/30/2023

- 2022-11
- 2022-12
- 2023-01
- 2023-02
- 2023-03
- 2023-04
- 2023-05
- 2023-06
- 2023-07
- 2023-08
- 2023-09
- 2023-10
- 2023-11



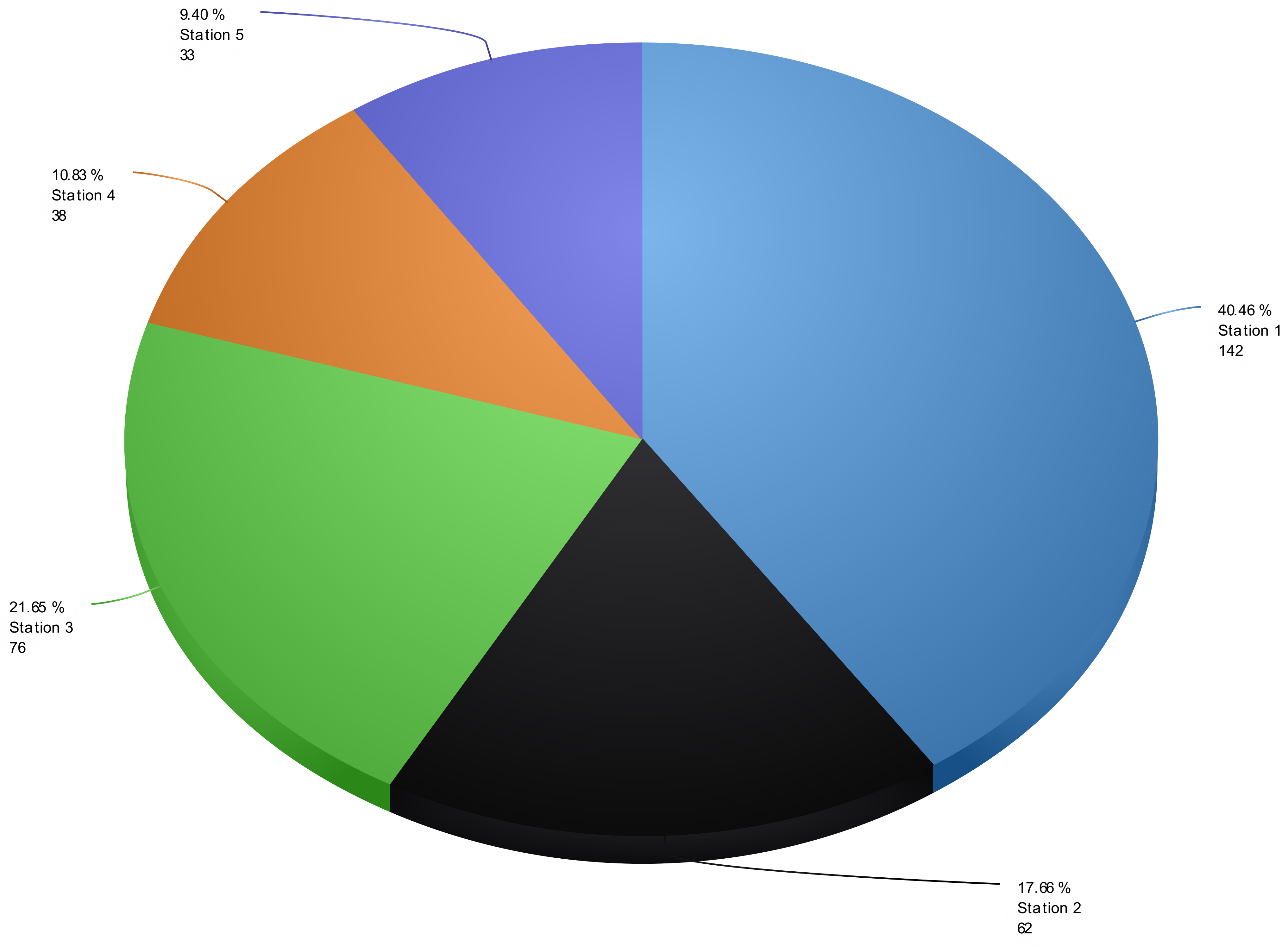
Incident Count

Total of Month: 4,187

# Incidents by Stations

11/01/2023-11/30/2023

- Station 1
- Station 2
- Station 3
- Station 4
- Station 5



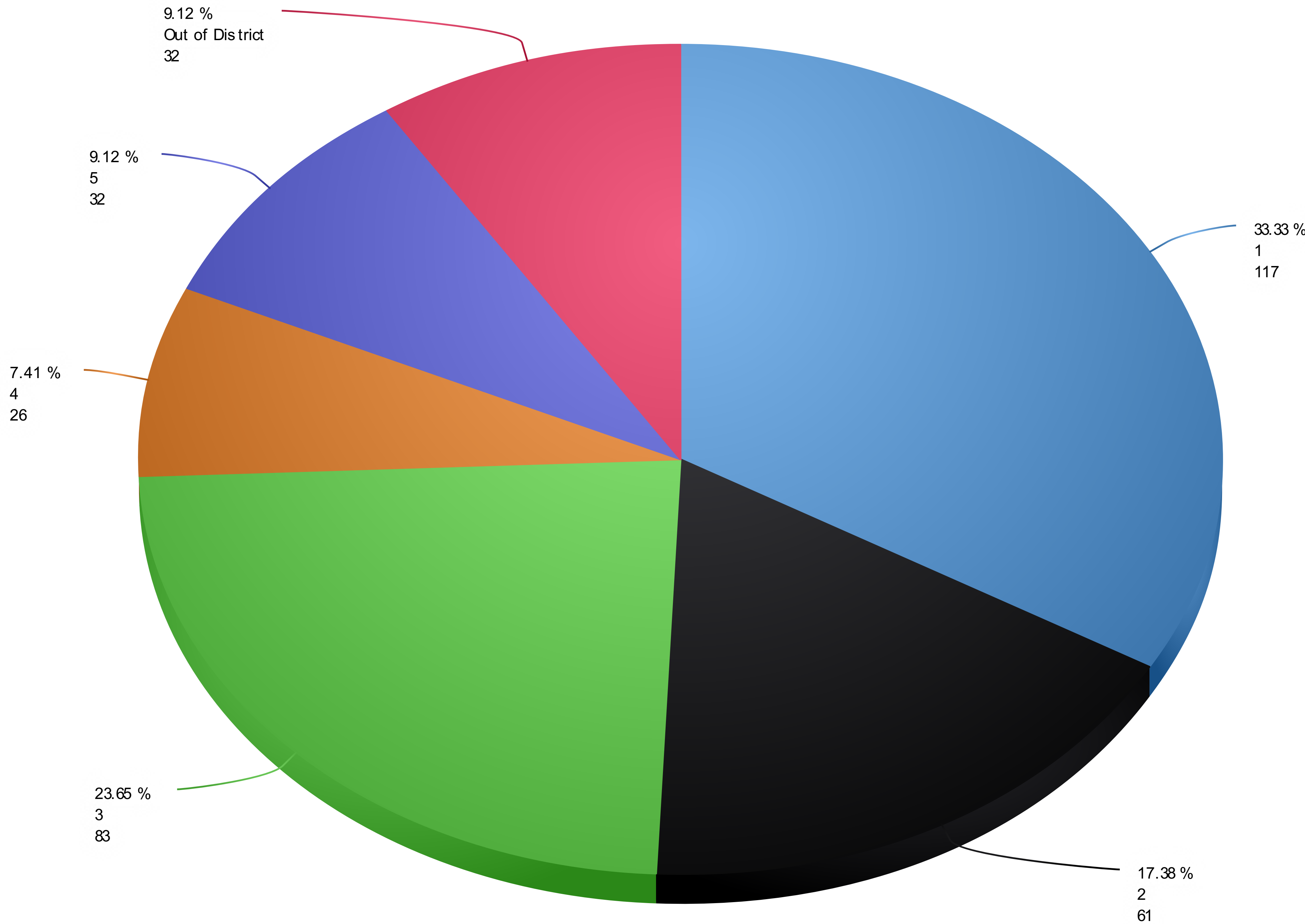
Total of Station: 351



# Incidents by District

11/01/2023-11/30/2023

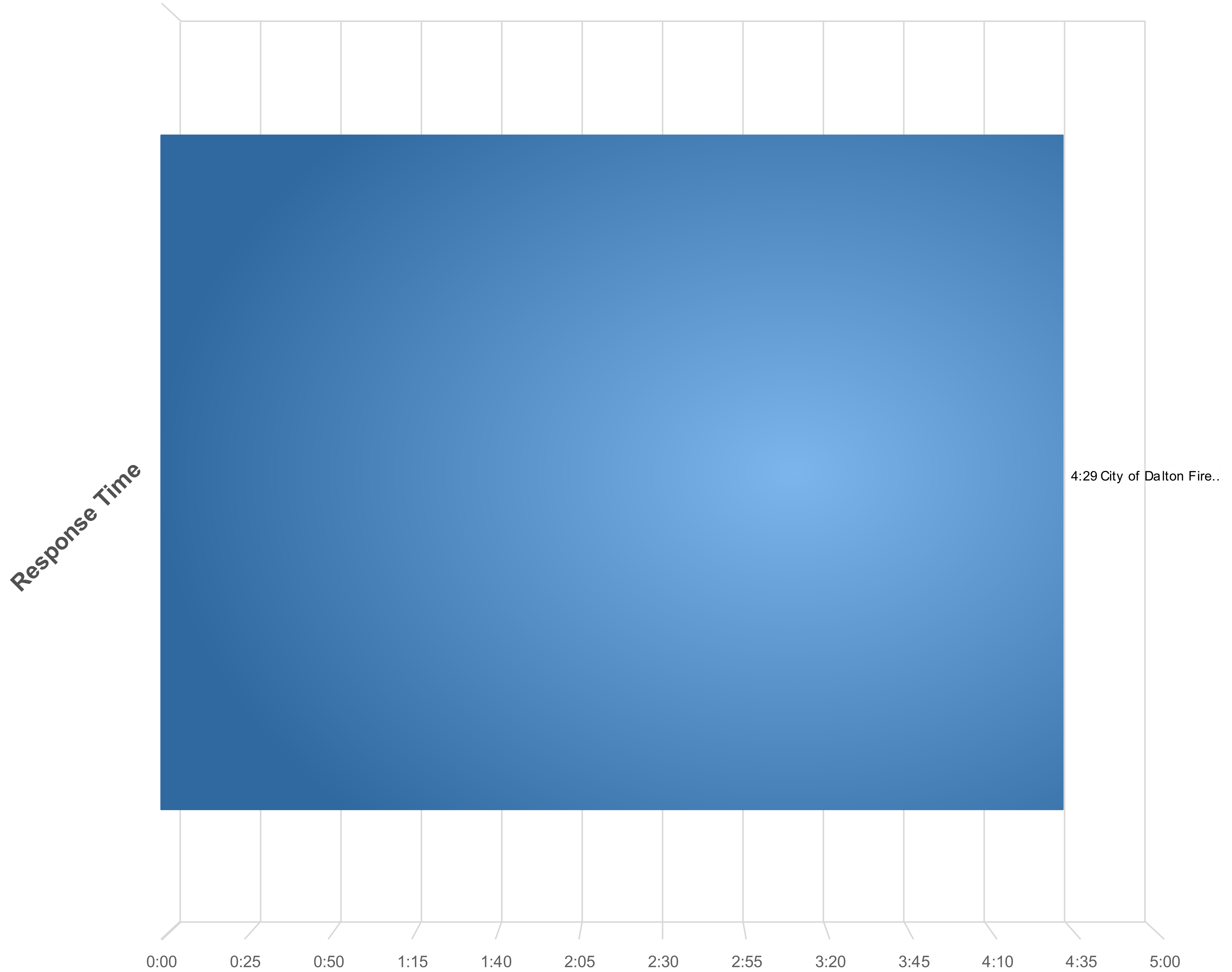
- 1
- 2
- 3
- 4
- 5
- Out of District



Total of District: 351

# Department Average Response Time (Alarm-> First Unit Arrival)

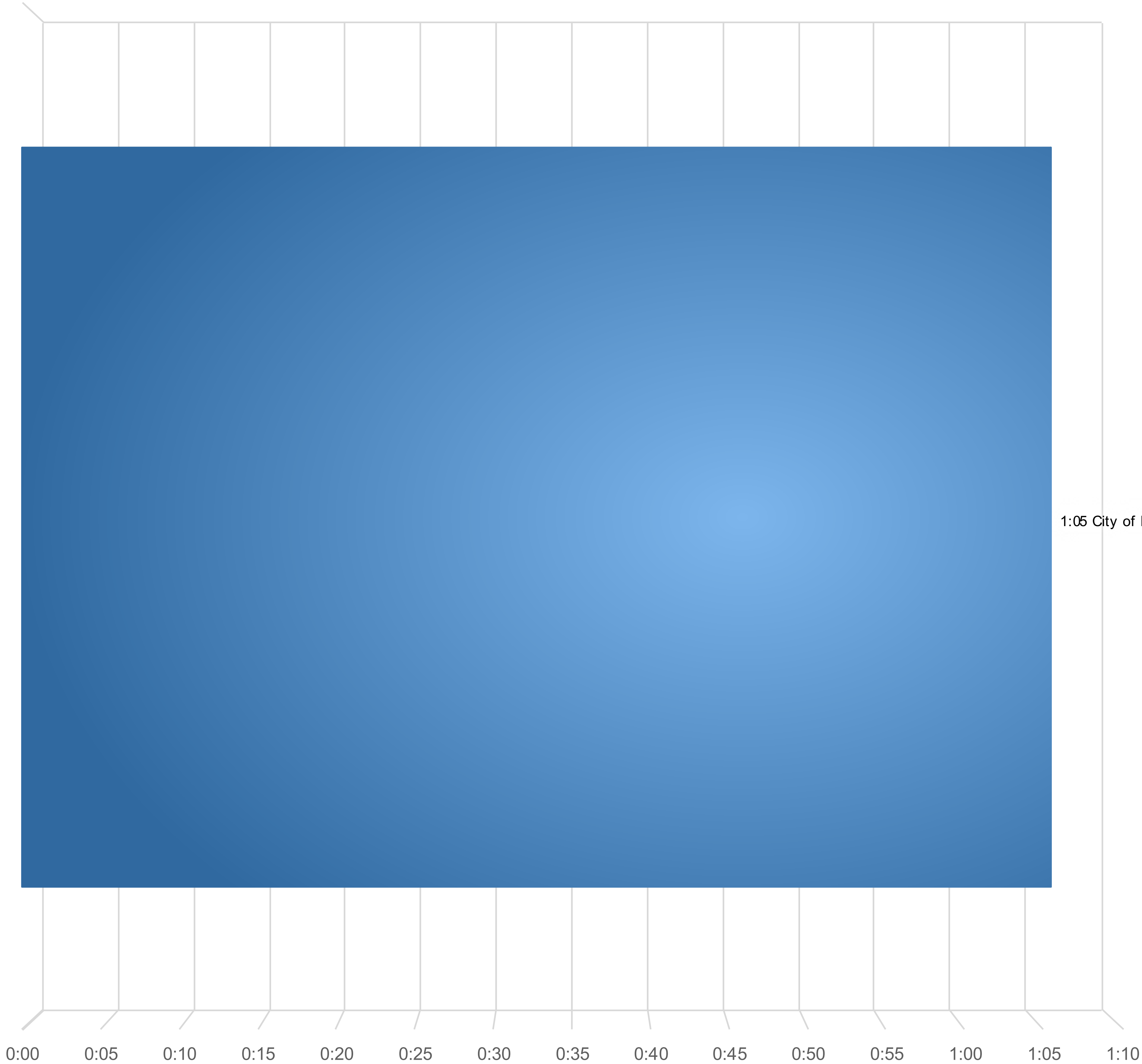
11/01/2023-11/30/2023



# Department Average Turnout Time (Alarm-> First En Route)

11/01/2023-11/30/2023

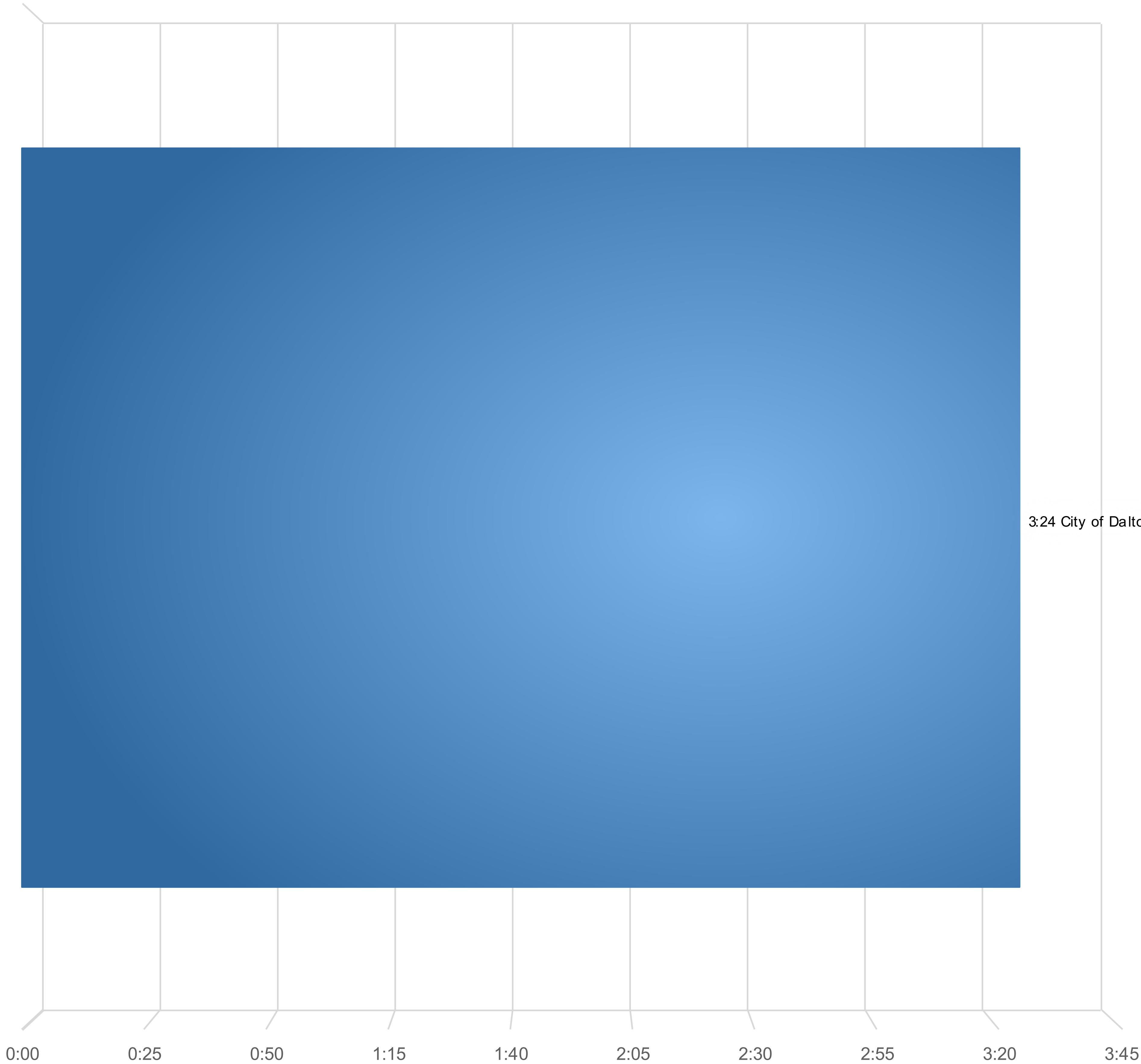
Turnout Time



# Department Average Travel Time (First En Route -> First Unit Arrival)

11/01/2023-11/30/2023

Travel Time

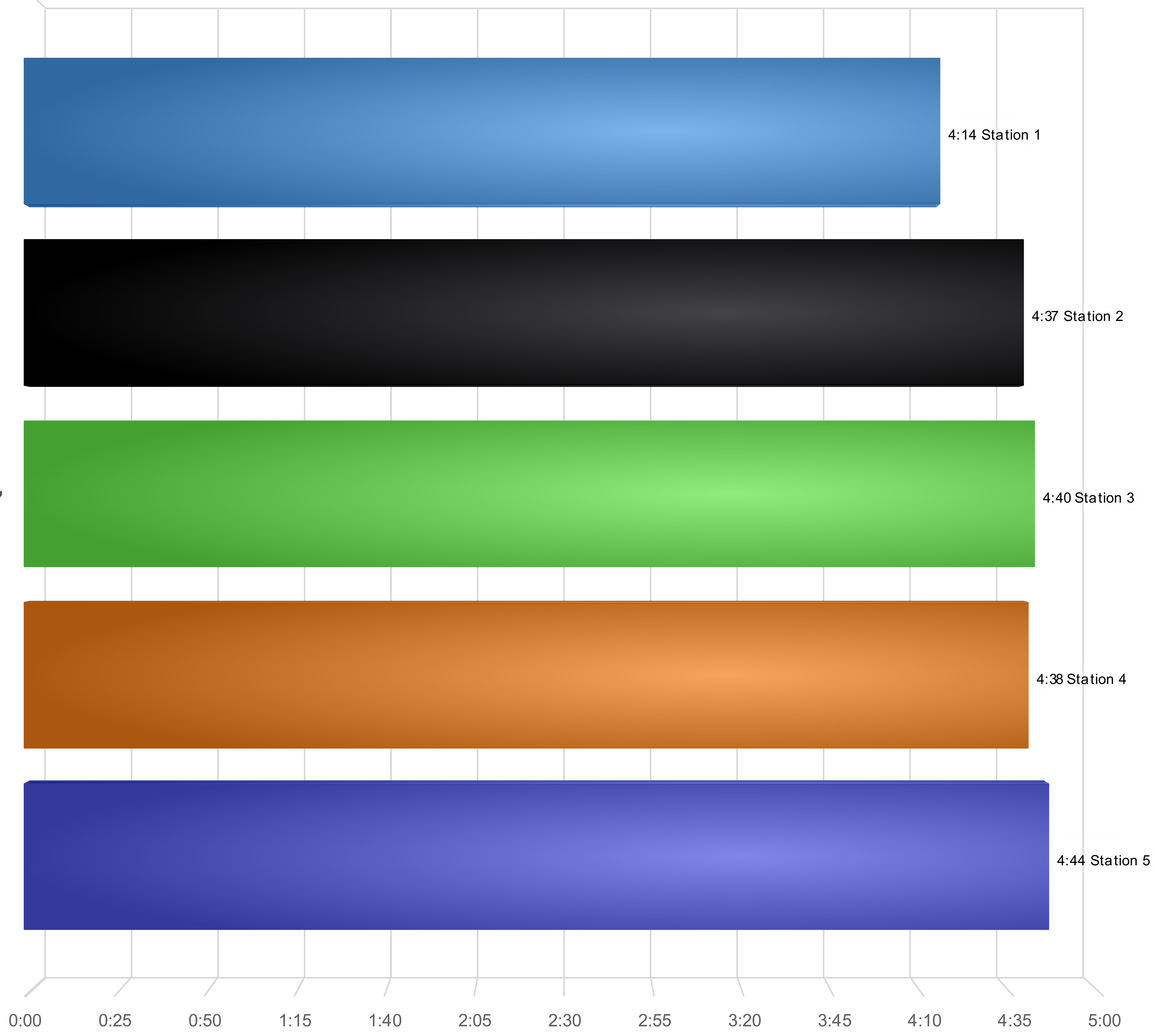


# Average Response Time by Station

11/01/2023-11/30/2023

- Station 1
- Station 2
- Station 3
- Station 4
- Station 5

Response Time



Total of Station: 4:29



# Dalton Fire Department

404 School Street, Dalton, GA 30720

Phone: 706-278-7363

## Staff Hours by Incident Type

Report Period: 11/01/23 - 11/30/23 23:59:59

Incident Type	Hours
311 Medical assist, assist EMS crew	181.22
322 Motor vehicle accident with injuries	58.46
745 Alarm system activation, no fire - unintentional	30.17
111 Building fire	27.32
735 Alarm system sounded due to malfunction	18.04
324 Motor vehicle accident with no injuries.	16.99
743 Smoke detector activation, no fire - unintentional	15.89
412 Gas leak (natural gas or LPG)	14.57
118 Trash or rubbish fire, contained	14.30
622 No incident found on arrival at dispatch address	13.86
746 Carbon monoxide detector activation, no CO	12.78
561 Unauthorized burning	10.09
424 Carbon monoxide incident	9.45
651 Smoke scare, odor of smoke	8.86
721 Bomb scare - no bomb	8.17
445 Arcing, shorted electrical equipment	7.62
611 Dispatched & canceled en route	6.72
442 Overheated motor	4.38
553 Public service	3.97
131 Passenger vehicle fire	3.63
151 Outside rubbish, trash or waste fire	3.50
140 Natural vegetation fire, other	3.05
413 Oil or other combustible liquid spill	2.93
600 Good intent call, other	2.69

<b>Incident Type</b>	<b>Hours</b>
143 Grass fire	2.48
142 Brush or brush-and-grass mixture fire	2.20
141 Forest, woods or wildland fire	2.15
444 Power line down	2.10
731 Sprinkler activation due to malfunction	2.00
112 Fires in structure other than in a building	1.88
671 HazMat release investigation w/no HazMat	1.63
522 Water or steam leak	1.58
500 Service Call, other	1.55
154 Dumpster or other outside trash receptacle fire	0.85
740 Unintentional transmission of alarm, other	0.57

<b>Total</b>	<b>497.65</b>
--------------	---------------





# Dalton Fire Department

404 School Street, Dalton, GA 30720

Phone: 706-278-7363

## Injuries and Property Loss

(Dates: 11/01/23 - 11/30/23 23:59:59)

CODE	DESCRIPTOR	FREQ	FREQ %	EXPs	CIV DTHS	CIV DTHS	CIV INJ	CIV INJS	FF DTHS	FF DTHS	FF INJ	FF INJS	PROP LOSS	PROP LOSS	CONT LOSS	CONT LOSS	TOTAL LOSS	TOTAL LOSS %
111	Building fire	2	0.62%	0	0	0.00%	0	0.00%	0	0.00%	0	0.00%	501	4.70%	0	0.00%	501	4.68%
112	Fires in structure other than in a building	1	0.31%	0	0	0.00%	0	0.00%	0	0.00%	0	0.00%	150	1.41%	50	100.00 %	200	1.87%
118	Trash or rubbish fire, contained	2	0.62%	0	0	0.00%	0	0.00%	0	0.00%	0	0.00%	0	0.00%	0	0.00%	0	0.00%
131	Passenger vehicle fire	1	0.31%	0	0	0.00%	0	0.00%	0	0.00%	0	0.00%	10,000	93.89%	0	0.00%	10,000	93.45%
140	Natural vegetation fire, other	5	1.54%	0	0	0.00%	0	0.00%	0	0.00%	0	0.00%	0	0.00%	0	0.00%	0	0.00%
141	Forest, woods or wildland fire	1	0.31%	0	0	0.00%	0	0.00%	0	0.00%	0	0.00%	0	0.00%	0	0.00%	0	0.00%
142	Brush or brush-and-grass mixture fire	3	0.92%	0	0	0.00%	0	0.00%	0	0.00%	0	0.00%	0	0.00%	0	0.00%	0	0.00%
143	Grass fire	1	0.31%	0	0	0.00%	0	0.00%	0	0.00%	0	0.00%	0	0.00%	0	0.00%	0	0.00%
151	Outside rubbish, trash or waste fire	2	0.62%	0	0	0.00%	0	0.00%	0	0.00%	0	0.00%	0	0.00%	0	0.00%	0	0.00%



CODE	DESCRIPTOR	FREQ	FREQ %	EXPs	CIV DTHS	CIV DTHS	CIV INJ	CIV INJS	FF DTHS	FF DTHS	FF INJ	FF INJS	PROP LOSS	PROP LOSS	CONT LOSS	CONT LOSS	TOTAL LOSS	TOTAL LOSS %
154	Dumpster or other outside trash receptacle fire	1	0.31%	0	0	0.00%	0	0.00%	0	0.00%	0	0.00%	0	0.00%	0	0.00%	0	0.00%
311	Medical assist, assist EMS crew	189	58.15%	0	0	0.00%	0	0.00%	0	0.00%	0	0.00%	0	0.00%	0	0.00%	0	0.00%
322	Motor vehicle accident with injuries	12	3.69%	0	0	0.00%	0	0.00%	0	0.00%	0	0.00%	0	0.00%	0	0.00%	0	0.00%
324	Motor vehicle accident with no injuries.	8	2.46%	0	0	0.00%	0	0.00%	0	0.00%	0	0.00%	0	0.00%	0	0.00%	0	0.00%
412	Gas leak (natural gas or LPG)	2	0.62%	0	0	0.00%	0	0.00%	0	0.00%	0	0.00%	0	0.00%	0	0.00%	0	0.00%
413	Oil or other combustible liquid spill	1	0.31%	0	0	0.00%	0	0.00%	0	0.00%	0	0.00%	0	0.00%	0	0.00%	0	0.00%
424	Carbon monoxide incident	1	0.31%	0	0	0.00%	0	0.00%	0	0.00%	0	0.00%	0	0.00%	0	0.00%	0	0.00%
442	Overheated motor	1	0.31%	0	0	0.00%	0	0.00%	0	0.00%	0	0.00%	0	0.00%	0	0.00%	0	0.00%
444	Power line down	2	0.62%	0	0	0.00%	0	0.00%	0	0.00%	0	0.00%	0	0.00%	0	0.00%	0	0.00%
445	Arcing, shorted electrical equipment	3	0.92%	0	0	0.00%	0	0.00%	0	0.00%	0	0.00%	0	0.00%	0	0.00%	0	0.00%
500	Service Call, other	2	0.62%	0	0	0.00%	0	0.00%	0	0.00%	0	0.00%	0	0.00%	0	0.00%	0	0.00%
522	Water or steam leak	2	0.62%	0	0	0.00%	0	0.00%	0	0.00%	0	0.00%	0	0.00%	0	0.00%	0	0.00%

CODE	DESCRIPTOR	FREQ	FREQ %	EXPs	CIV DTHS	CIV DTHS	CIV INJ	CIV INJS	FF DTHS	FF DTHS	FF INJ	FF INJS	PROP LOSS	PROP LOSS	CONT LOSS	CONT LOSS	TOTAL LOSS	TOTAL LOSS %
553	Public service	4	1.23%	0	0	0.00%	0	0.00%	0	0.00%	0	0.00%	0	0.00%	0	0.00%	0	0.00%
561	Unauthorized burning	4	1.23%	0	0	0.00%	0	0.00%	0	0.00%	0	0.00%	0	0.00%	0	0.00%	0	0.00%
600	Good intent call, other	2	0.62%	0	0	0.00%	0	0.00%	0	0.00%	0	0.00%	0	0.00%	0	0.00%	0	0.00%
611	Dispatched & canceled en route	23	7.08%	0	0	0.00%	0	0.00%	0	0.00%	0	0.00%	0	0.00%	0	0.00%	0	0.00%
622	No incident found on arrival at dispatch address	9	2.77%	0	0	0.00%	0	0.00%	0	0.00%	0	0.00%	0	0.00%	0	0.00%	0	0.00%
651	Smoke scare, odor of smoke	5	1.54%	0	0	0.00%	0	0.00%	0	0.00%	0	0.00%	0	0.00%	0	0.00%	0	0.00%
671	HazMat release investigation w/no HazMat	1	0.31%	0	0	0.00%	0	0.00%	0	0.00%	0	0.00%	0	0.00%	0	0.00%	0	0.00%
721	Bomb scare - no bomb	1	0.31%	0	0	0.00%	0	0.00%	0	0.00%	0	0.00%	0	0.00%	0	0.00%	0	0.00%
731	Sprinkler activation due to malfunction	1	0.31%	0	0	0.00%	0	0.00%	0	0.00%	0	0.00%	0	0.00%	0	0.00%	0	0.00%
735	Alarm system sounded due to malfunction	5	1.54%	0	0	0.00%	0	0.00%	0	0.00%	0	0.00%	0	0.00%	0	0.00%	0	0.00%
740	Unintentional transmission of alarm, other	1	0.31%	0	0	0.00%	0	0.00%	0	0.00%	0	0.00%	0	0.00%	0	0.00%	0	0.00%
743	Smoke detector activation, no fire - unintentional	8	2.46%	0	0	0.00%	0	0.00%	0	0.00%	0	0.00%	0	0.00%	0	0.00%	0	0.00%

CODE	DESCRIPTOR	FREQ	FREQ %	EXPs	CIV DTHS	CIV DTHS	CIV INJ	CIV INJS	FF DTHS	FF DTHS	FF INJ	FF INJS	PROP LOSS	PROP LOSS	CONT LOSS	CONT LOSS	TOTAL LOSS	TOTAL LOSS %
745	Alarm system activation, no fire - unintentional	17	5.23%	0	0	0.00%	0	0.00%	0	0.00%	0	0.00%	0	0.00%	0	0.00%	0	0.00%
746	Carbon monoxide detector activation, no CO	2	0.62%	0	0	0.00%	0	0.00%	0	0.00%	0	0.00%	0	0.00%	0	0.00%	0	0.00%
<b>Totals</b>		325	100%	0	0	100%	0	100%	0	100%	0	100%	10,651	100%	50	100%	10,701	100%
<b>Mutual Aid Given Incidents</b>		26																

# **Training Division Monthly Report**

## **November 2023**

### **Overview**

Monthly training included territory familiarization, core competency check-offs, special operations training, and company level drills chosen by company officers. The department hosted Georgia Smoke Diver Class #63 at the training center. The Training Division coordinated department-wide live burn evolutions at the Keith Street acquired structures. All special operations team members completed NFPA 1006 & 1670 compliant scenario-based evolutions for rope rescue technicians. hosted GSD Class 63. Annual facepiece fit testing was completed for all certified firefighters. Repairs were completed on the interior of the department's live burn training building. Training hours during the month of November totaled 1,829.

### **Outside Schools**

1 special operations team member attended Hazardous Materials Technician at FEMA's Center for Domestic Preparedness in Anniston, Alabama

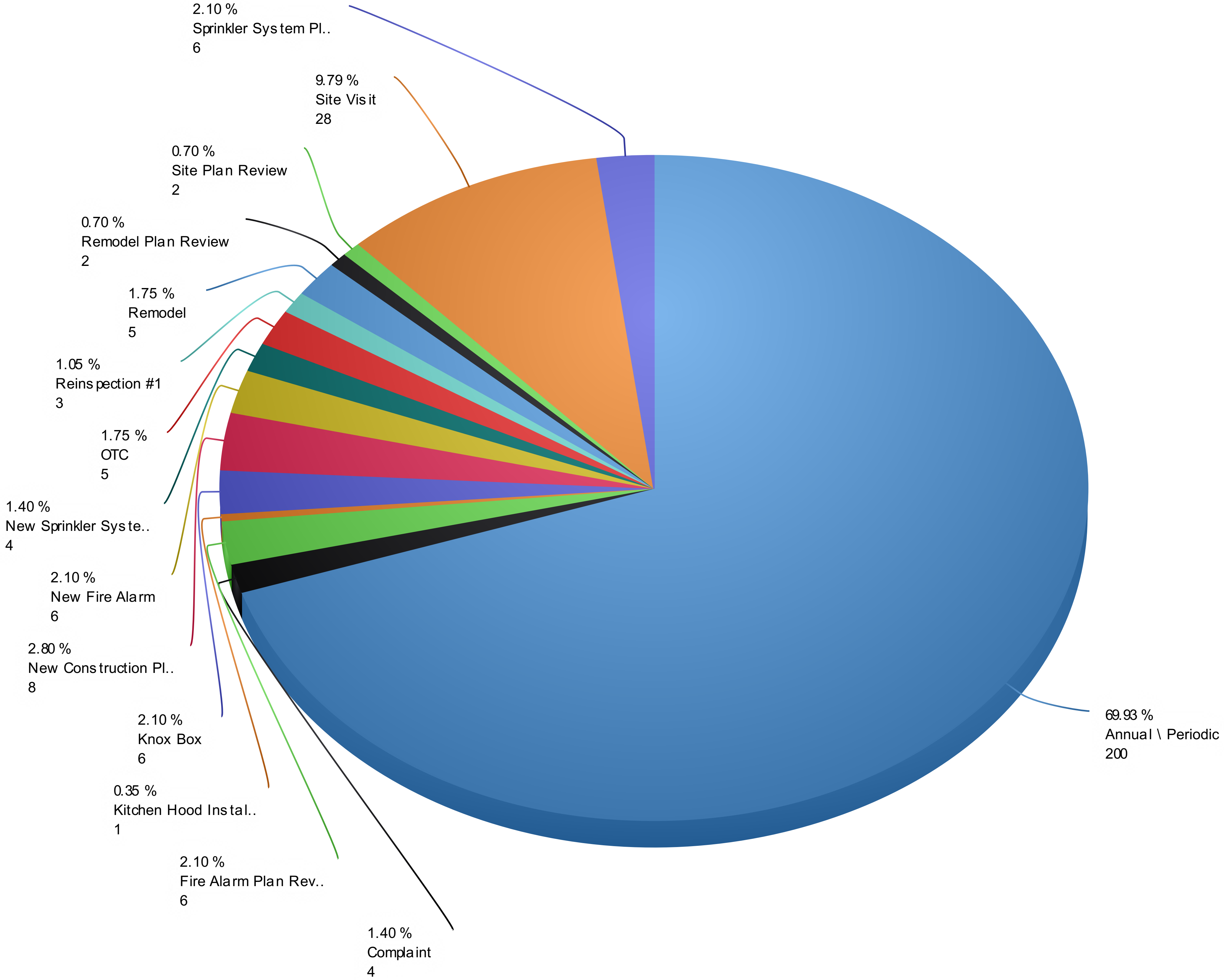
1 firefighter successfully completed Georgia Smoke Diver Class #63

2 firefighters attended FEMA's Sports Venue Evacuation and Protective Actions course presented by Texas Engineering Extension Service and hosted by Whitfield County Emergency Management

# Inspection Visit History by Inspection Type

11/01/2023-11/30/2023

- Annual \ Periodic
- Complaint
- Fire Alarm Plan Review
- Kitchen Hood Installation
- Knox Box
- New Construction Plan Review
- New Fire Alarm
- New Sprinkler System
- OTC
- Reinspection #1
- Remodel
- Remodel Plan Review
- Site Plan Review
- Site Visit
- Sprinkler System Plan Review



Total of Inspection Type: 286