



## How Self-Service Kayak Rentals Work

Kayaks, lifejackets, and paddles are stored in solar-powered “smart lockers” and secured with app-controlled locks.

To rent and access equipment, users just download the rent.fun app, add payment information and sign the digital waiver, and then unlock and rent by scanning a QR code on the smart locker.

In-app tutorials provide water safety instructions and kayaking tips for beginners.


After a paddle on the water, the user returns the items to the same locker where they got it. The rental automatically ends and the user’s credit card is charged for the duration of their rental.



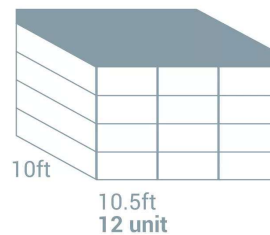
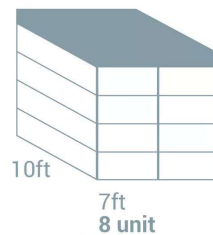
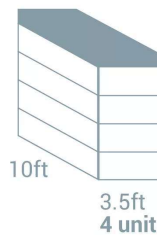


# The Smart Locker

The First Kayak Locker controlled via Smart Phone:



## Size Options







## Example Installations

We can install on any service. A concrete pad is not required.



# The Software

## The Mobile App

Everything that a user needs to rent their favorite equipment - without needing to make reservations, wait in line, or fill out paper forms.



- Rental Instructions and Safety Tips
- Scan QR Code to Lock & Unlock Equipment
- Start & End Rentals
- Accepts Credit Card, Debit Card
- Communicate with Customer Support
- Sign Electronic Waivers
- Get your receipts sent via email
- View Available Units

## The Admin Dashboard

Everything that a park system needs to manage and track the performance of their program.

- Utilization Data
- Revenue Reports
- Customizable Hours of Operation
- Track Maintenance Tickets.

