



Dalton Fire Department

404 School Street, Dalton, GA 30720

Phone: 706-278-7363

Detailed Selected Statistics and Management Activity

By Incident Type

Report Period: 11/01/22 - 11/30/22 23:59:59

CODE	DESCRIPTOR	FREQUENCY	FREQ. PERCENT	EXPs	AVG # SUPPR. PERS	AVG # EMS PERS	AVG # OTHER PERS	AVG # SUPPR. APPR.	AVG # EMS APPR.	AVG # OTHER APPR.	AVERAGE # MAN HOURS	TOTAL MAN HOURS	AVERAGE RESPONSE TIME (min)
111	Building fire	1	0.33%	0	15	0	1	5	0.00	1	15.20	10.933333	5.17
112	Fires in structure other than in a building	1	0.33%	0	9	0	1	3	0.00	1	21.67	12.250000	4.33
117	Commercial Compactor fire, confined to rubbish	1	0.33%	0	6	0	0	2	0.00	0	58.10	12.750000	4.98
118	Trash or rubbish fire, contained	2	0.65%	0	9	0	0.5	3	0.00	0.5	7.68	5.850000	5.84
131	Passenger vehicle fire	1	0.33%	0	15	0	1	5	0.00	1	13.60	7.183333	3.80
142	Brush or brush-and-grass mixture fire	2	0.65%	0	9.5	0	1	3	0.00	0.5	9.71	12.349999	6.10
143	Grass fire	1	0.33%	0	3	0	0	1	0.00	0	1.00	1.000000	4.80
151	Outside rubbish, trash or waste fire	2	0.65%	0	7.5	0	0	2.5	0.00	0	3.12	6.300000	1.93
251	Excessive heat, scorch burns with no ignition	3	0.98%	0	14.67	0	1	5	0.00	1	11.31	29.233332	3.09
311	Medical assist, assist EMS crew	202	65.80%	0	0	3.01	0	0	1.00	0	0.91	182.633330	4.70
322	Motor vehicle accident with injuries	16	5.21%	0	0.38	5.56	0.19	0.13	1.88	0.13	4.68	49.383331	3.59
323	Motor vehicle/pedestrian accident (MV Ped)	1	0.33%	0	0	6	1	0	2.00	1	11.90	11.833333	3.02
324	Motor vehicle accident with no injuries.	3	0.98%	0	1.33	4	1	0.33	1.33	0.33	3.03	6.966666	4.26

CODE	DESCRIPTOR	FREQUENCY	FREQ. PERCENT	EXPS	AVG # SUPPR. PERS	AVG # EMS PERS	AVG # OTHER PERS	AVG # SUPPR. APPR.	AVG # EMS APPR.	AVG # OTHER APPR.	AVERAGE # MAN HOURS	TOTAL MAN HOURS	AVERAGE RESPONSE TIME (min)
331	Lock-in (if lock out , use 511)	1	0.33%	0	0	3	0	0	1.00	0	0.15	.150000	0.00
424	Carbon monoxide incident	2	0.65%	0	4	0	1	1.5	0.00	0.5	2.21	3.333333	1.91
441	Heat from short circuit (wiring), defective/worn	1	0.33%	0	15	0	1	5	0.00	1	5.87	3.766666	4.77
444	Power line down	1	0.33%	0	6	0	0	2	0.00	0	0.80	.700000	5.43
461	Building or structure weakened or collapsed	2	0.65%	0	3	0	0.5	1	0.00	0.5	0.58	1.216666	6.32
500	Service Call, other	2	0.65%	0	3	0	0	1	0.00	0	0.80	1.600000	3.59
561	Unauthorized burning	4	1.30%	0	9	0	1.25	3	0.00	0.5	2.09	7.066666	4.55
611	Dispatched & canceled en route	18	5.86%	0	3.33	2.11	0.28	1.11	0.72	0.28	0.33	5.399998	0.00
622	No incident found on arrival at dispatch address	4	1.30%	0	7.25	2	1	2.5	0.75	0.75	2.73	12.099998	3.44
631	Authorized controlled burning	1	0.33%	0	3	0	0	1	0.00	0	2.30	2.300000	3.30
651	Smoke scare, odor of smoke	5	1.63%	0	7.4	0	0.8	2.4	0.00	0.4	1.61	6.466666	5.04
653	Smoke from barbecue, tar kettle	1	0.33%	0	15	0	2	5	0.00	1	1.42	1.166666	2.70
671	HazMat release investigation w/no HazMat	1	0.33%	0	15	0	1	5	0.00	1	5.33	4.133333	2.95
711	Municipal alarm system, malicious false alarm	1	0.33%	0	12	0	1	4	0.00	1	3.03	2.583333	1.10
730	System malfunction, other	2	0.65%	0	9	0	1.5	3	0.00	1	3.76	5.516666	7.10
731	Sprinkler activation due to malfunction	1	0.33%	0	11	0	1	4	0.00	1	3.20	2.966666	1.85
733	Smoke detector activation due to malfunction	1	0.33%	0	12	0	1	4	0.00	1	2.38	2.383333	5.12
735	Alarm system sounded due to malfunction	4	1.30%	0	12.75	0	1.5	4.25	0.00	1	5.70	16.466665	5.05
743	Smoke detector activation, no fire - unintentional	7	2.28%	0	10.43	0	3.14	3.43	0.00	1.57	3.04	14.549995	3.99

CODE	DESCRIPTOR	FREQUENCY	FREQ. PERCENT	EXPs	AVG # SUPPR. PERS	AVG # EMS PERS	AVG # OTHER PERS	AVG # SUPPR. APPR.	AVG # EMS APPR.	AVG # OTHER APPR.	AVERAGE # MAN HOURS	TOTAL MAN HOURS	AVERAGE RESPONSE TIME (min)
744	Detector activation, no fire - unintentional	1	0.33%	0	10	0	1	4	0.00	1	0.92	.916665	2.48
745	Alarm system activation, no fire - unintentional	10	3.26%	0	11.6	0	1	4	0.00	0.8	5.98	34.699996	4.10
911	Citizen complaint	1	0.33%	0	3	0	0	1	0.00	0	0.90	.900000	9.63
Totals		307	100%	0	2.27	2.49	0.28	0.76	0.83	0.19	2.09	479.05	4.25
Mutual Aid Given Incidents		16											



Dalton Fire Department

404 School Street, Dalton, GA 30720

Phone: 706-278-7363

Response Summary by Station

Report Period: 11/01/22 - 11/30/22 23:59:59

Station	Responses	% Fire	% EMS	Other	Per Day
Station 1	128	1.56	68.75	29.69	4.41
Station 2	55	7.27	70.91	21.82	1.9
Station 3	81	6.17	69.14	24.69	2.79
Station 4	31	6.45	58.06	35.48	1.07
Station 5	32	3.13	84.38	12.5	1.1

Total 327



Dalton Fire Department

404 School Street, Dalton, GA 30720

Phone: 706-278-7363

Breakdown by Incident Type

Report Period: 11/01/22 - 11/30/22 23:59:59

Incident Type	Incidents	Exposures
311 Medical assist, assist EMS crew	202	0
611 Dispatched & canceled en route	24	0
322 Motor vehicle accident with injuries	17	0
745 Alarm system activation, no fire - unintentional	10	0
743 Smoke detector activation, no fire - unintentional	8	0
324 Motor vehicle accident with no injuries.	7	0
651 Smoke scare, odor of smoke	6	0
622 No incident found on arrival at dispatch address	5	0
561 Unauthorized burning	4	0
735 Alarm system sounded due to malfunction	4	0
424 Carbon monoxide incident	3	0
251 Excessive heat, scorch burns with no ignition	3	0
142 Brush or brush-and-grass mixture fire	3	0
118 Trash or rubbish fire, contained	2	0
151 Outside rubbish, trash or waste fire	2	0
730 System malfunction, other	2	0
461 Building or structure weakened or collapsed	2	0
500 Service Call, other	2	0
631 Authorized controlled burning	1	0
652 Steam, vapor, fog or dust thought to be smoke	1	0
653 Smoke from barbecue, tar kettle	1	0
671 HazMat release investigation w/no HazMat	1	0
711 Municipal alarm system, malicious false alarm	1	0
731 Sprinkler activation due to malfunction	1	0

12/02/22 07:29:39

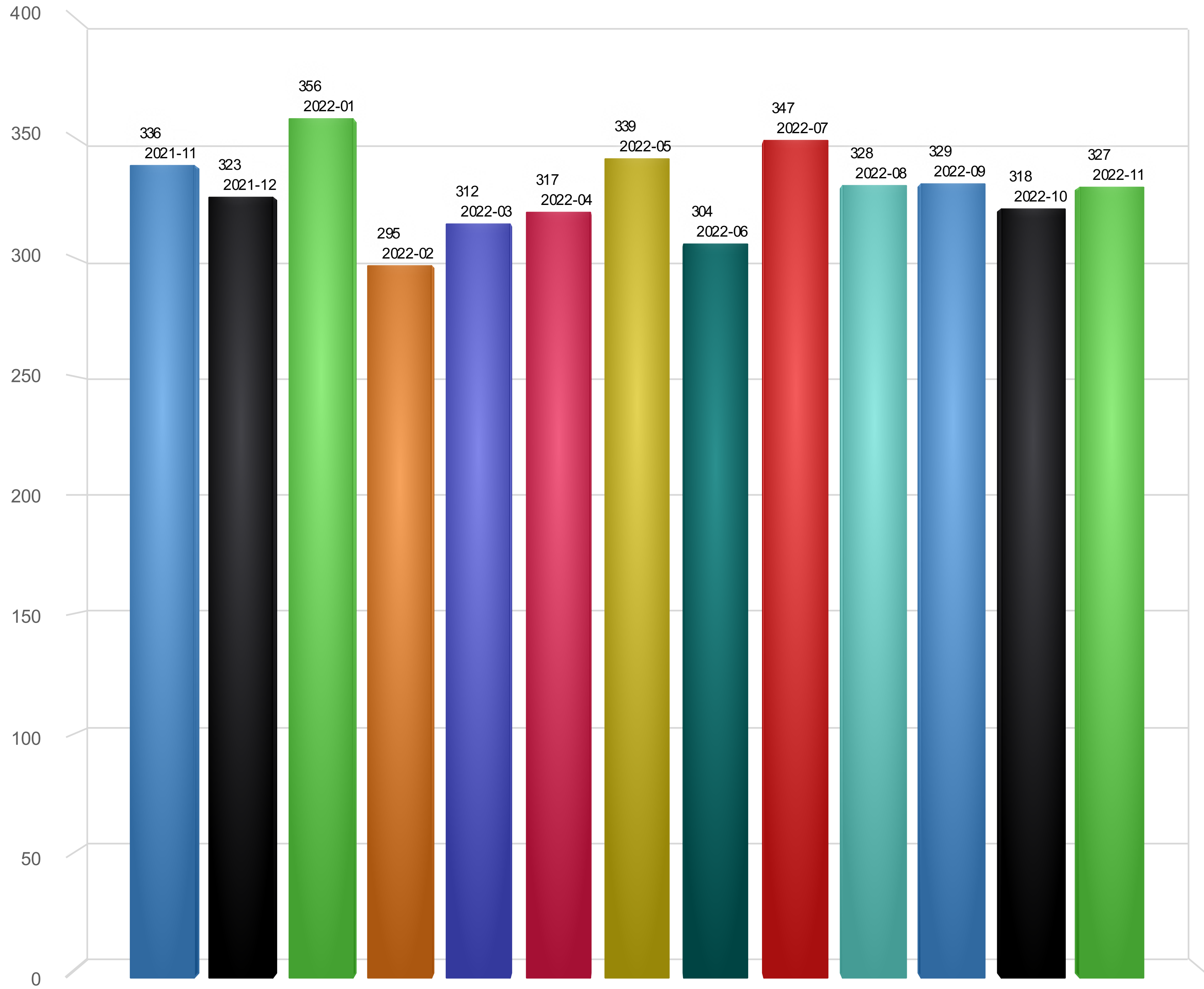
Incident Type	Incidents	Exposures
733 Smoke detector activation due to malfunction	1	0
744 Detector activation, no fire - unintentional	1	0
911 Citizen complaint	1	0
323 Motor vehicle/pedestrian accident (MV Ped)	1	0
441 Heat from short circuit (wiring), defective/worn	1	0
444 Power line down	1	0
331 Lock-in (if lock out , use 511)	1	0
413 Oil or other combustible liquid spill	1	0
131 Passenger vehicle fire	1	0
132 Road freight or transport vehicle fire	1	0
140 Natural vegetation fire, other	1	0
143 Grass fire	1	0
111 Building fire	1	0
112 Fires in structure other than in a building	1	0
117 Commercial Compactor fire, confined to rubbish	1	0

	Incidents	Exposures
Total	327	0

Incidents by Months

11/01/2021-11/30/2022

2021-11
2021-12
2022-01
2022-02
2022-03
2022-04
2022-05
2022-06
2022-07
2022-08
2022-09
2022-10
2022-11



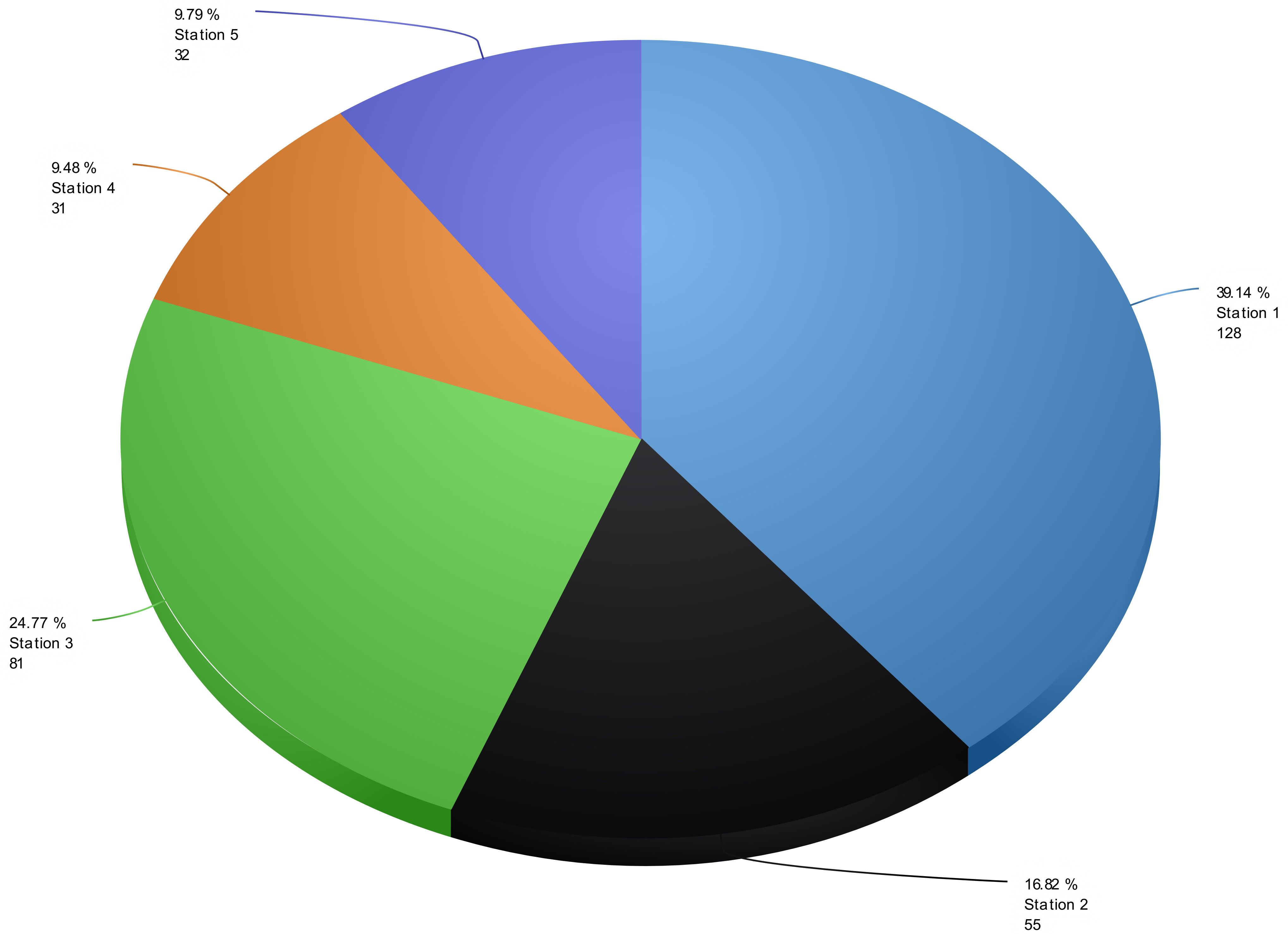
Incident Count

Total of Month: 4,231

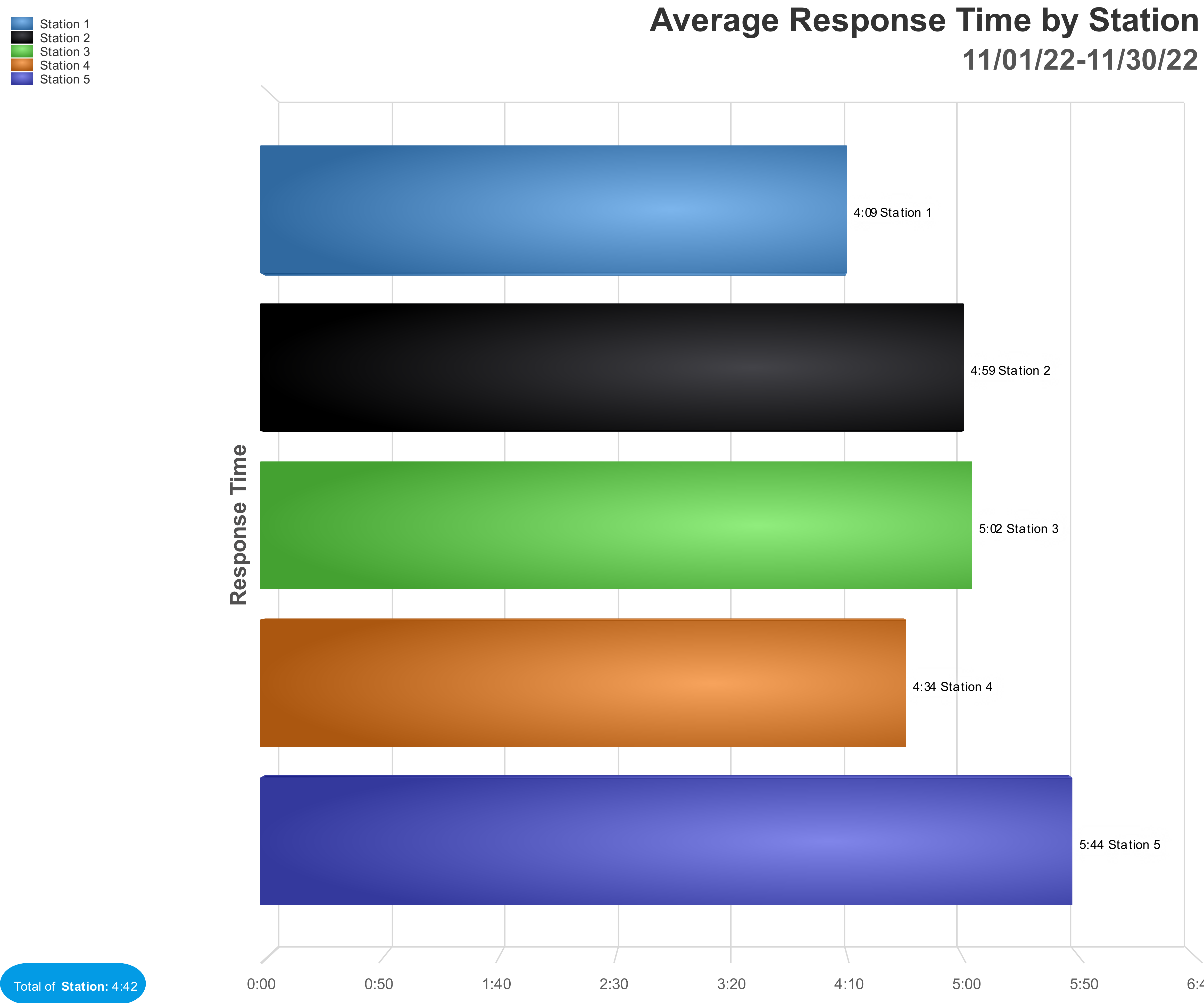
- Station 1
- Station 2
- Station 3
- Station 4
- Station 5

Incidents by Stations

11/01/2022-11/30/2022

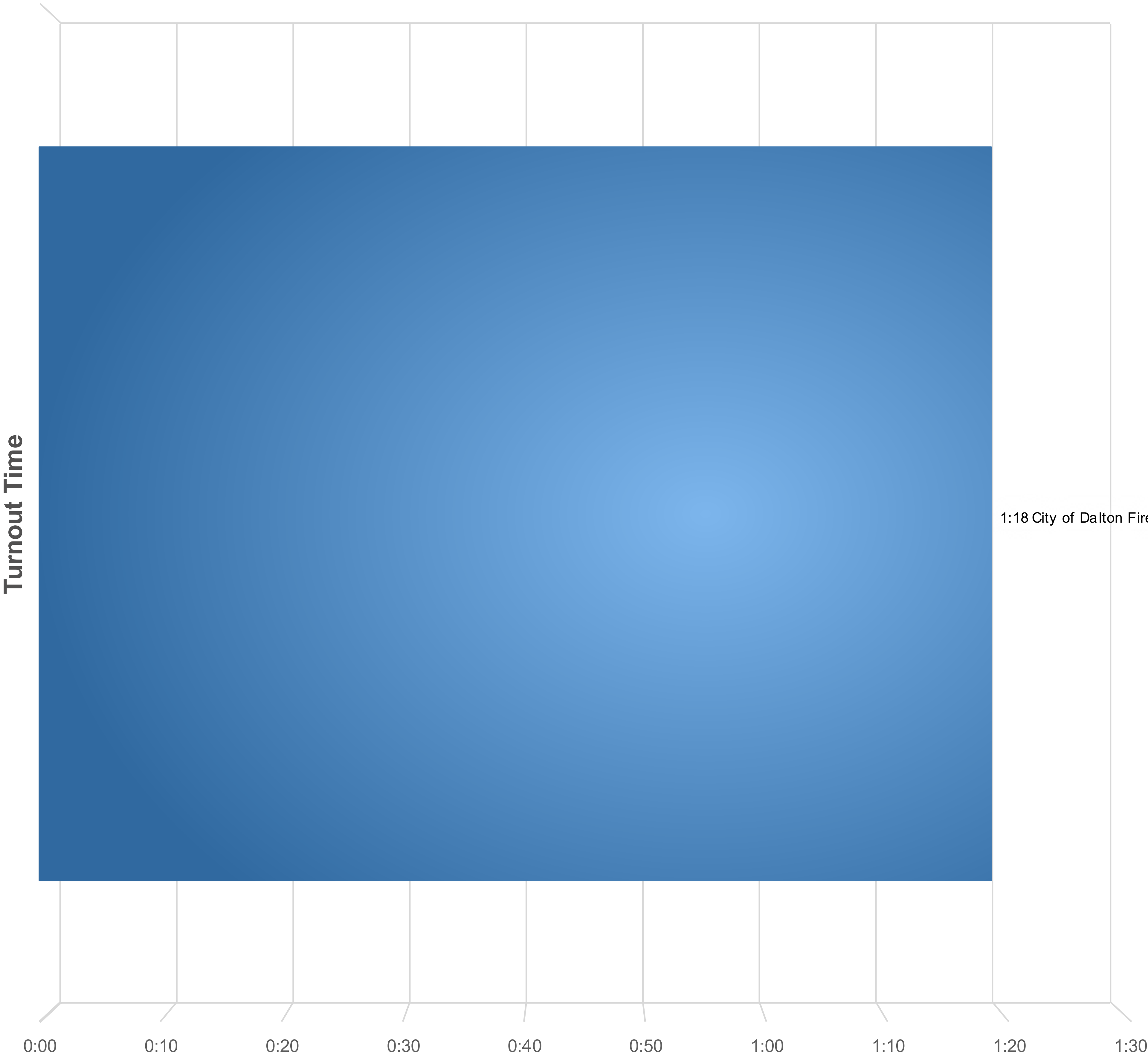


Total of Station: 327



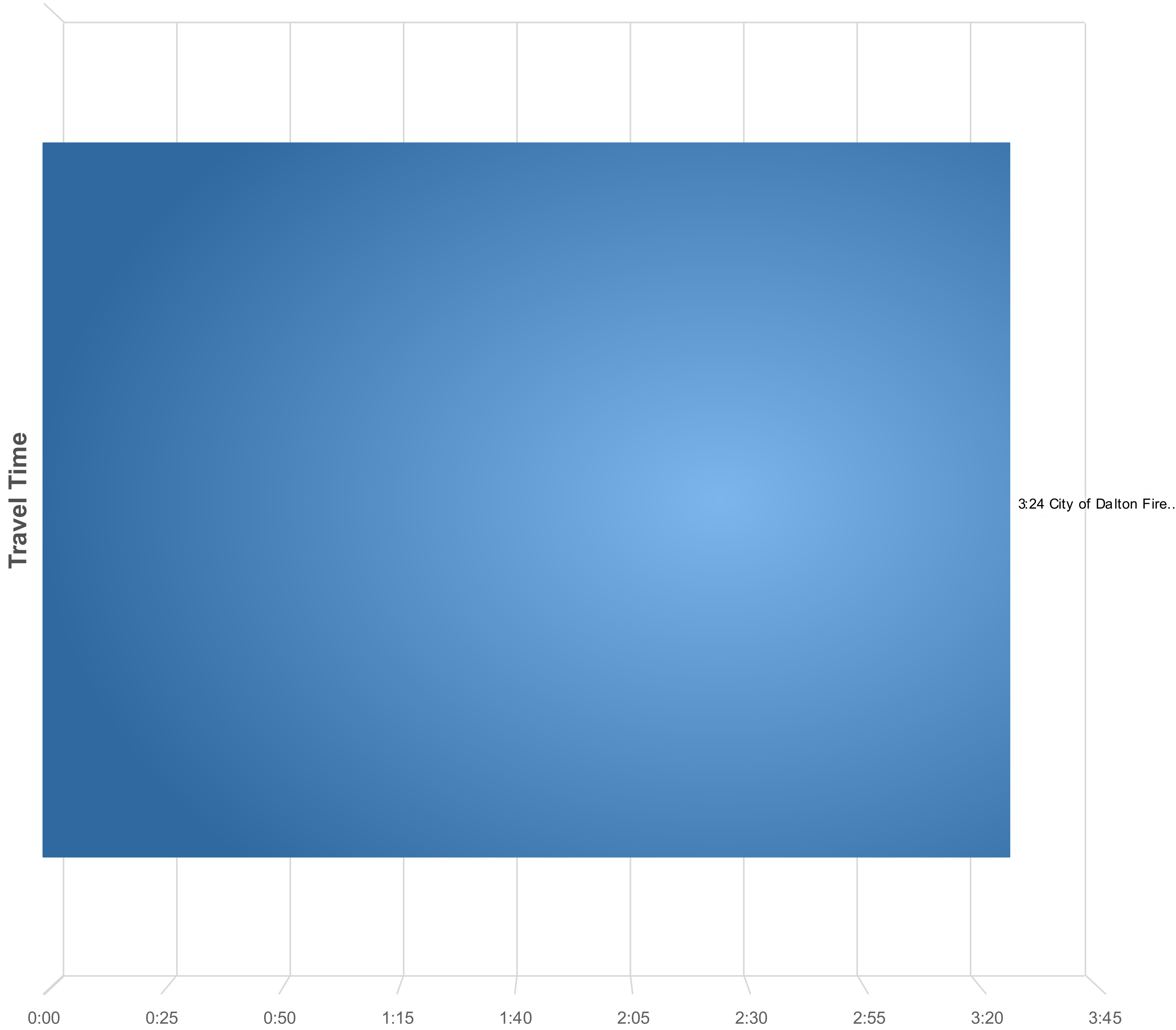
Department Average Turnout Time (Alarm-> First En Route)

11/01/22-11/30/22



Department Average Travel Time (First En Route -> First Unit Arrival)

11/01/22-11/30/22





Dalton Fire Department

404 School Street, Dalton, GA 30720

Phone: 706-278-7363

Staff Hours by Incident Type

Report Period: 11/01/22 - 11/30/22 23:59:59

Incident Type	Hours
311 Medical assist, assist EMS crew	182.64
322 Motor vehicle accident with injuries	51.29
745 Alarm system activation, no fire - unintentional	34.70
251 Excessive heat, scorch burns with no ignition	29.23
324 Motor vehicle accident with no injuries.	17.17
735 Alarm system sounded due to malfunction	16.47
743 Smoke detector activation, no fire - unintentional	14.99
622 No incident found on arrival at dispatch address	13.60
142 Brush or brush-and-grass mixture fire	13.10
117 Commercial Compactor fire, confined to rubbish	12.75
112 Fires in structure other than in a building	12.25
323 Motor vehicle/pedestrian accident (MV Ped)	11.83
111 Building fire	10.93
611 Dispatched & canceled en route	7.71
131 Passenger vehicle fire	7.18
561 Unauthorized burning	7.07
651 Smoke scare, odor of smoke	7.01
151 Outside rubbish, trash or waste fire	6.30
118 Trash or rubbish fire, contained	5.85
730 System malfunction, other	5.51
424 Carbon monoxide incident	4.78
671 HazMat release investigation w/no HazMat	4.13
441 Heat from short circuit (wiring), defective/worn	3.77
132 Road freight or transport vehicle fire	3.13

Incident Type	Hours
731 Sprinkler activation due to malfunction	2.97
711 Municipal alarm system, malicious false alarm	2.58
733 Smoke detector activation due to malfunction	2.38
413 Oil or other combustible liquid spill	2.33
631 Authorized controlled burning	2.30
500 Service Call, other	1.60
461 Building or structure weakened or collapsed	1.22
653 Smoke from barbecue, tar kettle	1.17
140 Natural vegetation fire, other	1.00
143 Grass fire	1.00
744 Detector activation, no fire - unintentional	0.92
911 Citizen complaint	0.90
444 Power line down	0.70
652 Steam, vapor, fog or dust thought to be smoke	0.50
331 Lock-in (if lock out , use 511)	0.15

Total	505.11
--------------	---------------



Dalton Fire Department

404 School Street, Dalton, GA 30720

Phone: 706-278-7363

Injuries and Property Los

(Dates: 11/01/22 - 11/30/22 23:59:59)

CODE	DESCRIPTOR	FREQ	FREQ %	EXPs	CIV DTHS	CIV DTHS	CIV INJ	CIV INJS	FF DTHS	FF DTHS	FF INJ	FF INJS	PROP LOSS	PROP LOSS	CONT LOSS	CONT LOSS	TOTAL LOSS	TOTAL LOSS %
111	Building fire	1	0.33%	0	0	0.00%	0	0.00%	0	0.00%	0	0.00%	5,000	40.98%	15,000	96.46%	20,000	72.07%
112	Fires in structure other than in a building	1	0.33%	0	0	0.00%	0	0.00%	0	0.00%	0	0.00%	100	0.82%	50	0.32%	150	0.54%
117	Commercial Compactor fire, confined to rubbish	1	0.33%	0	0	0.00%	0	0.00%	0	0.00%	0	0.00%	0	0.00%	0	0.00%	0	0.00%
118	Trash or rubbish fire, contained	2	0.65%	0	0	0.00%	0	0.00%	0	0.00%	0	0.00%	0	0.00%	0	0.00%	0	0.00%
131	Passenger vehicle fire	1	0.33%	0	0	0.00%	0	0.00%	0	0.00%	0	0.00%	7,000	57.38%	500	3.22%	7,500	27.03%
132	Road freight or transport vehicle fire	0	0.00%	0	0	0.00%	0	0.00%	0	0.00%	0	0.00%	0	0.00%	0	0.00%	0	0.00%
140	Natural vegetation fire, other	0	0.00%	0	0	0.00%	0	0.00%	0	0.00%	0	0.00%	0	0.00%	0	0.00%	0	0.00%
142	Brush or brush-and-grass mixture fire	2	0.65%	0	0	0.00%	0	0.00%	0	0.00%	0	0.00%	100	0.82%	0	0.00%	100	0.36%
143	Grass fire	1	0.33%	0	0	0.00%	0	0.00%	0	0.00%	0	0.00%	0	0.00%	0	0.00%	0	0.00%

CODE	DESCRIPTOR	FREQ	FREQ %	EXPs	CIV DTHS	CIV DTHS	CIV INJ	CIV INJS	FF DTHS	FF DTHS	FF INJ	FF INJS	PROP LOSS	PROP LOSS	CONT LOSS	CONT LOSS	TOTAL LOSS	TOTAL LOSS %
151	Outside rubbish, trash or waste fire	2	0.65%	0	0	0.00%	0	0.00%	0	0.00%	0	0.00%	0	0.00%	0	0.00%	0	0.00%
251	Excessive heat, scorch burns with no ignition	3	0.98%	0	0	0.00%	0	0.00%	0	0.00%	0	0.00%	0	0.00%	0	0.00%	0	0.00%
311	Medical assist, assist EMS crew	202	65.80%	0	0	0.00%	0	0.00%	0	0.00%	0	0.00%	0	0.00%	0	0.00%	0	0.00%
322	Motor vehicle accident with injuries	16	5.21%	0	0	0.00%	0	0.00%	0	0.00%	0	0.00%	0	0.00%	0	0.00%	0	0.00%
323	Motor vehicle/pedestrian accident (MV Ped)	1	0.33%	0	0	0.00%	0	0.00%	0	0.00%	0	0.00%	0	0.00%	0	0.00%	0	0.00%
324	Motor vehicle accident with no injuries.	3	0.98%	0	0	0.00%	0	0.00%	0	0.00%	0	0.00%	0	0.00%	0	0.00%	0	0.00%
331	Lock-in (if lock out , use 511)	1	0.33%	0	0	0.00%	0	0.00%	0	0.00%	0	0.00%	0	0.00%	0	0.00%	0	0.00%
413	Oil or other combustible liquid spill	0	0.00%	0	0	0.00%	0	0.00%	0	0.00%	0	0.00%	0	0.00%	0	0.00%	0	0.00%
424	Carbon monoxide incident	2	0.65%	0	0	0.00%	0	0.00%	0	0.00%	0	0.00%	0	0.00%	0	0.00%	0	0.00%
441	Heat from short circuit (wiring), defective/worn	1	0.33%	0	0	0.00%	0	0.00%	0	0.00%	0	0.00%	0	0.00%	0	0.00%	0	0.00%
444	Power line down	1	0.33%	0	0	0.00%	0	0.00%	0	0.00%	0	0.00%	0	0.00%	0	0.00%	0	0.00%
461	Building or structure weakened or collapsed	2	0.65%	0	0	0.00%	0	0.00%	0	0.00%	0	0.00%	0	0.00%	0	0.00%	0	0.00%

CODE	DESCRIPTOR	FREQ	FREQ %	EXPs	CIV DTHS	CIV DTHS	CIV INJ	CIV INJS	FF DTHS	FF DTHS	FF INJ	FF INJS	PROP LOSS	PROP LOSS	CONT LOSS	CONT LOSS	TOTAL LOSS	TOTAL LOSS %
500	Service Call, other	2	0.65%	0	0	0.00%	0	0.00%	0	0.00%	0	0.00%	0	0.00%	0	0.00%	0	0.00%
561	Unauthorized burning	4	1.30%	0	0	0.00%	0	0.00%	0	0.00%	0	0.00%	0	0.00%	0	0.00%	0	0.00%
611	Dispatched & canceled en route	18	5.86%	0	0	0.00%	0	0.00%	0	0.00%	0	0.00%	0	0.00%	0	0.00%	0	0.00%
622	No incident found on arrival at dispatch address	4	1.30%	0	0	0.00%	0	0.00%	0	0.00%	0	0.00%	0	0.00%	0	0.00%	0	0.00%
631	Authorized controlled burning	1	0.33%	0	0	0.00%	0	0.00%	0	0.00%	0	0.00%	0	0.00%	0	0.00%	0	0.00%
651	Smoke scare, odor of smoke	5	1.63%	0	0	0.00%	0	0.00%	0	0.00%	0	0.00%	0	0.00%	0	0.00%	0	0.00%
652	Steam, vapor, fog or dust thought to be smoke	0	0.00%	0	0	0.00%	0	0.00%	0	0.00%	0	0.00%	0	0.00%	0	0.00%	0	0.00%
653	Smoke from barbecue, tar kettle	1	0.33%	0	0	0.00%	0	0.00%	0	0.00%	0	0.00%	0	0.00%	0	0.00%	0	0.00%
671	HazMat release investigation w/no HazMat	1	0.33%	0	0	0.00%	0	0.00%	0	0.00%	0	0.00%	0	0.00%	0	0.00%	0	0.00%
711	Municipal alarm system, malicious false alarm	1	0.33%	0	0	0.00%	0	0.00%	0	0.00%	0	0.00%	0	0.00%	0	0.00%	0	0.00%
730	System malfunction, other	2	0.65%	0	0	0.00%	0	0.00%	0	0.00%	0	0.00%	0	0.00%	0	0.00%	0	0.00%
731	Sprinkler activation due to malfunction	1	0.33%	0	0	0.00%	0	0.00%	0	0.00%	0	0.00%	0	0.00%	0	0.00%	0	0.00%

CODE	DESCRIPTOR	FREQ	FREQ %	EXPs	CIV DTHS	CIV DTHS	CIV INJ	CIV INJS	FF DTHS	FF DTHS	FF INJ	FF INJS	PROP LOSS	PROP LOSS	CONT LOSS	CONT LOSS	TOTAL LOSS	TOTAL LOSS %
733	Smoke detector activation due to malfunction	1	0.33%	0	0	0.00%	0	0.00%	0	0.00%	0	0.00%	0	0.00%	0	0.00%	0	0.00%
735	Alarm system sounded due to malfunction	4	1.30%	0	0	0.00%	0	0.00%	0	0.00%	0	0.00%	0	0.00%	0	0.00%	0	0.00%
743	Smoke detector activation, no fire - unintentional	7	2.28%	0	0	0.00%	0	0.00%	0	0.00%	0	0.00%	0	0.00%	0	0.00%	0	0.00%
744	Detector activation, no fire - unintentional	1	0.33%	0	0	0.00%	0	0.00%	0	0.00%	0	0.00%	0	0.00%	0	0.00%	0	0.00%
745	Alarm system activation, no fire - unintentional	10	3.26%	0	0	0.00%	0	0.00%	0	0.00%	0	0.00%	0	0.00%	0	0.00%	0	0.00%
911	Citizen complaint	1	0.33%	0	0	0.00%	0	0.00%	0	0.00%	0	0.00%	0	0.00%	0	0.00%	0	0.00%
Totals		307	100%	0	0	100%	0	100%	0	100%	0	100%	12,200	100%	15,550	100%	27,750	100%
Mutual Aid Given Incidents		20																

Training Division Monthly Report

November 2022

Overview

The department hosted makeup dates for Bearers of the Oath Conference #4. Topics included coordinated engine & truck functions as well as rapid intervention team operations. Georgia Smoke Diver class #61 was hosted at the training center during the month. Biennial recertification training for licensed EMTs and Paramedics continued in November with a session on trauma. In conjunction with this training, Whitfield County EMA delivered a Stop the Bleed course to all personnel. Monthly training included territory familiarization, pre-fire training, core competency check-offs, special operations training, and company level drills chosen by company officers. Training hours during the month of November totaled 3,200.

Outside Schools

8 aspiring company officers attended Fire Department Management at Gordon County Fire Rescue and attained national certification at the Fire Officer 2 level.

1 firefighter attended Fire Investigator - Module 2 at GPSTC and attained state and national certification as a fire investigator.

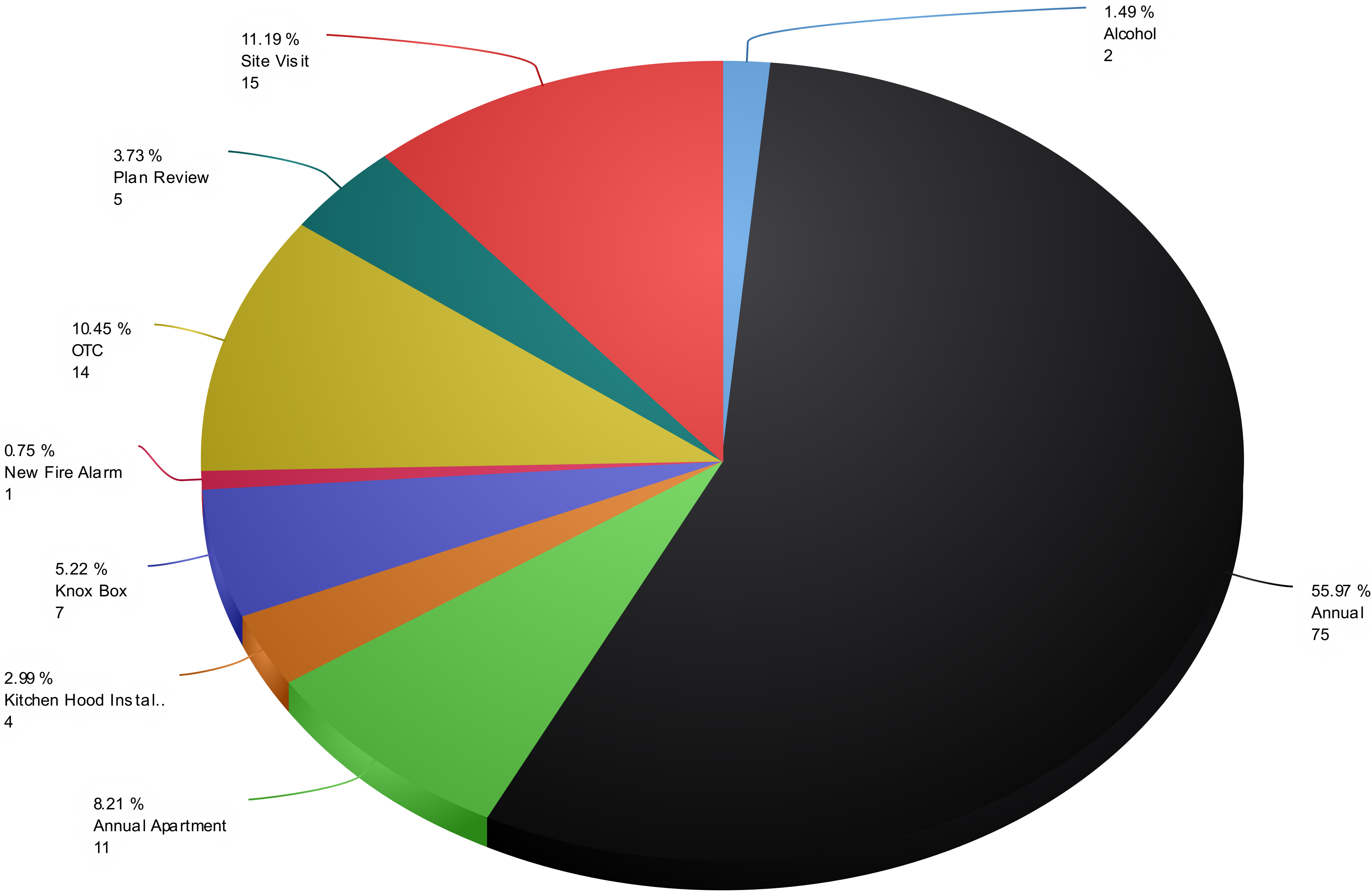
4 students attended Bearers of the Oath Conference #4 – RIT or DIE hosted at the DFD training center.

1 firefighter completed the Georgia Smoke Diver course during Class #61 hosted at the DFD training center.

Inspection Visit History by Inspection Type

11/01/2022-11/30/2022

- Alcohol
- Annual
- Annual Apartment
- Kitchen Hood Installation
- Knox Box
- New Fire Alarm
- OTC
- Plan Review
- Site Visit



Total of Inspection Type: 134