



# Dalton Fire Department

404 School Street, Dalton, GA 30720

Phone: 706-278-7363

## Detailed Selected Statistics and Management Activity

By Incident Type

Report Period: 08/01/23 - 08/31/23 23:59:59

CODE	DESCRIPTOR	FREQUENCY	FREQ. PERCENT	EXPs	AVG # SUPPR. PERS	AVG # EMS PERS	AVG # OTHER PERS	AVG # SUPPR. APPR.	AVG # EMS APPR.	AVG # OTHER APPR.	AVERAGE # MAN HOURS	TOTAL MAN HOURS	AVERAGE RESPONSE TIME (min)
111	Building fire	3	0.84%	0	11.33	0	0.67	3.67	0.00	0.67	23.47	45.049999	4.39
113	Cooking fire, confined to container	2	0.56%	0	19	0	1	5.5	0.00	1	9.00	9.866664	3.52
142	Brush or brush-and-grass mixture fire	1	0.28%	0	3	0	0	1	0.00	0	2.70	2.700000	2.53
151	Outside rubbish, trash or waste fire	5	1.40%	0	10	0	0.8	3	0.00	0.6	4.90	18.016664	4.99
311	Medical assist, assist EMS crew	200	56.02%	0	0	3.22	0.03	0	1.02	0.02	0.96	189.316656	4.79
322	Motor vehicle accident with injuries	10	2.80%	0	0.3	6	0.1	0.1	2.00	0.1	3.32	24.849997	3.54
323	Motor vehicle/pedestrian accident (MV Ped)	1	0.28%	0	0	4	1	0	1.00	1	0.83	.833332	2.92
324	Motor vehicle accident with no injuries.	5	1.40%	0	3	3.6	0.2	1	1.20	0.2	1.77	5.600000	4.09
411	Gasoline or other flammable liquid spill	2	0.56%	0	4.5	0	0	1.5	0.00	0	1.50	3.300000	3.99
412	Gas leak (natural gas or LPG)	2	0.56%	0	13.5	0	1	4	0.00	1	14.02	14.933331	4.56
422	Chemical spill or leak	1	0.28%	0	15	0	1	5	0.00	1	34.67	30.783333	7.67
440	Electrical wiring/equipment problem, other	3	0.84%	0	16	0	1	5	0.00	1	7.08	18.466665	4.09
444	Power line down	12	3.36%	0	3	0	0.08	1	0.00	0.08	2.23	25.400000	5.30

CODE	DESCRIPTOR	FREQUENCY	FREQ. PERCENT	EXPS	AVG # SUPPR. PERS	AVG # EMS PERS	AVG # OTHER PERS	AVG # SUPPR. APPR.	AVG # EMS APPR.	AVG # OTHER APPR.	AVERAGE # MAN HOURS	TOTAL MAN HOURS	AVERAGE RESPONSE TIME (min)
445	Arcing, shorted electrical equipment	3	0.84%	0	3	0	0	1	0.00	0	1.80	5.400000	3.86
500	Service Call, other	1	0.28%	0	3	0	0	1	0.00	0	0.50	.500000	4.20
522	Water or steam leak	2	0.56%	0	8	0	1	2.5	0.00	0.5	3.38	6.600000	4.69
531	Smoke or odor removal	1	0.28%	0	16	0	1	5	0.00	1	5.10	3.833333	4.72
553	Public service	3	0.84%	0	2.67	0	0.33	1	0.00	0.33	0.98	2.700000	6.10
561	Unauthorized burning	1	0.28%	0	3	0	0	1	0.00	0	0.20	.200000	0.00
611	Dispatched & canceled en route	37	10.36%	0	2.86	2.59	0.32	0.92	0.84	0.27	0.29	10.783326	0.00
622	No incident found on arrival at dispatch address	7	1.96%	0	2.43	1.71	0.14	0.71	0.57	0.14	0.85	6.583332	5.27
651	Smoke scare, odor of smoke	1	0.28%	0	4	0	0	1	0.00	0	1.27	1.266666	3.95
652	Steam, vapor, fog or dust thought to be smoke	1	0.28%	0	9	0	0	3	0.00	0	4.05	1.950000	6.57
700	False alarm or false call, other	1	0.28%	0	12	0	1	4	0.00	1	1.08	1.033333	3.17
721	Bomb scare - no bomb	1	0.28%	0	3	0	1	1	0.00	1	6.60	6.433333	10.48
733	Smoke detector activation due to malfunction	6	1.68%	0	10.67	0	1.33	3.5	0.00	1	5.23	15.816666	3.33
735	Alarm system sounded due to malfunction	11	3.08%	0	11.27	0	1.09	3.73	0.00	1	4.36	39.633329	3.77
741	Sprinkler activation, no fire - unintentional	2	0.56%	0	13	0	1	4	0.00	1	6.07	6.749999	4.70
743	Smoke detector activation, no fire - unintentional	9	2.52%	0	13.33	0	1.11	4.22	0.00	1	3.08	19.399996	4.95
744	Detector activation, no fire - unintentional	1	0.28%	0	18	0	1	5	0.00	1	10.77	5.016665	7.00
745	Alarm system activation, no fire - unintentional	16	4.48%	0	12.06	0	1.13	4	0.00	1	3.24	33.299994	4.89
746	Carbon monoxide detector activation, no CO	1	0.28%	0	9	0	1	3	0.00	1	2.00	1.433333	1.68

CODE	DESCRIPTOR	FREQUENCY	FREQ. PERCENT	EXPs	AVG # SUPPR. PERS	AVG # EMS PERS	AVG # OTHER PERS	AVG # SUPPR. APPR.	AVG # EMS APPR.	AVG # OTHER APPR.	AVERAGE # MAN HOURS	TOTAL MAN HOURS	AVERAGE RESPONSE TIME (min)
813	Wind storm, tornado/hurricane assessment	4	1.12%	0	3.75	0	0.25	1.25	0.00	0.25	1.03	3.500000	5.30
814	Lightning strike (no fire)	1	0.28%	0	15	0	1	5	0.00	1	2.67	1.366666	0.65
<b>Totals</b>		<b>357</b>	<b>100%</b>	<b>0</b>	<b>2.99</b>	<b>2.34</b>	<b>0.27</b>	<b>0.96</b>	<b>0.75</b>	<b>0.24</b>	<b>1.98</b>	<b>562.62</b>	<b>4.20</b>
Mutual Aid Given Incidents		<b>13</b>											



# Dalton Fire Department

404 School Street, Dalton, GA 30720

Phone: 706-278-7363

## Response Summary by Station

Report Period: 8/1/2023 - 8/31/2023 11:59:59 PM

Station	Responses	% Fire	% EMS	Other	Per Day
Station 1	145	4.14	64.83	31.03	4.83
Station 2	74	5.41	56.76	37.84	2.47
Station 3	75	1.33	58.67	40	2.5
Station 4	36	0	58.33	41.67	1.2
Station 5	40	2.5	52.5	45	1.33

**Total 370**



# Dalton Fire Department

404 School Street, Dalton, GA 30720

Phone: 706-278-7363

## Breakdown by Incident Type

Report Period: 08/01/23 - 08/31/23 23:59:59

Incident Type	Incidents	Exposures
311 Medical assist, assist EMS crew	200	0
611 Dispatched & canceled en route	39	0
745 Alarm system activation, no fire - unintentional	17	0
735 Alarm system sounded due to malfunction	12	0
322 Motor vehicle accident with injuries	12	0
444 Power line down	12	0
324 Motor vehicle accident with no injuries.	9	0
743 Smoke detector activation, no fire - unintentional	9	0
622 No incident found on arrival at dispatch address	7	0
733 Smoke detector activation due to malfunction	6	0
151 Outside rubbish, trash or waste fire	6	0
813 Wind storm, tornado/hurricane assessment	4	0
440 Electrical wiring/equipment problem, other	3	0
445 Arcing, shorted electrical equipment	3	0
553 Public service	3	0
412 Gas leak (natural gas or LPG)	3	0
111 Building fire	3	0
113 Cooking fire, confined to container	2	0
411 Gasoline or other flammable liquid spill	2	0
522 Water or steam leak	2	0
651 Smoke scare, odor of smoke	2	0
741 Sprinkler activation, no fire - unintentional	2	0
744 Detector activation, no fire - unintentional	1	0
652 Steam, vapor, fog or dust thought to be smoke	1	0

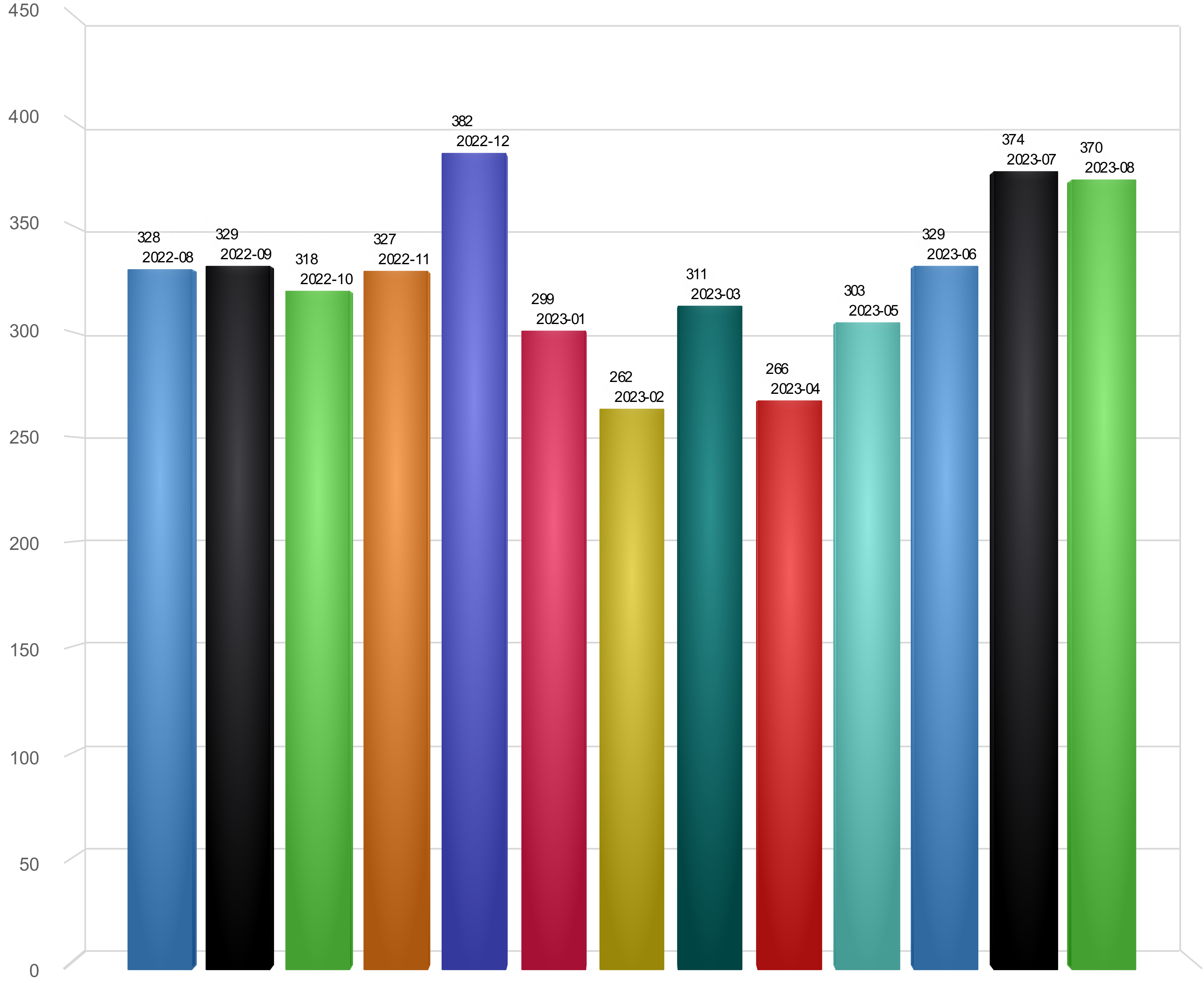
Incident Type	Incidents	Exposures
700 False alarm or false call, other	1	0
721 Bomb scare - no bomb	1	0
814 Lightning strike (no fire)	1	0
746 Carbon monoxide detector activation, no CO	1	0
531 Smoke or odor removal	1	0
561 Unauthorized burning	1	0
500 Service Call, other	1	0
422 Chemical spill or leak	1	0
142 Brush or brush-and-grass mixture fire	1	0
323 Motor vehicle/pedestrian accident (MV Ped)	1	0

	Incidents	Exposures
<b>Total</b>	<b>370</b>	<b>0</b>

# Incidents by Months

08/01/2022-08/31/2023

- 2022-08
- 2022-09
- 2022-10
- 2022-11
- 2022-12
- 2023-01
- 2023-02
- 2023-03
- 2023-04
- 2023-05
- 2023-06
- 2023-07
- 2023-08



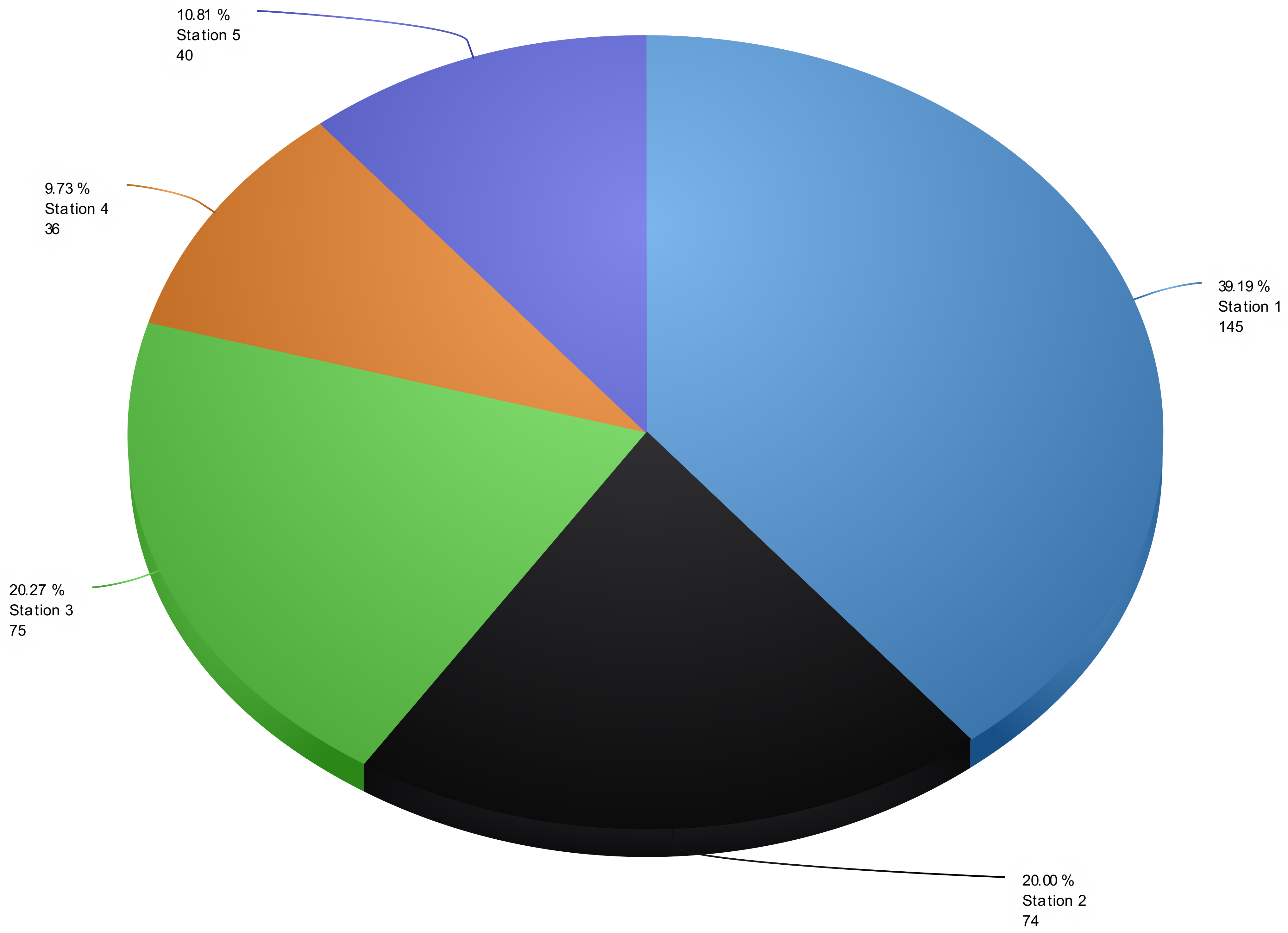
Incident Count

Total of Month: 4,198

# Incidents by Stations

08/01/2023-08/31/2023

- Station 1
- Station 2
- Station 3
- Station 4
- Station 5



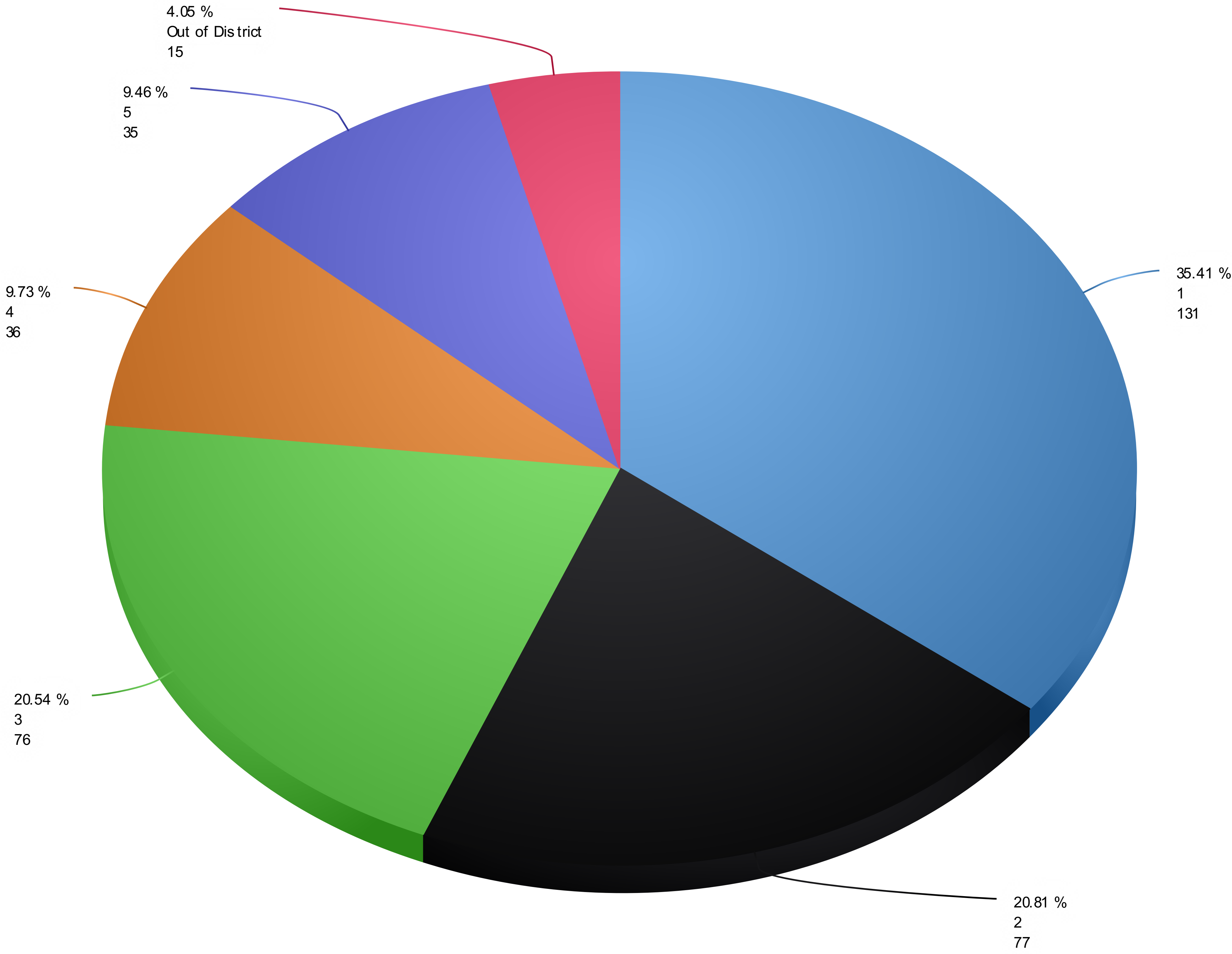
Total of Station: 370



# Incidents by District

08/01/2023-08/31/2023

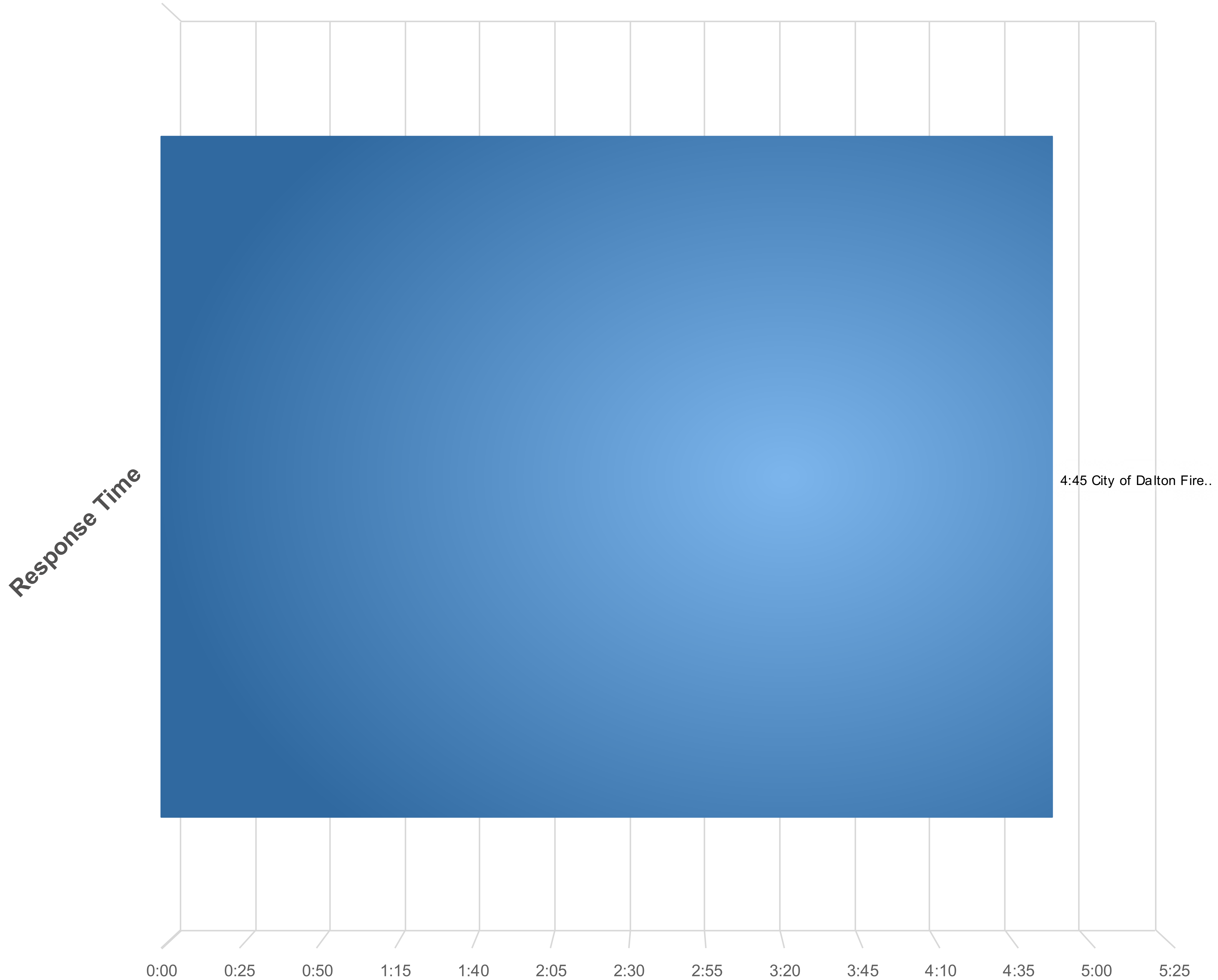
- 1
- 2
- 3
- 4
- 5
- Out of District



Total of District: 370

# Department Average Response Time (Alarm-> First Unit Arrival)

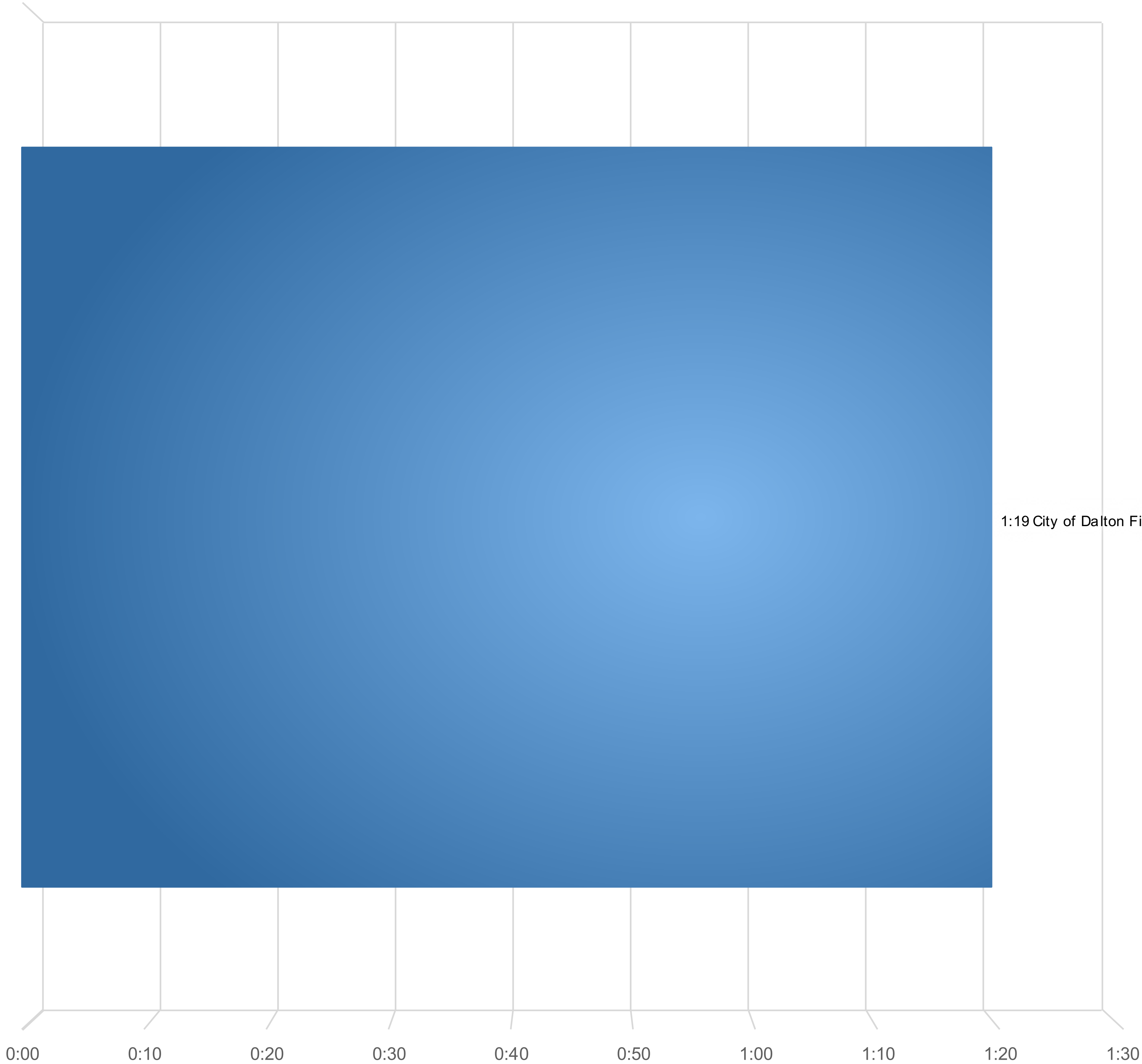
08/01/2023-08/31/2023



# Department Average Turnout Time (Alarm-> First En Route)

08/01/2023-08/31/2023

Turnout Time

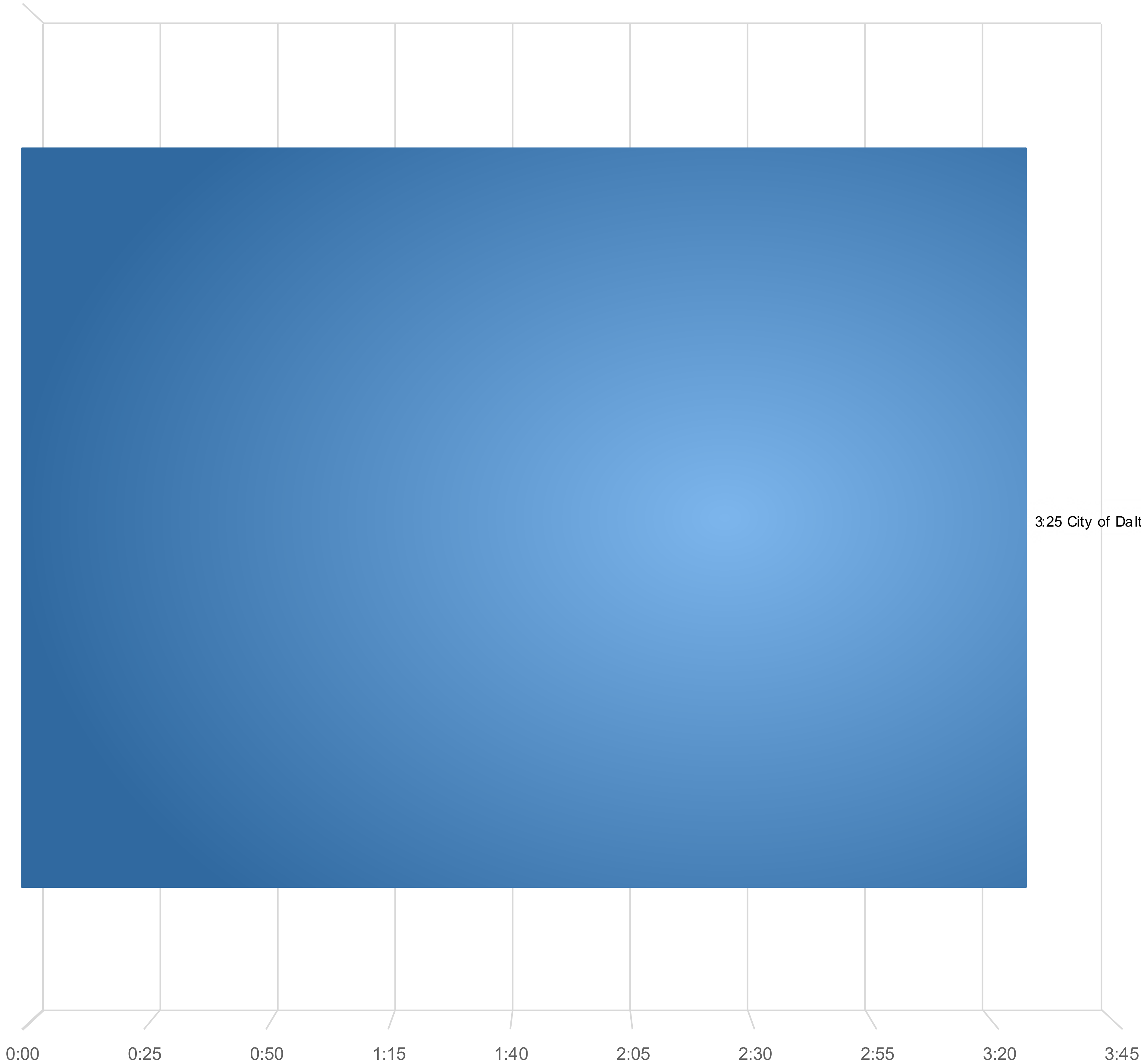


1:19 City of Dalton Fire..

# Department Average Travel Time (First En Route -> First Unit Arrival)

08/01/2023-08/31/2023

Travel Time

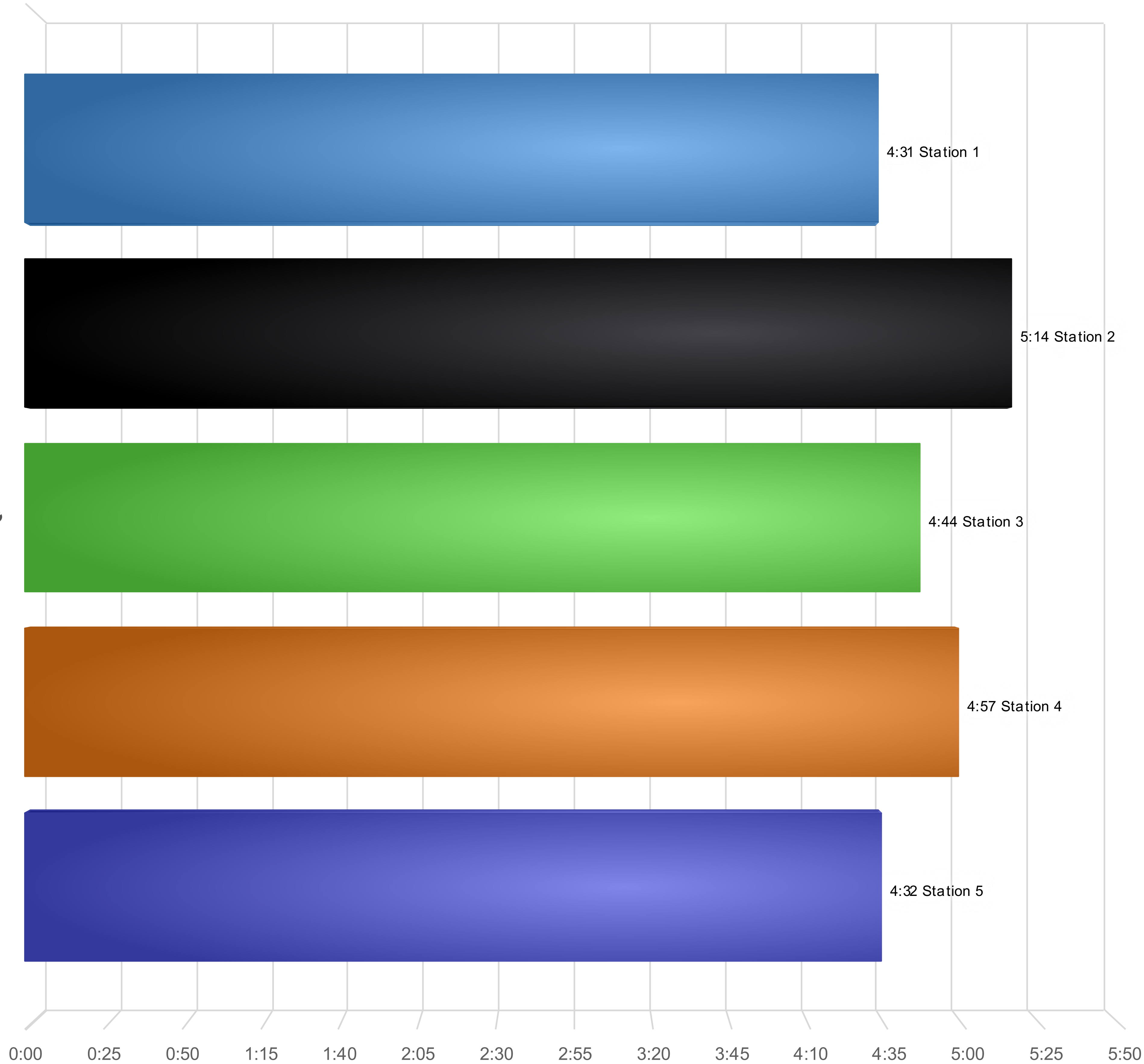


# Average Response Time by Station

08/01/2023-08/31/2023

- Station 1
- Station 2
- Station 3
- Station 4
- Station 5

Response Time



Total of Station: 4:45



# Dalton Fire Department

404 School Street, Dalton, GA 30720

Phone: 706-278-7363

## Staff Hours by Incident Type

Report Period: 08/01/23 - 08/31/23 23:59:59

Incident Type	Hours
311 Medical assist, assist EMS crew	189.32
111 Building fire	45.05
735 Alarm system sounded due to malfunction	40.62
745 Alarm system activation, no fire - unintentional	35.24
422 Chemical spill or leak	30.78
322 Motor vehicle accident with injuries	28.62
444 Power line down	25.40
743 Smoke detector activation, no fire - unintentional	19.42
151 Outside rubbish, trash or waste fire	19.32
440 Electrical wiring/equipment problem, other	18.47
412 Gas leak (natural gas or LPG)	15.86
733 Smoke detector activation due to malfunction	15.81
324 Motor vehicle accident with no injuries.	13.00
611 Dispatched & canceled en route	11.51
113 Cooking fire, confined to container	9.87
741 Sprinkler activation, no fire - unintentional	6.75
522 Water or steam leak	6.60
622 No incident found on arrival at dispatch address	6.59
721 Bomb scare - no bomb	6.43
445 Arcing, shorted electrical equipment	5.40
744 Detector activation, no fire - unintentional	5.02
531 Smoke or odor removal	3.83
813 Wind storm, tornado/hurricane assessment	3.50
411 Gasoline or other flammable liquid spill	3.30

<b>Incident Type</b>	<b>Hours</b>
142 Brush or brush-and-grass mixture fire	2.70
553 Public service	2.70
651 Smoke scare, odor of smoke	2.27
652 Steam, vapor, fog or dust thought to be smoke	1.95
746 Carbon monoxide detector activation, no CO	1.43
814 Lightning strike (no fire)	1.37
700 False alarm or false call, other	1.03
323 Motor vehicle/pedestrian accident (MV Ped)	0.83
500 Service Call, other	0.50
561 Unauthorized burning	0.20

<b>Total</b>	<b>580.69</b>
--------------	---------------



# Dalton Fire Department

404 School Street, Dalton, GA 30720

Phone: 706-278-7363

## Injuries and Property Loss

(Dates: 08/01/23 - 08/31/23 23:59:59)

CODE	DESCRIPTOR	FREQ	FREQ %	EXPs	CIV DTHS	CIV DTHS	CIV INJ	CIV INJS	FF DTHS	FF DTHS	FF INJ	FF INJS	PROP LOSS	PROP LOSS %	CONT LOSS	CONT LOSS %	TOTAL LOSS	TOTAL LOSS %
111	Building fire	3	0.84%	0	0	0.00%	0	0.00%	0	0.00%	0	0.00%	7,000	100.00 %	15,500	96.88%	22,500	97.83%
113	Cooking fire, confined to container	2	0.56%	0	0	0.00%	0	0.00%	0	0.00%	0	0.00%	0	0.00%	500	3.13%	500	2.17%
142	Brush or brush-and-grass mixture fire	1	0.28%	0	0	0.00%	0	0.00%	0	0.00%	0	0.00%	0	0.00%	0	0.00%	0	0.00%
151	Outside rubbish, trash or waste fire	5	1.40%	0	0	0.00%	0	0.00%	0	0.00%	0	0.00%	0	0.00%	0	0.00%	0	0.00%
311	Medical assist, assist EMS crew	200	56.02%	0	0	0.00%	0	0.00%	0	0.00%	0	0.00%	0	0.00%	0	0.00%	0	0.00%
322	Motor vehicle accident with injuries	10	2.80%	0	0	0.00%	0	0.00%	0	0.00%	0	0.00%	0	0.00%	0	0.00%	0	0.00%
323	Motor vehicle/pedestrian accident (MV Ped)	1	0.28%	0	0	0.00%	0	0.00%	0	0.00%	0	0.00%	0	0.00%	0	0.00%	0	0.00%
324	Motor vehicle accident with no injuries.	5	1.40%	0	0	0.00%	0	0.00%	0	0.00%	0	0.00%	0	0.00%	0	0.00%	0	0.00%
411	Gasoline or other flammable liquid spill	2	0.56%	0	0	0.00%	0	0.00%	0	0.00%	0	0.00%	0	0.00%	0	0.00%	0	0.00%



CODE	DESCRIPTOR	FREQ	FREQ %	EXPs	CIV DTHS	CIV DTHS	CIV INJ	CIV INJS	FF DTHS	FF DTHS	FF INJ	FF INJS	PROP LOSS	PROP LOSS	CONT LOSS	CONT LOSS	TOTAL LOSS	TOTAL LOSS %
412	Gas leak (natural gas or LPG)	2	0.56%	0	0	0.00%	0	0.00%	0	0.00%	0	0.00%	0	0.00%	0	0.00%	0	0.00%
422	Chemical spill or leak	1	0.28%	0	0	0.00%	0	0.00%	0	0.00%	0	0.00%	0	0.00%	0	0.00%	0	0.00%
440	Electrical wiring/equipment problem, other	3	0.84%	0	0	0.00%	0	0.00%	0	0.00%	0	0.00%	0	0.00%	0	0.00%	0	0.00%
444	Power line down	12	3.36%	0	0	0.00%	0	0.00%	0	0.00%	0	0.00%	0	0.00%	0	0.00%	0	0.00%
445	Arcing, shorted electrical equipment	3	0.84%	0	0	0.00%	0	0.00%	0	0.00%	0	0.00%	0	0.00%	0	0.00%	0	0.00%
500	Service Call, other	1	0.28%	0	0	0.00%	0	0.00%	0	0.00%	0	0.00%	0	0.00%	0	0.00%	0	0.00%
522	Water or steam leak	2	0.56%	0	0	0.00%	0	0.00%	0	0.00%	0	0.00%	0	0.00%	0	0.00%	0	0.00%
531	Smoke or odor removal	1	0.28%	0	0	0.00%	0	0.00%	0	0.00%	0	0.00%	0	0.00%	0	0.00%	0	0.00%
553	Public service	3	0.84%	0	0	0.00%	0	0.00%	0	0.00%	0	0.00%	0	0.00%	0	0.00%	0	0.00%
561	Unauthorized burning	1	0.28%	0	0	0.00%	0	0.00%	0	0.00%	0	0.00%	0	0.00%	0	0.00%	0	0.00%
611	Dispatched & canceled en route	37	10.36%	0	0	0.00%	0	0.00%	0	0.00%	0	0.00%	0	0.00%	0	0.00%	0	0.00%
622	No incident found on arrival at dispatch address	7	1.96%	0	0	0.00%	0	0.00%	0	0.00%	0	0.00%	0	0.00%	0	0.00%	0	0.00%

CODE	DESCRIPTOR	FREQ	FREQ %	EXPs	CIV DTHS	CIV DTHS	CIV INJ	CIV INJS	FF DTHS	FF DTHS	FF INJ	FF INJS	PROP LOSS	PROP LOSS	CONT LOSS	CONT LOSS	TOTAL LOSS	TOTAL LOSS %
651	Smoke scare, odor of smoke	1	0.28%	0	0	0.00%	0	0.00%	0	0.00%	0	0.00%	0	0.00%	0	0.00%	0	0.00%
652	Steam, vapor, fog or dust thought to be smoke	1	0.28%	0	0	0.00%	0	0.00%	0	0.00%	0	0.00%	0	0.00%	0	0.00%	0	0.00%
700	False alarm or false call, other	1	0.28%	0	0	0.00%	0	0.00%	0	0.00%	0	0.00%	0	0.00%	0	0.00%	0	0.00%
721	Bomb scare - no bomb	1	0.28%	0	0	0.00%	0	0.00%	0	0.00%	0	0.00%	0	0.00%	0	0.00%	0	0.00%
733	Smoke detector activation due to malfunction	6	1.68%	0	0	0.00%	0	0.00%	0	0.00%	0	0.00%	0	0.00%	0	0.00%	0	0.00%
735	Alarm system sounded due to malfunction	11	3.08%	0	0	0.00%	0	0.00%	0	0.00%	0	0.00%	0	0.00%	0	0.00%	0	0.00%
741	Sprinkler activation, no fire - unintentional	2	0.56%	0	0	0.00%	0	0.00%	0	0.00%	0	0.00%	0	0.00%	0	0.00%	0	0.00%
743	Smoke detector activation, no fire - unintentional	9	2.52%	0	0	0.00%	0	0.00%	0	0.00%	0	0.00%	0	0.00%	0	0.00%	0	0.00%
744	Detector activation, no fire - unintentional	1	0.28%	0	0	0.00%	0	0.00%	0	0.00%	0	0.00%	0	0.00%	0	0.00%	0	0.00%
745	Alarm system activation, no fire - unintentional	16	4.48%	0	0	0.00%	0	0.00%	0	0.00%	0	0.00%	0	0.00%	0	0.00%	0	0.00%
746	Carbon monoxide detector activation, no CO	1	0.28%	0	0	0.00%	0	0.00%	0	0.00%	0	0.00%	0	0.00%	0	0.00%	0	0.00%
813	Wind storm, tornado/hurricane assessment	4	1.12%	0	0	0.00%	0	0.00%	0	0.00%	0	0.00%	0	0.00%	0	0.00%	0	0.00%

CODE	DESCRIPTOR	FREQ	FREQ %	EXPs	CIV DTHS	CIV DTHS	CIV INJ	CIV INJS	FF DTHS	FF DTHS	FF INJ	FF INJS	PROP LOSS	PROP LOSS	CONT LOSS	CONT LOSS	TOTAL LOSS	TOTAL LOSS %
814	Lightning strike (no fire)	1	0.28%	0	0	0.00%	0	0.00%	0	0.00%	0	0.00%	0	0.00%	0	0.00%	0	0.00%
<b>Totals</b>		357	100%	0	0	100%	0	100%	0	100%	0	100%	7,000	100%	16,000	100%	23,000	100%
<b>Mutual Aid Given Incidents</b>		13																

# **Training Division Monthly Report**

## **August 2023**

### **Overview**

The department hosted a structural fire control class for a Gilmer County Fire Rescue recruit class with 17 trainees enrolled. Annual pump service testing was completed for all fire apparatus. Monthly training included territory familiarization, core competency check-offs, special operations training, and company level drills chosen by company officers. Training hours during the month of August totaled 2,854.

### **Outside Schools**

1 of the department's prospective fire investigators attended Fire Investigator – Module 1 at GPSTC

1 firefighter attended Fire Instructor 1 at Calhoun Fire Department and gained state & national certification

2 prospective special operations team members attended Introduction to Technical Rescue at GPSTC

2 of the department's SCBA mechanics attended Scott SCBA Technician – Level 2 at 3M/Scott University in Monroe, NC

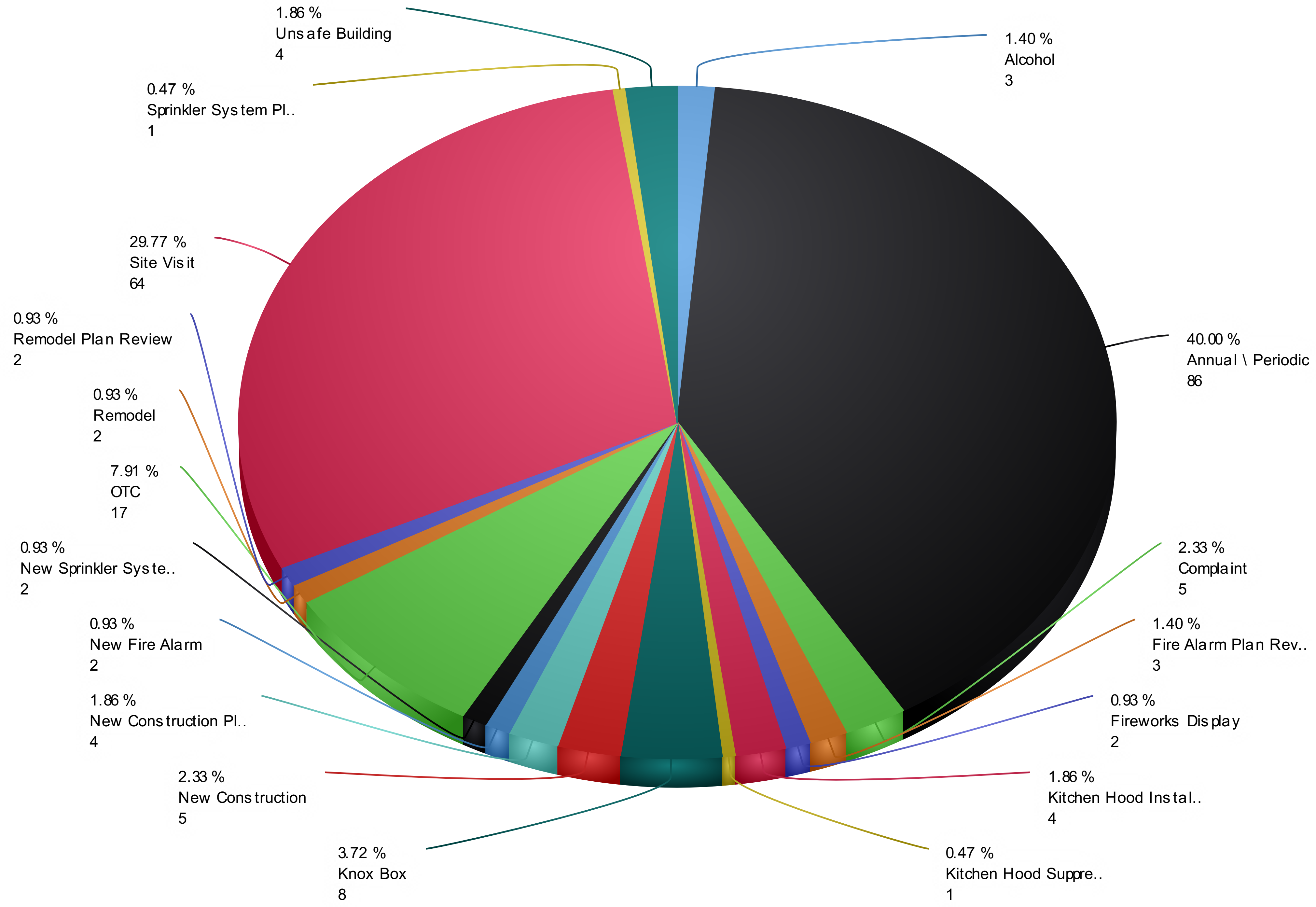
7 swiftwater rescue technicians attended an 8-hour technician level refresher at the US National Whitewater Center in Charlotte, NC

6 swiftwater rescue technicians attended an 8-hour technician level refresher at Six Flags in Austell, GA

# Inspection Visit History by Inspection Type

08/01/2023-08/31/2023

- Alcohol
- Annual \ Periodic
- Complaint
- Fire Alarm Plan Review
- Fireworks Display
- Kitchen Hood Installation
- Kitchen Hood Suppression System Plan Review
- Knox Box
- New Construction
- New Construction Plan Review
- New Fire Alarm
- New Sprinkler System
- OTC
- Remodel
- Remodel Plan Review
- Site Visit
- Sprinkler System Plan Review
- Unsafe Building



Total of Inspection Type: 215