

Detailed Selected Statistics and Management Activity

By Incident Type

Report Period: 03/01/22 - 03/31/22 23:59:59

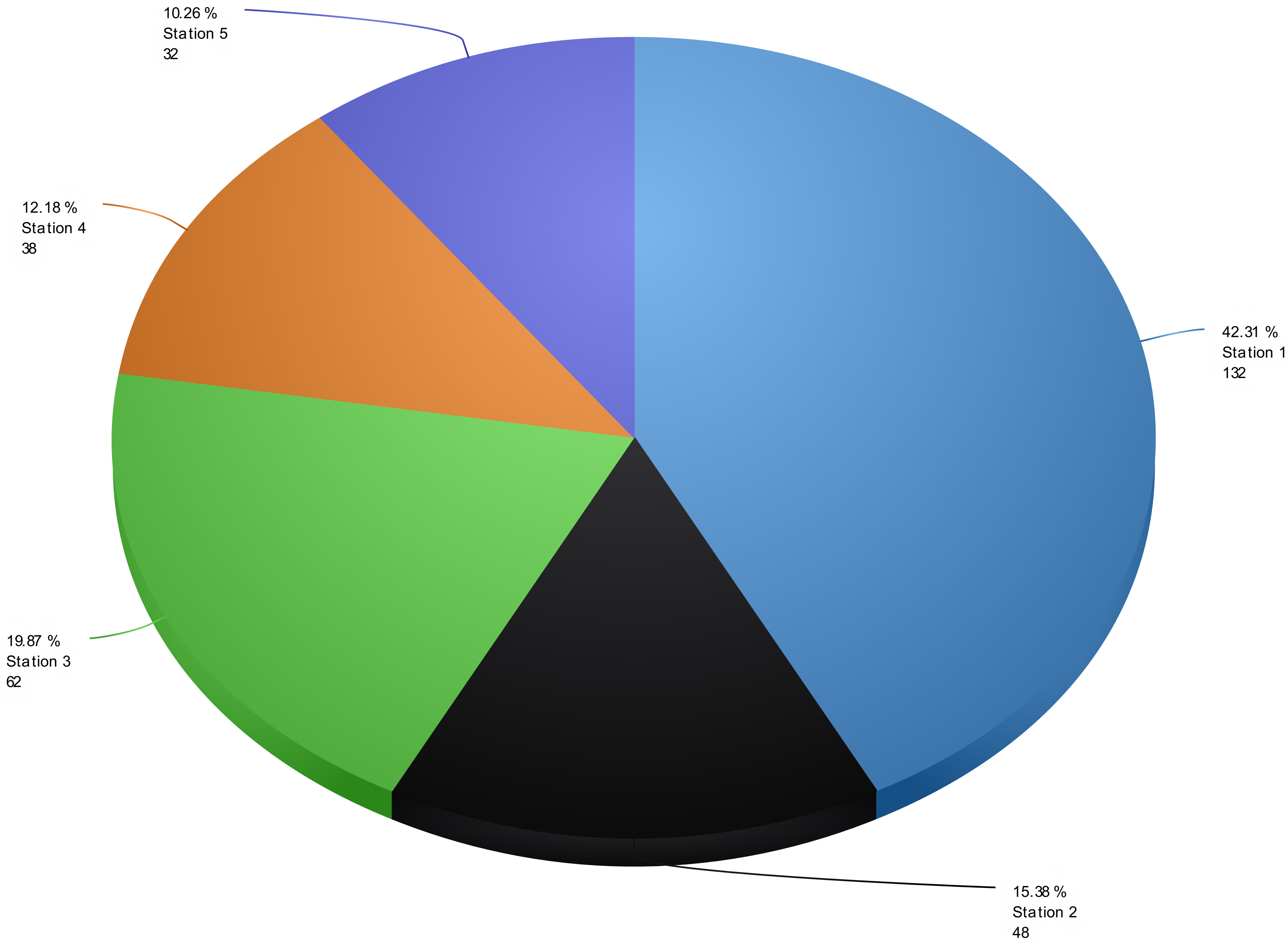
| CODE | DESCRIPTOR | FREQUENCY | FREQ. PERCENT | EXPs | AVG # SUPPR. PERS | AVG # EMS PERS | AVG # OTHER PERS | AVG # SUPPR. APPR. | AVG # EMS APPR. | AVG # OTHER APPR. | AVERAGE # MAN HOURS | TOTAL MAN HOURS | AVERAGE RESPONSE TIME (min) |
|------|---|-----------|---------------|------|-------------------|----------------|------------------|--------------------|-----------------|-------------------|---------------------|-----------------|-----------------------------|
| 111 | Building fire | 5 | 1.66% | 1 | 18.4 | 0.2 | 1.8 | 5.8 | 0.20 | 1.6 | 91.53 | 154.649995 | 3.54 |
| 113 | Cooking fire, confined to container | 1 | 0.33% | 0 | 6 | 0 | 1 | 2 | 0.00 | 1 | 2.92 | 2.066666 | 5.65 |
| 118 | Trash or rubbish fire, contained | 1 | 0.33% | 0 | 3 | 0 | 0 | 1 | 0.00 | 0 | 0.25 | .250000 | 0.00 |
| 131 | Passenger vehicle fire | 1 | 0.33% | 0 | 22 | 0 | 1 | 6 | 0.00 | 1 | 13.03 | 9.499998 | 2.17 |
| 142 | Brush or brush-and-grass mixture fire | 1 | 0.33% | 0 | 3 | 0 | 0 | 1 | 0.00 | 0 | 0.40 | .400000 | 3.50 |
| 151 | Outside rubbish, trash or waste fire | 1 | 0.33% | 0 | 18 | 0 | 1 | 6 | 0.00 | 1 | 23.43 | 19.733333 | 4.05 |
| 251 | Excessive heat, scorch burns with no ignition | 1 | 0.33% | 0 | 9 | 0 | 1 | 3 | 0.00 | 1 | 3.83 | 2.000000 | 3.02 |
| 311 | Medical assist, assist EMS crew | 181 | 59.93% | 0 | 0.02 | 3.08 | 0.11 | 0.01 | 0.99 | 0.04 | 1.00 | 177.433323 | 4.81 |
| 322 | Motor vehicle accident with injuries | 24 | 7.95% | 0 | 1.25 | 4.54 | 0.54 | 0.38 | 1.50 | 0.33 | 3.03 | 67.449995 | 3.75 |
| 324 | Motor vehicle accident with no injuries. | 4 | 1.32% | 0 | 1.5 | 5 | 0 | 0.5 | 1.50 | 0 | 2.65 | 9.183332 | 3.87 |
| 410 | Combustible/flammable gas/liquid condition, other | 2 | 0.66% | 0 | 6 | 0 | 0.5 | 2 | 0.00 | 0.5 | 2.82 | 6.050000 | 2.67 |
| 412 | Gas leak (natural gas or LPG) | 1 | 0.33% | 0 | 13 | 0 | 1 | 4 | 0.00 | 1 | 8.40 | 4.716666 | 3.15 |
| 444 | Power line down | 4 | 1.32% | 0 | 3 | 0 | 0 | 1 | 0.00 | 0 | 2.17 | 8.550000 | 4.56 |
| 445 | Arcing, shorted electrical equipment | 1 | 0.33% | 0 | 3 | 0 | 0 | 1 | 0.00 | 0 | 1.25 | 1.250000 | 2.77 |
| 500 | Service Call, other | 3 | 0.99% | 0 | 3.33 | 0 | 0 | 1 | 0.00 | 0 | 1.56 | 4.500000 | 6.08 |
| 522 | Water or steam leak | 1 | 0.33% | 0 | 3 | 0 | 0 | 1 | 0.00 | 0 | 1.20 | 1.200000 | 0.00 |
| 551 | Assist police or other governmental agency | 1 | 0.33% | 0 | 3 | 0 | 1 | 1 | 0.00 | 1 | 2.87 | 2.816666 | 3.85 |

| CODE | DESCRIPTOR | FREQUENCY | FREQ. PERCENT | EXPs | AVG # SUPPR. PERS | AVG # EMS PERS | AVG # OTHER PERS | AVG # SUPPR. APPR. | AVG # EMS APPR. | AVG # OTHER APPR. | AVERAGE # MAN HOURS | TOTAL MAN HOURS | AVERAGE RESPONSE TIME (min) |
|-----------------------------------|--|------------|---------------|----------|-------------------|----------------|------------------|--------------------|-----------------|-------------------|---------------------|-----------------|-----------------------------|
| 611 | Dispatched & canceled en route | 21 | 6.95% | 0 | 1.38 | 2.9 | 0.1 | 0.43 | 0.95 | 0.1 | 0.25 | 4.566664 | 0.50 |
| 622 | No incident found on arrival at dispatch address | 4 | 1.32% | 0 | 0.75 | 2.25 | 0 | 0.25 | 0.75 | 0 | 0.44 | 1.750000 | 4.35 |
| 651 | Smoke scare, odor of smoke | 2 | 0.66% | 0 | 6 | 0 | 0.5 | 2 | 0.00 | 0.5 | 2.87 | 6.200000 | 4.67 |
| 715 | Local alarm system, malicious false alarm | 1 | 0.33% | 0 | 6 | 0 | 1 | 2 | 0.00 | 1 | 1.05 | .900000 | 2.58 |
| 732 | Extinguishing system activation due to malfunction | 2 | 0.66% | 0 | 11.5 | 1.5 | 1.5 | 3.5 | 0.50 | 1 | 6.16 | 10.650000 | 4.72 |
| 733 | Smoke detector activation due to malfunction | 3 | 0.99% | 0 | 12.33 | 0 | 1.33 | 4 | 0.00 | 1 | 3.64 | 7.099998 | 3.69 |
| 735 | Alarm system sounded due to malfunction | 5 | 1.66% | 0 | 13.4 | 0 | 1.2 | 4 | 0.00 | 1 | 4.57 | 16.949994 | 5.22 |
| 736 | CO detector activation due to malfunction | 1 | 0.33% | 0 | 6 | 0 | 0 | 2 | 0.00 | 0 | 2.80 | 2.800000 | 3.88 |
| 740 | Unintentional transmission of alarm, other | 1 | 0.33% | 0 | 15 | 0 | 2 | 5 | 0.00 | 1 | 3.12 | 3.066666 | 5.43 |
| 743 | Smoke detector activation, no fire - unintentional | 14 | 4.64% | 0 | 13.14 | 0 | 1.21 | 4.21 | 0.00 | 0.93 | 3.25 | 40.899994 | 5.24 |
| 744 | Detector activation, no fire - unintentional | 3 | 0.99% | 0 | 11.67 | 0 | 1 | 3.67 | 0.00 | 0.67 | 2.18 | 5.766665 | 5.02 |
| 745 | Alarm system activation, no fire - unintentional | 12 | 3.97% | 0 | 11.33 | 0.25 | 1.08 | 3.58 | 0.08 | 0.92 | 2.57 | 22.583326 | 4.16 |
| Totals | | 302 | 100% | 1 | 2.65 | 2.53 | 0.33 | 0.84 | 0.82 | 0.24 | 3.14 | 594.98 | 4.30 |
| Mutual Aid Given Incidents | | 11 | | | | | | | | | | | |

- Station 1
- Station 2
- Station 3
- Station 4
- Station 5

Incidents by Stations

03/01/2022-03/31/2022



Total of Station: 312

Response Summary by Station

Report Period: 03/01/22 - 03/31/22 23:59:59

| Station | Responses | % Fire | % EMS | Other | Per Day |
|---------|-----------|--------|-------|-------|---------|
| 1 | 132 | 3.03 | 71.97 | 25 | 4.4 |
| 2 | 48 | 10.42 | 52.08 | 37.5 | 1.6 |
| 3 | 62 | 6.45 | 61.29 | 32.26 | 2.07 |
| 4 | 38 | 2.63 | 76.32 | 21.05 | 1.27 |
| 5 | 32 | 0 | 68.75 | 31.25 | 1.07 |

Total 312

Station 1

Station 2

Station 3

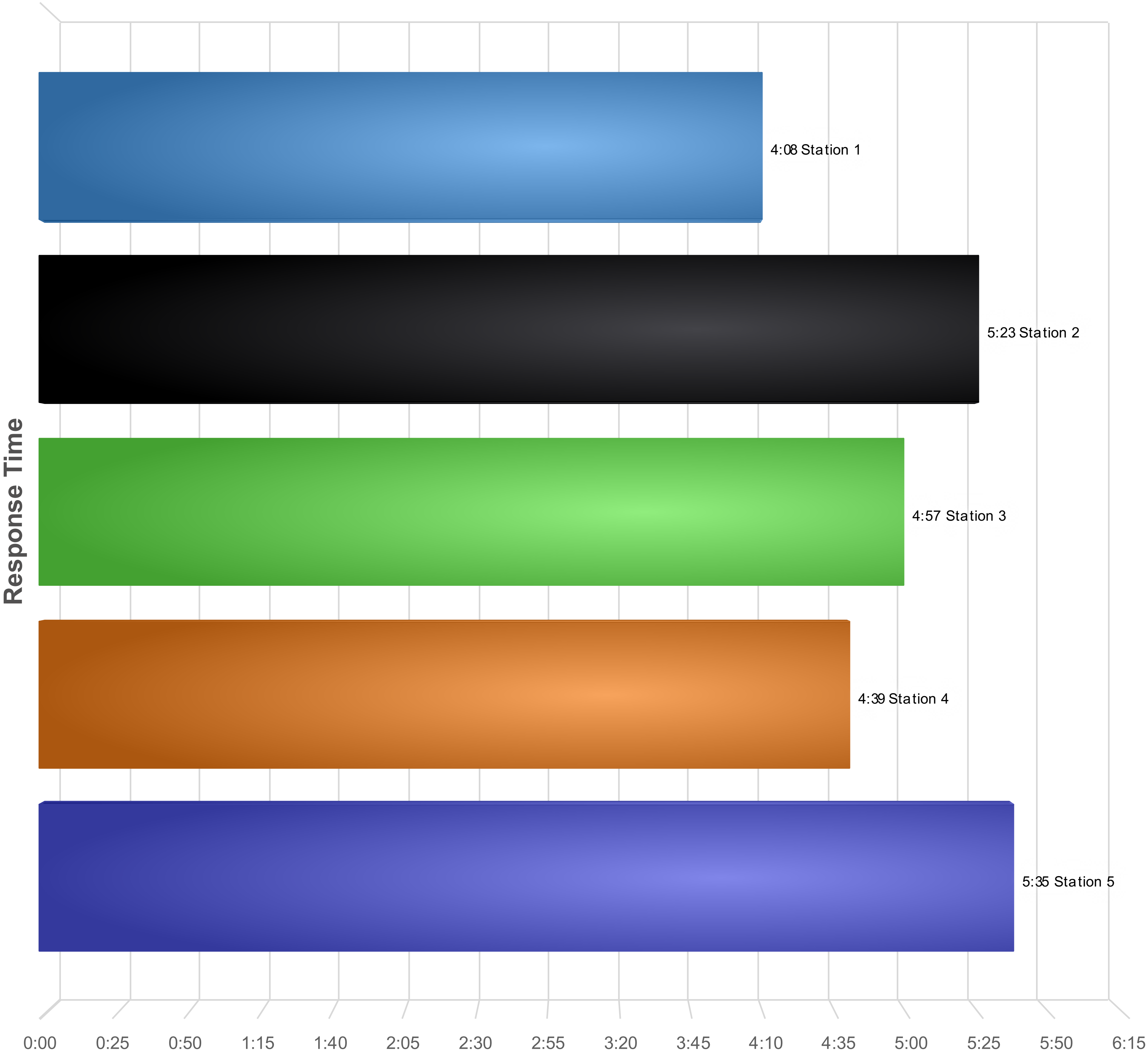
Station 4

Station 5

Total of Station: 4:41

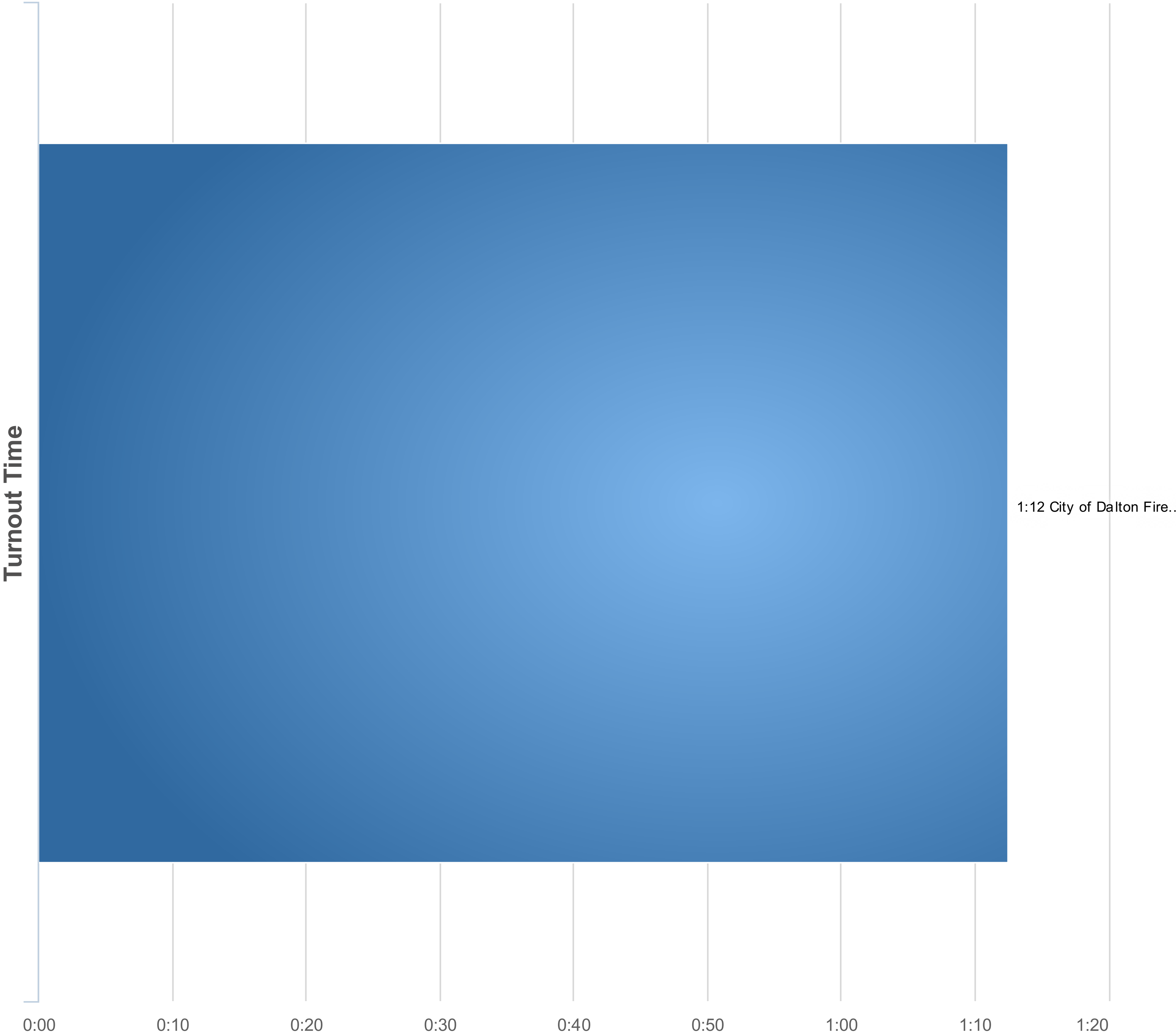
Average Response Time by Station

03/01/22-03/31/22



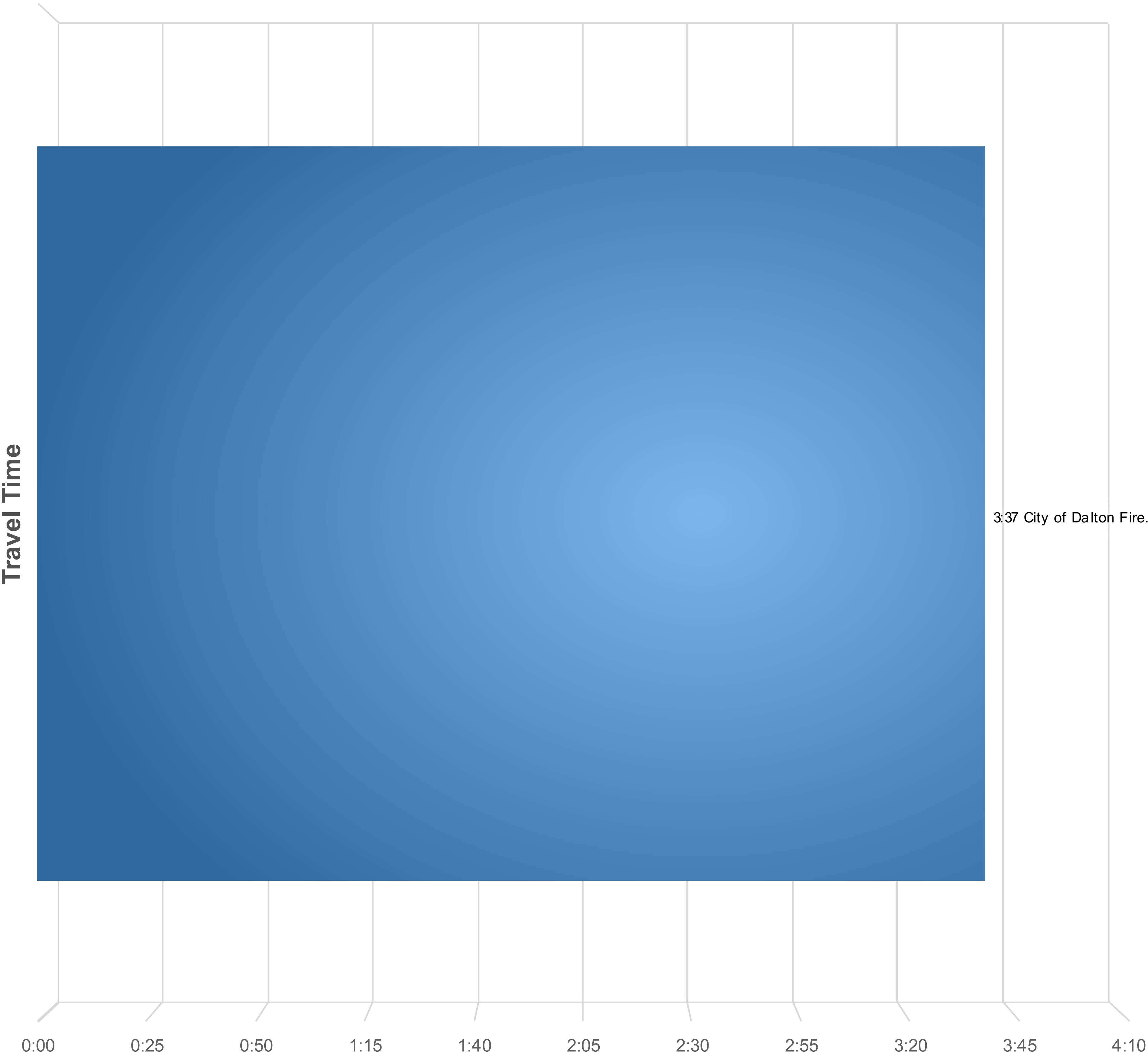
Department Average Turnout Time (Alarm-> First En Route)

03/01/2022-03/31/2022



Department Average Travel Time (First En Route -> First Unit Arrival)

03/01/22-03/31/22



3:37 City of Dalton Fire..

Breakdown by Incident Type

Report Period: 03/01/22 - 03/31/22 23:59:59

| Incident Type | Incidents | Exposures |
|--|-----------|-----------|
| 311 Medical assist, assist EMS crew | 181 | 0 |
| 611 Dispatched & canceled en route | 26 | 0 |
| 322 Motor vehicle accident with injuries | 24 | 0 |
| 743 Smoke detector activation, no fire - unintentional | 14 | 0 |
| 745 Alarm system activation, no fire - unintentional | 13 | 0 |
| 111 Building fire | 6 | 1 |
| 735 Alarm system sounded due to malfunction | 5 | 0 |
| 324 Motor vehicle accident with no injuries. | 4 | 0 |
| 622 No incident found on arrival at dispatch address | 4 | 0 |
| 444 Power line down | 4 | 0 |
| 500 Service Call, other | 3 | 0 |
| 142 Brush or brush-and-grass mixture fire | 3 | 0 |
| 733 Smoke detector activation due to malfunction | 3 | 0 |
| 744 Detector activation, no fire - unintentional | 3 | 0 |
| 131 Passenger vehicle fire | 2 | 0 |
| 732 Extinguishing system activation due to malfunction | 2 | 0 |
| 410 Combustible/flammable gas/liquid condition, other | 2 | 0 |
| 651 Smoke scare, odor of smoke | 2 | 0 |
| 715 Local alarm system, malicious false alarm | 1 | 0 |
| 522 Water or steam leak | 1 | 0 |
| 551 Assist police or other governmental agency | 1 | 0 |
| 445 Arcing, shorted electrical equipment | 1 | 0 |
| 412 Gas leak (natural gas or LPG) | 1 | 0 |
| 151 Outside rubbish, trash or waste fire | 1 | 0 |
| 251 Excessive heat, scorch burns with no ignition | 1 | 0 |
| 113 Cooking fire, confined to container | 1 | 0 |
| 118 Trash or rubbish fire, contained | 1 | 0 |
| 736 CO detector activation due to malfunction | 1 | 0 |

| Incident Type | Incidents | Exposures |
|--|-----------|-----------|
| 740 Unintentional transmission of alarm, other | 1 | 0 |

| | Incidents | Exposures |
|-------|-----------|-----------|
| Total | 312 | 1 |

Staff Hours by Incident Type

Report Period: 03/01/22 - 03/31/22 23:59:59

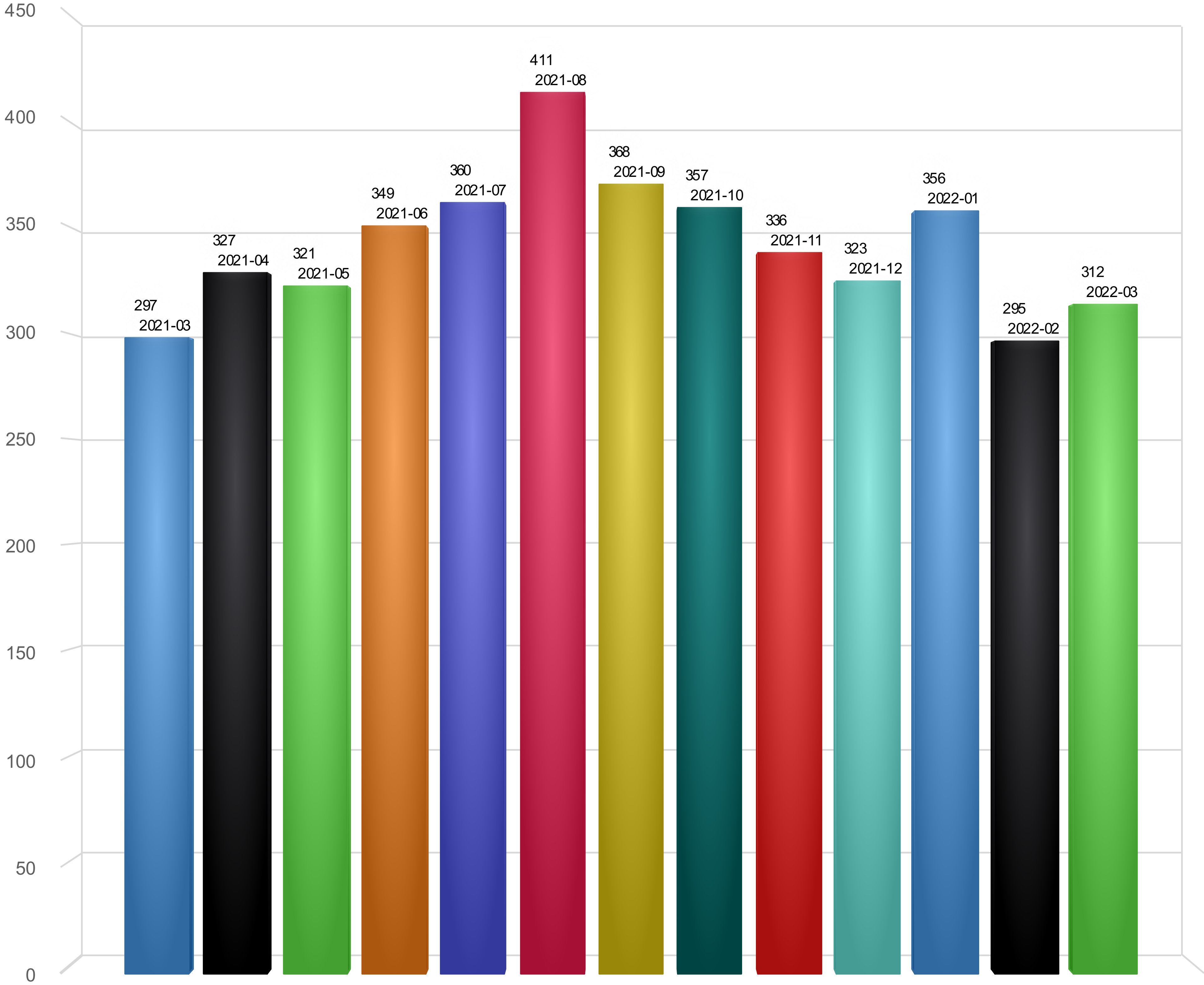
| Incident Type | Hours |
|--|--------|
| 311 Medical assist, assist EMS crew | 177.44 |
| 111 Building fire | 175.97 |
| 322 Motor vehicle accident with injuries | 67.44 |
| 743 Smoke detector activation, no fire - unintentional | 40.70 |
| 745 Alarm system activation, no fire - unintentional | 23.27 |
| 151 Outside rubbish, trash or waste fire | 19.73 |
| 735 Alarm system sounded due to malfunction | 16.95 |
| 131 Passenger vehicle fire | 11.40 |
| 732 Extinguishing system activation due to malfunction | 10.65 |
| 324 Motor vehicle accident with no injuries. | 9.18 |
| 444 Power line down | 8.55 |
| 611 Dispatched & canceled en route | 7.99 |
| 733 Smoke detector activation due to malfunction | 7.10 |
| 651 Smoke scare, odor of smoke | 6.20 |
| 410 Combustible/flammable gas/liquid condition, other | 6.05 |
| 744 Detector activation, no fire - unintentional | 5.77 |
| 412 Gas leak (natural gas or LPG) | 4.72 |
| 500 Service Call, other | 4.50 |
| 740 Unintentional transmission of alarm, other | 3.07 |
| 551 Assist police or other governmental agency | 2.82 |
| 736 CO detector activation due to malfunction | 2.80 |
| 113 Cooking fire, confined to container | 2.07 |
| 251 Excessive heat, scorch burns with no ignition | 2.00 |
| 142 Brush or brush-and-grass mixture fire | 1.93 |
| 622 No incident found on arrival at dispatch address | 1.75 |
| 445 Arcing, shorted electrical equipment | 1.25 |
| 522 Water or steam leak | 1.20 |
| 715 Local alarm system, malicious false alarm | 0.90 |

| Incident Type | Hours |
|--------------------------------------|---------------|
| 118 Trash or rubbish fire, contained | 0.25 |
| Total | 623.65 |

Incidents by Months

03/01/2021-03/31/2022

- 2021-03
- 2021-04
- 2021-05
- 2021-06
- 2021-07
- 2021-08
- 2021-09
- 2021-10
- 2021-11
- 2021-12
- 2022-01
- 2022-02
- 2022-03



Incident Count

Total of Month: 4,412

BREAKDOWN OF STRUCTURE FIRES AND OTHER FIRES AND INCIDENTS

(Dates: 03/01/22 - 03/31/22 23:59:59)

| FIRES IN STRUCTURES BY FIXED PROPERTY USE (OCCUPANCY) (Incident Type 110–129) | | Number of Fires | Number of Civilian Fire Casualties | | Est. Property Damage and Contents from Fire |
|---|---|--------------------|---------------------------------------|----------|---|
| | | | Deaths | Injuries | |
| 1 | Private Dwellings (1 or 2 family), including mobile homes (FPU 419) | 2 | 1 | 0 | 30,500 |
| 2 | Apartments (3 or more families) (FPU 429) | 1 | 0 | 0 | 500 |
| 3 | Hotels and Motels (FPU 449) | 1 | 0 | 0 | 0 |
| 4 | All Other Residential (dormitories, boarding houses, tents, etc.) (FPU 400, 439, 459–499) | 0 | 0 | 0 | 0 |
| 5 | TOTAL RESIDENTIAL FIRES (Sum of lines 1 through 4) | 4 | 1 | 0 | 31,000 |
| 6 | Public Assembly (church, restaurant, clubs, etc.) (FPU 100–199) | 0 | 0 | 0 | 0 |
| 7 | Schools and Colleges (FPU 200–299) | 0 | 0 | 0 | 0 |
| 8 | Health Care and Penal Institutions (hospitals, nursing homes, prisons, etc.) (FPU 300–399) | 0 | 0 | 0 | 0 |
| 9 | Stores and Offices (FPU 500–599) | 1 | 0 | 0 | 110,000 |
| 10 | Industry, Utility, Defense, Laboratories, Manufacturing (FPU 600–799) | 0 | 0 | 0 | 0 |
| 11 | Storage in Structures (barns, vehicle storage garages, general storage, etc.) (FPU 800–899) | 0 | 0 | 0 | 0 |
| 12 | Other Structures (outbuildings, bridges, etc.) (FPU 900–999) | 1 | 0 | 0 | 0 |
| 13 | TOTALS FOR STRUCTURE FIRES (Sum of lines 5 through 12) | 6 | 1 | 0 | 141,000 |
| 14a | Fires in Highway Vehicles (autos, trucks, buses, etc.) (IT 131–132, 136–137) | 1 | 0 | 0 | 6,500 |
| 14b | Fires in Other Vehicles (planes, trains, ships, construction or farm vehicles, etc.) (IT 130, 133–135, 138) | 0 | 0 | 0 | 0 |
| 15 | Fires outside of Structures with Value Involved, but Not Vehicles (outside storage, crops, timber, etc.) (IT 140, 141, 161–162, 164, 170–173) | 0 | 0 | 0 | 0 |
| 16 | Fires in Brush, Grass, Wildland (excluding crops and timber), with no value involved. (IT 142–143) | 1 | 0 | | |
| 17 | Fires in Rubbish, Including Dumpsters (outside of structures), with no value involved. (IT 150–155) | 1 | 0 | | |
| 18 | All Other Fires. (IT 100, 160, 163) | 0 | 0 | 0 | 0 |
| 19 | TOTALS FOR FIRES (Sum of lines 13 through 18) | 9 | 1 | 0 | 147,500 |
| 20 | Rescue, Emergency Medical Responses (ambulance, EMS, rescue) (IT 300–381) | 209 | | | |
| 21 | False Alarm Responses (malicious or unintentional false calls, malfunctions, bomb scares) (IT 700–746) | 42 | | | |
| 22 | Mutual Aid Responses Given | 11 | | | |
| 23a | Hazardous Materials Responses (spills, leaks, etc.) (IT 410–431) | 3 | | | |
| 23b | Other Hazardous Responses (arcing wires, bomb removal, power line down, etc.) (IT 440–482, 400) | 5 | | | |
| 24 | All Other Responses (smoke scares, lock-outs, animal rescues, etc.) (IT 200–251, 500–699, 800–911) | 33 | | | |
| 25 | TOTAL FOR ALL INCIDENTS (Sum of lines 19 through 24) | 312 | | | |

Confined Fires

(Dates: 03/01/22 - 03/31/22 23:59:59; Incident Types: 110-129)

| | | Number of Confined Fires | Number of Nonconfined Fires |
|----|-------------------|--------------------------|-----------------------------|
| 5 | Residential Fires | 1 | 3 |
| 13 | Structure Fires | 2 | 4 |

Breakdown of False Alarm Responses

(Dates: 03/01/22 - 03/31/22 23:59:59; Incident Types: 700-799)

| Type of False Alarm | | Number of Incidents |
|---------------------|---|---------------------|
| 1 | Malicious, Mischievous False Call (IT 710-715) | 1 |
| 2 | System Malfunction (IT 730-739) | 11 |
| 3 | Unintentional (tripping on interior device accidentally, etc.) (IT 740-749) | 30 |
| 4 | Other False Alarms (bomb scares, etc.) (IT 721, 751, 700) | 0 |

Intentionally Set Fires in Structures and Vehicles

(Dates: 03/01/22 - 03/31/22 23:59:59; Incident Types: 110-139; Cause of Ignition: 1)

| | | Number of Fires | Number of Civilian Fire Casualties | | Estimated Property Damage and Contents from Fire |
|---|--|-----------------|------------------------------------|----------|--|
| | | | Deaths | Injuries | |
| 1 | Structure Fires Intentionally set (IT=110-129) | 0 | 0 | 0 | 0 |
| 2 | Vehicle Fires Intentionally set (IT=130-139) | 0 | 0 | 0 | 0 |

Breakdown by Mutual Aid

Report Period: 03/01/22 - 03/31/22 23:59:59

| Aid Type | Count |
|--------------------------|-------|
| 2 Automatic aid received | 2 |
| 3 Mutual aid given | 1 |
| 4 Automatic aid given | 10 |
| N None | 299 |

Total 312

Training Division Monthly Report

March 2022

Overview

Recruit Class 2022-01 began on March 7th with 5 candidates enrolled. The department hosted Bearers of the Oath Conference #4 during the week of March 14th. Additional details regarding the conference are outlined below. Monthly training included territory familiarization, pre-fire training, core competency check-offs, special operations training, and company level drills chosen by company officers. Training hours during the month of March totaled 3,630.

Outside Schools

1 firefighter attended the Georgia SPARTAN course delivered by the City of Douglas Fire Department.

2 fire investigators attended the Georgia Fire Investigator's Spring Conference in Marietta.

2 firefighters attended the South Carolina Extrication School in Hartsville, SC.

3 officers attended EOC Management & Operations hosted by Whitfield County EMA.

1 firefighter attended both Strategy & Tactics for Initial Company Operations and Decision Making for Initial Company Operations through the National Fire Academy's direct delivery program.

Bearers of the Oath Conference

Day 1 - Lecture series at Mack Gaston Community Center – 90 students attending

Day 2 - Lecture series at Mack Gaston Community Center – 95 students attending

Day 3 – Hands-on offerings at Dalton Fire Department Training Center – 46 students attending

- Tactical Thermal Imaging presented by Chief Andy Starnes
- Conventional Forcible Entry presented by Forge Fire & Company

Day 4 - Hands-on offerings at Dalton Fire Department Training Center – 48 students attending

- Tactical Thermal Imaging presented by Chief Andy Starnes
- Conventional Forcible Entry presented by Forge Fire & Company
- Respectable Through-the-Lock Entry presented by Todd Shepherd and Scott Sanders

Day 5 - Hands-on offerings at Dalton Fire Department Training Center – 49 students attending

- Coordinated Engine & Truck Company Operations presented by Dalton Fire Department
- RIT or Die presented by Shane Bentley and Bearers of the Oath instructors

States Represented - TX, IN, WA, SC, NC, FL, GA, OK, and KY

Dalton Fire Department

Dalton, GA

This report was generated on 4/4/2022 1:59:25 PM



Completed Inspections per Inspection Type for Date Range

Occupancy Status: All | Start Date: 03/01/2022 | End Date: 03/31/2022

| ID | OCCUPANCY | ADDRESS | DATE | INSPECTOR | RESULT | NOTES |
|--------------------------------|--------------------------|---|------------|-------------------------|---------------------------------|--|
| Inspection Type: Annual | | | | | | |
| 10090 | Centerstone | 206 W Hawthorne ST Dalton, GA 30720 | 03/01/2022 | Blankenship, Donnie | Passed | |
| 10924 | First Student | 1810 S Hamilton ST Dalton, GA 30720 | 03/01/2022 | Stratton, Dale Lee | Passed with Comments | A corrective action plan has been provided. |
| 10949 | Vacant | 205 W Industrial BLVD Dalton, GA 30720 | 03/03/2022 | Stratton, Dale Lee | Passed with Comments | A site visit was conducted in lieu of annual inspection because the occupancy is vacant. Vacant as of 03/03/2022 |
| 11036 | Preferred Tufters | 1135 Riverbend DR Dalton, GA 30720 | 03/03/2022 | Hearn, Scott Raymond | Corrective Action Plan Given | |
| 10794 | Synthetic Turf Resources | 421 Callahan RD SE Dalton, GA 30720 | 03/07/2022 | Stratton, Dale Lee | Corrective Action Plan Given | A corrective action plan has been provided. |
| 10933 | Columbia Recycling | 2000 S Hamilton ST Dalton, GA 30720 | 03/07/2022 | Stratton, Dale Lee | Passed with Comments | A corrective action plan has been provided. |

Total # Inspections for Annual:

6

| | | | | | | |
|--|--|--|------------|-------------------------|---------------------------------|--|
| Inspection Type: Annual Apartment | | | | | | |
| 10675 | The Cliffs Apartments | 816-826 Shugart RD Dalton, GA 30720 | 03/03/2022 | Hearn, Scott Raymond | Corrective Action Plan Given | |
| 10675 - 2 | The Cliffs Apartments 818 A B & C | 818 Shugart RD Dalton, GA 30720 | 03/03/2022 | Hearn, Scott Raymond | Corrective Action Plan Given | |
| 10675 - 3 | The Cliffs Apartments 820 A | 820 Shugart RD Dalton, GA 30720 | 03/03/2022 | Hearn, Scott Raymond | Corrective Action Plan Given | |
| 10675 - 6 | The Cliffs Apartments 826 A B C & D | 826 Shugart RD Dalton, GA 30720 | 03/03/2022 | Hearn, Scott Raymond | Corrective Action Plan Given | |

Total # Inspections for Annual Apartment

4

| | | | | | | |
|-----------------------------|-------------------------------------|---------------------------------------|------------|------------------------|---------------------------------|--|
| Inspection Type: OTC | | | | | | |
| 11438 | Johnny's Remodeling Plumbing LLC | 709 N Hamilton ST Dalton, GA 30720 | 03/01/2022 | Blankenship, Donnie | Corrective Action Plan Given | |
| 11426 | Lucky Mart | 1220 E Morris ST Dalton, GA 30720 | 03/02/2022 | Blankenship, Donnie | Corrective Action Plan Given | |

Includes LOCKED inspections for both archived and unarchived occupancy records.



emergencyreporting.com
Doc Id: 1026
Page # 1 of 3

| ID | OCCUPANCY | ADDRESS | DATE | INSPECTOR | RESULT | NOTES |
|-----------------------------|--------------------|---|------------|-------------------------|--------|-------|
| Inspection Type: OTC | | | | | | |
| 11075 - 3 | Atlas Total Health | 1423 W Walnut AVE #Suite3 Dalton, GA 30720 | 03/07/2022 | Hearn, Scott Raymond | Passed | |

Total # Inspections for OTC: 3

| | | | | | | |
|------------------------------------|---------------------|---|------------|-------------------------|----------------------|---|
| Inspection Type: Site Visit | | | | | | |
| 10357 | Murphy USA | 885 Shugart RD Dalton, GA 30720 | 03/01/2022 | Hearn, Scott Raymond | Passed | |
| 10960 | Shaw Industries | 2305 Abutment RD Dalton, GA 30720 | 03/01/2022 | Blankenship, Donnie | Passed with Comments | I met with representatives from Shaw Industries and Pye-Barker in regards to the coater fire that had taken place the previous day. I advised them to send us a report on the lab test of the sprinkler heads from the coater. |
| 10231 | DPS-City Park Annex | 105 N Thornton AVE Dalton, GA 30720 | 03/01/2022 | Stratton, Dale Lee | Passed with Comments | Site visit conducted at the request of Kevin Bruce-maintenance supervisor at DPS- to discuss Smoke Partition requirements in an existing education facility. |
| 11154 | Barrett Properties | 1008 Professional BLVD Dalton, GA 30720 | 03/01/2022 | Blankenship, Donnie | Passed | I inspected the second floor renovations for a final. |
| 10456 - 2 | Roses | 1205 N Glenwood AVE #Suite 3 Dalton, GA 30721 | 03/01/2022 | Stratton, Dale Lee | Passed with Comments | A follow up site visit was conducted at Ollie's and Roses to assess repairs and serviceability of the sprinkler system. The initial inspection was conducted on 2-1-2022. Kim Gatlin, the store manager, stated the repairs have been completed and as of 3-1-2022, the system has been returned to service. The wall indicator valves are chained in the OPEN position. |
| 10456 - 1 | Ollie's | 1205 N Glenwood AVE #Suite 1 Dalton, GA 30721 | 03/01/2022 | Stratton, Dale Lee | Passed with Comments | A follow up site visit was conducted at Ollie's and Roses to assess repairs and serviceability of the sprinkler system. The initial inspection was conducted on 2-1-2022. Autumn Rozier, the store manager, stated the repairs have been completed and as of 3-1-2022, the system has been returned to service. The wall indicator valves behind Roses are chained in the OPEN position. The PIV in the southwest corner of the building is in the OPEN position. |
| 11220 | Jim's Liquor | 1507 E Walnut AVE Dalton, GA 30720 | 03/01/2022 | Hearn, Scott Raymond | Passed with Comments | Apply for alcohol permit. |

Includes LOCKED inspections for both archived and unarchived occupancy records.



| ID | OCCUPANCY | ADDRESS | DATE | INSPECTOR | RESULT | NOTES |
|------------------------------------|---------------------------------------|--|------------|-------------------------|----------------------|---|
| Inspection Type: Site Visit | | | | | | |
| 11084 | Dalton State College | 650 College DR Dalton, GA 30720 | 03/02/2022 | Blankenship, Donnie | Passed with Comments | Went by to look at the new address signage of buildings on campus. |
| 10196 - 2 | Apartments @ 222 N Hamilton Street | 222 N Hamilton ST Dalton, GA 30720 | 03/02/2022 | Blankenship, Donnie | Passed with Comments | It appears all construction has stopped as I advised them to do. Once proper plans have been submitted, and permits obtained we will revisit the project. |
| 10675 | The Cliffs Apartments | 816-826 Shugart RD Dalton, GA 30720 | 03/03/2022 | Hearn, Scott Raymond | Passed with Comments | Discussed hydrant, emergency lighting and stairs. |
| 10852 | Hill & Williams Brothers Inc. | 434 Fourth AVE Dalton, GA 30720 | 03/07/2022 | Stratton, Dale Lee | Passed with Comments | Placed keys in the Knox Box. The hood has been installed. The addressing is on a contrasting background and is large enough to see from the roadway. |

Total # Inspections for Site Visit: 11

TOTAL # INSPECTIONS: 24

Includes LOCKED inspections for both archived and unarchived occupancy records.



Dalton Fire Department

Dalton, GA

This report was generated on 4/4/2022 1:58:33 PM



Occupancy Inspection History per Occupancy with Violations

Inspection Observations: CORRECTIVE ACTION PLAN, FAIL | Occupancy Categories: All Categories | Start Date: 03/01/2022 | End Date: 03/31/2022

| INSPECTION DATE | INSPECTION TYPE | RESULT | NOTES | QUESTION | REMARKS | OBSERVATION |
|--|-----------------|----------------------|---|---|--|-------------|
| Engine 1 A Shift | | | | | | |
| Apartments @ 222 N Hamilton Street - 222 N Hamilton ST | | | | | | |
| 03/02/2022 | Site Visit | Passed with Comments | It appears all construction has stopped as I advised them to do. Once proper plans have been submitted, and permits obtained we will revisit the project. | If a change of occupancy has occurred, does the building comply with current code requirements? | I performed a site visit based on information that construction was taking place at the building. While on site I observed new construction on division 1 behind Baja Coop. I was advised by workers on site that they were constructing a new apartment in a space that was previously used as a business occupancy. After speaking with Chief Daniel, and Building Official Michael Fowler, I advised the workers that they had to stop work based on the fact that there were no plans submitted or permits pulled to perform the work. I contacted the owner of the building Misty Williams via phone and advised her of the situation. I also spoke later on with Rod Adams whom the owner had hired to oversee the work and advised him of the proper procedures required to perform the work. | FAIL |
| Engine 1 B Shift | | | | | | |

Occupancy Inspection History per Occupancy with Violations where Remarks are recorded on Page 2 of Inspection.



emergencyreporting.com

Doc Id: 1362

Page # 1 of 8

Johnny's Remodeling Plumbing LLC - 709 N Hamilton ST - 706-459-7317

| | | | | | | |
|------------|-----|------------------------------|--|---|---|------------------------|
| 03/01/2022 | OTC | Corrective Action Plan Given | | Are there any identifiable electrical hazards? | Exposed electrical wiring should be in conduit. | CORRECTIVE ACTION PLAN |
| | | | | Is address signage correct and in place? | Install code compliant address signage. Current signage is too small. | CORRECTIVE ACTION PLAN |
| | | | | Does the selection, distribution, installation, and maintenance of portable fire extinguishers comply with NFPA 10? | Install a fire extinguisher per code requirements. Ensure it has been tagged by a GA licensed fire extinguisher contractor. | CORRECTIVE ACTION PLAN |

Engine 2 B Shift**Lucky Mart - 1220 E Morris ST**

| | | | | | | |
|------------|-----|------------------------------|--|--|-------------------------------------|------------------------|
| 03/02/2022 | OTC | Corrective Action Plan Given | | Has a Knox Box containing the property access keys been installed? | Install a Knox Box on the building. | CORRECTIVE ACTION PLAN |
|------------|-----|------------------------------|--|--|-------------------------------------|------------------------|

Synthetic Turf Resources - 421 Callahan RD SE

| | | | | | | |
|------------|--------|------------------------------|---|---|---|------------------------|
| 03/07/2022 | Annual | Corrective Action Plan Given | A corrective action plan has been provided. | Are exit signs visible? | Repair or replace all exit signs that do not operate as designed. Install additional exit signs as discussed. | CORRECTIVE ACTION PLAN |
| | | | | Is a detector present at the location of each control unit(s), notification appliance circuit power extender(s) and supervising station transmitting equipment of the fire alarm to provide notification? | Install a smoke detector above the fire alarm control panel. | CORRECTIVE ACTION PLAN |
| | | | | Are there any identifiable electrical hazards? | Install blanks in open spaces in electrical panels. | CORRECTIVE ACTION PLAN |
| | | | | Have sprinklers been maintained and in operational condition? | Review and repair the discrepancies listed in the current annual sprinkler inspection report. | CORRECTIVE ACTION PLAN |
| | | | | Are the installed sprinkler systems code compliant? | Install an FDC sign at the Fire Department Connection. | CORRECTIVE ACTION PLAN |
| | | | | Does the selection, distribution, installation, and maintenance of portable fire extinguishers comply with NFPA 10? | Install fire extinguishers in office area. | CORRECTIVE ACTION PLAN |

Engine 4 B Shift

Occupancy Inspection History per Occupancy with Violations where Remarks are recorded on Page 2 of Inspection.



emergencyreporting.com

Doc Id: 1362

Page # 2 of 8

First Student - 1810 S Hamilton ST - 706-428-9489

| | | | | | | |
|------------|--------|----------------------|---|--|---|------------------------|
| 03/01/2022 | Annual | Passed with Comments | A corrective action plan has been provided. | Are exits, other than main exits properly marked? | Remove EXIT sign leading into the garage area. | CORRECTIVE ACTION PLAN |
| | | | | Are exit signs visible? | Repair or replace all exit signs that do not operate as designed. | CORRECTIVE ACTION PLAN |
| | | | | Are there any identifiable electrical hazards? | Multi plug adapters shall be mounted according to manufacturers recommended specifications. Maintain a 36" clearance around breaker panels. | CORRECTIVE ACTION PLAN |
| | | | | Is address signage correct and in place? | Install larger address numerics. | CORRECTIVE ACTION PLAN |
| | | | | Has a Knox Box containing the property access keys been installed? | Install a Knox Box. | CORRECTIVE ACTION PLAN |
| | | | | Are the means of egress free of obstructions or impediments? | Replace exit hardware. | CORRECTIVE ACTION PLAN |

Preferred Tufters - 1135 Riverbend DR

| | | | | | | |
|------------|--------|------------------------------|--|--|---|------------------------|
| 03/03/2022 | Annual | Corrective Action Plan Given | | Are there any identifiable electrical hazards? | Maintain 3 feet of clearance from electrical panel. | CORRECTIVE ACTION PLAN |
| | | | | Has a Knox Box containing the property access keys been installed? | Add Knox Box to building. | CORRECTIVE ACTION PLAN |
| | | | | Are the means of egress free of obstructions or impediments? | Clear out exits. | CORRECTIVE ACTION PLAN |

Ladder 3 B Shift**The Cliffs Apartments - 816-826 Shugart RD - 706-271-7265**

| | | | | | | |
|------------|------------------|------------------------------|--|--|--|------------------------|
| 03/03/2022 | Annual Apartment | Corrective Action Plan Given | | Is required emergency lighting in place? | Install emergency lighting in the stairwells. (Throughout the apartment complex.) The use of external lighting will suffice until major changes to the structure occur; at that point emergency lighting shall be provided. | CORRECTIVE ACTION PLAN |
| | | | | | | |

Occupancy Inspection History per Occupancy with Violations where Remarks are recorded on Page 2 of Inspection.



emergencyreporting.com

Doc Id: 1362

Page # 3 of 8

| | | | | | | |
|---|--|--|--|--|--|------------------------|
| | | | | Have all applicable code requirements been met? | <p>1) Handicapped parking signs must be installed to the proper height throughout the complex.</p> <p>2) At the main office: remove the outdated contact information and replace it with updated contact information</p> <p>Handicapped signs have been raised according to ADA requirements.</p> | CORRECTIVE ACTION PLAN |
| | | | | Are there any identifiable electrical hazards? | <p>1) All wire splices must be installed in a junction box.</p> <p>2) A junction box cover must be installed on all junction boxes containing electrical wire splices.</p> <p>3) Junction boxes must be properly mounted.</p> <p>4) Ensure all required electrical coverings are in place.</p> <p>5) Ensure all electrical connections are code compliant.</p> | CORRECTIVE ACTION PLAN |
| | | | | Are the means of egress free of obstructions or impediments? | <p>1) All stairwells and landings must be inspected and repaired by a Georgia licensed contractor.</p> <p>2) Vegetation in front of first floor windows must be trimmed or removed to provide a clear means of escape. (Throughout the complex)</p> <p>Vegetation has been removed give access as required.</p> | CORRECTIVE ACTION PLAN |
| | | | | Have fire hydrants been maintained in proper working condition according to manufacturer's recommended specifications? | <p>1) Company fire hydrants must be inspected and flowed by a Georgia licensed contractor annually.</p> <p>2) Fire hydrants must be installed to the proper height.</p> <p>3) Markings annotating the NO PARKING area in front of the hydrant must be red in color.</p> <p>Area around hydrant have been painted red.</p> | CORRECTIVE ACTION PLAN |
| The Cliffs Apartments 818 A B & C - 818 Shugart RD - 706-271-7265 | | | | | | |

Occupancy Inspection History per Occupancy with Violations where Remarks are recorded on Page 2 of Inspection.



| | | | | | | |
|------------|------------------|------------------------------|--|--|--|------------------------|
| 03/03/2022 | Annual Apartment | Corrective Action Plan Given | | Is required emergency lighting in place? | Install emergency lighting in the stairwells Additional lighting not to be required at this time. If major renovations occur, the addition of emergency lighting shall be provided. | CORRECTIVE ACTION PLAN |
| | | | | Have all applicable code requirements been met? | 1) Handicapped parking signs must be installed to the proper height throughout the complex. 2) At the main office: remove the outdated contact information and replace it with updated contact information. Handicapped signs have been raised to ADA requirements. 3/3/2022 | CORRECTIVE ACTION PLAN |
| | | | | Are there any identifiable electrical hazards? | (apartment A1) Properly install electrical outlet. (apartment A4) Electrical wire splices must be installed in a mounted and covered junction box. | CORRECTIVE ACTION PLAN |
| | | | | Are the means of egress free of obstructions or impediments? | 1) All stairwells and landings must be inspected and repaired by a Georgia licensed contractor. 2) Vegetation in front of first floor windows must be trimmed or removed to provide a clear means of escape. Vegetation has been removed for access. 3/3/2022 | CORRECTIVE ACTION PLAN |

Occupancy Inspection History per Occupancy with Violations where Remarks are recorded on Page 2 of Inspection.



emergencyreporting.com

Doc Id: 1362

Page # 5 of 8

The Cliffs Apartments 820 A - 820 Shugart RD - 706-271-7265

| | | | | | | |
|------------|---------------------|---------------------------------|--|---|--|---------------------------|
| 03/03/2022 | Annual Apartment | Corrective Action Plan Given | | Is required emergency lighting in place? | Install emergency lighting in the stairwells. Emergency lighting found to be sufficient at this time. Additional emergency lighting shall be required upon major renovation to structure. | CORRECTIVE ACTION PLAN |
| | | | | Are there any identifiable electrical hazards? | (apartment C2, C5, C6, and crawl space) 1) Electrical wiring must be installed in conduit or covered with the appropriate materials. 2) All wire splices must be installed in a junction box. 3) A junction box cover must be installed on all junction boxes containing electrical wire splices. 4) Junction boxes must be properly mounted. 5) Install a door on the electrical sub panel. 6) Ensure all GFI outlets are operate as designed. | CORRECTIVE ACTION PLAN |
| | | | | Are the means of egress free of obstructions or impediments? | 1) All stairwells and landings must be inspected and repaired by a Georgia licensed contractor. 2) Vegetation in front of first floor windows must be trimmed or removed to provide a clear means of escape. Vegetation has been removed for access. | CORRECTIVE ACTION PLAN |

Occupancy Inspection History per Occupancy with Violations where Remarks are recorded on Page 2 of Inspection.



emergencyreporting.com

Doc Id: 1362

Page # 6 of 8

The Cliffs Apartments 826 A B C & D - 826 Shugart RD - 706-271-7265

| | | | | | | |
|------------|------------------|------------------------------|--|--|---|------------------------|
| 03/03/2022 | Annual Apartment | Corrective Action Plan Given | | Is required emergency lighting in place? | Install emergency lighting in the stairwells. Emergency lighting found to be sufficient at this time. Additional emergency lighting shall be required upon major renovation to structure. | CORRECTIVE ACTION PLAN |
| | | | | Are the means of egress free of obstructions or impediments? | 1) All stairwells and landings must be inspected and repaired by a Georgia licensed contractor. 2) Vegetation in front of first floor windows must be trimmed or removed to provide a clear means of escape. Vegetation has been removed for access. 3/3/2022 | CORRECTIVE ACTION PLAN |

Squad 1 A Shift

Occupancy Inspection History per Occupancy with Violations where Remarks are recorded on Page 2 of Inspection.



emergencyreporting.com

Doc Id: 1362

Page # 7 of 8

Columbia Recycling - 2000 S Hamilton ST

| | | | | | | |
|------------|--------|----------------------|---|---|--|------------------------|
| 03/07/2022 | Annual | Passed with Comments | A corrective action plan has been provided. | Is required emergency lighting in place? | Install emergency lighting throughout the warehouse. | CORRECTIVE ACTION PLAN |
| | | | | Are exit signs visible? | Install exit signs as discussed. Repair or replace all exit signs that do not operate as designed. | CORRECTIVE ACTION PLAN |
| | | | | Are there any identifiable electrical hazards? | Install blanks in open spaces in electrical panels. | CORRECTIVE ACTION PLAN |
| | | | | Has a Knox Box containing the property access keys been installed? | Install a Knox Box. | CORRECTIVE ACTION PLAN |
| | | | | Are the means of egress free of obstructions or impediments? | Maintain clear means of egress. | CORRECTIVE ACTION PLAN |
| | | | | Are the installed sprinkler systems code compliant? | Repair sprinkler system deficiencies noted in the current annual sprinkler system report. Install an FDC sign at the Fire Department Connection. | CORRECTIVE ACTION PLAN |
| | | | | Does the selection, distribution, installation, and maintenance of portable fire extinguishers comply with NFPA 10? | Fire extinguishers require a current annual inspection. The inspection must be conducted by a Georgia licensed contractor. | CORRECTIVE ACTION PLAN |

Vacant - 205 W Industrial BLVD - 706-277-1977

| | | | | | | |
|------------|--------|----------------------|--|---|--|------------------------|
| 03/03/2022 | Annual | Passed with Comments | A site visit was conducted in lieu of annual inspection because the occupancy is vacant. Vacant as of 03/03/2022 | Have all applicable code requirements been met? | A site visit was conducted in lieu of annual inspection because the occupancy is vacant. | CORRECTIVE ACTION PLAN |
|------------|--------|----------------------|--|---|--|------------------------|

Occupancy Inspection History per Occupancy with Violations where Remarks are recorded on Page 2 of Inspection.



emergencyreporting.com

Doc Id: 1362

Page # 8 of 8