

**DALTON POLICE DEPARTMENT
PUBLIC SAFETY COMMISSION MEETING
NOVEMBER 17, 2020**

SUMMARY OF DATA AND CRIME STATISTICS FOR OCTOBER 2020

General

Part 1 crimes have decreased approximately 18.8% when compared to year to date numbers from October 2019. Part 2 crimes also decreased by approximately 2.4% during the same time. Year to date calls for service are 10% higher than in 2019. Traffic crashes have decreased by approximately 18.6% when compared to year to date numbers from October 2019.

DALTON POLICE DEPARTMENT CRIME STATISTICS												
	INCIDENTS				CLEARANCES				ARRESTS			
			2020	2019			2020	2019			2020	2019
	10/20	10/19	YTD	YTD	10/20	10/19	YTD	YTD	10/20	10/19	YTD	YTD
Part I Offenses												
Homicide	0	0	0	1	0	0	1	0	0	0	0	0
Rape	0	1	6	16	1	0	3	10	1	0	1	0
Robbery	2	2	17	7	2	0	9	6	2	0	7	6
Aggravated Assault	13	7	61	56	10	9	42	46	8	9	39	40
Burglary	5	9	76	92	2	8	15	31	2	7	24	27
Larceny - Theft	66	66	554	738	13	19	176	299	10	13	146	248
Motor Vehicle Theft	3	8	65	51	1	1	18	20	1	1	14	13
Arson	0	0	1	0	0	0	1	1	0	0	1	1
PART I SUBTOTAL	89	93	780	961	29	37	265	413	24	30	232	335

Part 2 Offenses	Total
Code Violation	54
Traffic Offense	54
Warrant Served	50
Controlled Substance Offense	43
Battery/Assault - Non-aggravated	38
Forgery/Fraud	30
Destruct/Damage/Vandalize Property	26
Trespass of Real Property	24
DUI	16
Disorderly Conduct	14

Traffic offenses increased by approximately 20% in October 2020 compared to September 2020. DUI offenses decreased by approximately 11% when compared to September 2020. Calls for service increased by approximately 3% when compared to 2019. Citations showed a decrease of 23% compared to 2019 numbers.

	October 2020	October 2019
Calls for Service	3,962	3,793
Traffic Crashes	123	136
Citations	1,262	1,024

**DALTON POLICE DEPARTMENT
PUBLIC SAFETY COMMISSION MEETING
NOVEMBER 17, 2020**

DALTON POLICE DEPARTMENT CRIME DASHBOARD YTD 2016-2020
October 2020

	2016	2017	2018	2019	2020	TREND
Part I Crimes YTD	1,107	1004	983	961	780	
Homicides	0	0	0	1	0	
Rape	17	15	9	16	6	
Robbery	19	17	27	7	17	
Aggravated Assault	61	63	47	56	61	
Violent Crime Totals	97	95	83	80	84	
Burglary	159	112	105	92	76	
Larceny-Theft	801	725	727	738	554	
Motor Vehicle Theft	44	68	65	51	65	
Arson	6	4	3	0	1	
Property Crime Totals	1010	909	900	881	696	
Violent Crime Clearance	70%	86%	57%	78%	65%	
Property Crime Clearance	35%	36%	36%	40%	30%	
Part I Arrests	336	320	293	335	232	
Citations	10,826	9,831	11,565	10,624	10,104	
Calls for Service	36,961	33,653	35,275	36,823	40,506	
Traffic Crashes	1,183	1,190	1,170	1,169	952	

Analysis

In the year to date 2020 there have been 780 Part 1 crimes reported versus 961 in 2019 which shows an approximate decrease of 18.8%. Larceny-Theft crimes have decrease approximately 24.9% when compared to 2019 numbers.

There have been 84 violent crimes reported 2020 YTD compared to 80 reported violent crimes YTD 2019. Year to date property crimes have shown a decrease of approximately 21% when compared to 2019 YTD statistics.

Based on the statistics from the previous 5 years, property crime numbers are significantly lower than the normal range. Violent crime numbers are slightly lower than the 5 year average.

**DALTON POLICE DEPARTMENT
PUBLIC SAFETY COMMISSION MEETING
NOVEMBER 17, 2020**

**DALTON POLICE DEPARTMENT
CRIME STATISTICS**

	INCIDENTS				CLEARANCES				ARRESTS			
			2020	2019			2020	2019			2020	2019
	10/20	10/19	YTD	YTD	10/20	10/19	YTD	YTD	10/20	10/19	YTD	YTD
Part I Offenses												
Homicide	0	0	0	1	0	0	1	0	0	0	0	0
Rape	0	1	6	16	1	0	3	10	1	0	1	0
Robbery	2	2	17	7	2	0	9	6	2	0	7	6
Aggravated Assault	13	7	61	56	10	9	42	46	8	9	39	40
Burglary	5	9	76	92	2	8	15	31	2	7	24	27
Larceny - Theft	66	66	554	738	13	19	176	299	10	13	146	248
Motor Vehicle Theft	3	8	65	51	1	1	18	20	1	1	14	13
Arson	0	0	1	0	0	0	1	1	0	0	1	1
PART I SUBTOTAL	89	93	780	961	29	37	265	413	24	30	232	335
Part II Offenses												
Other Assaults - not agg.	38	30	362	369	35	19	257	252	25	10	223	198
Forgery/Counterfeiting	8	12	47	98	2	3	18	39	1	3	10	35
Fraud	22	13	165	220	2	6	36	71	2	5	29	61
Embezzlement	0	0	2	9	0	0	2	10	0	0	2	4
Stolen Property	2	4	16	24	2	3	21	14	2	3	21	14
Vandalism	26	27	264	324	4	9	65	96	3	8	61	76
Weapons Violations	9	6	40	54	16	6	48	53	15	6	47	44
Commercial Sex	0	0	1	3	0	0	0	2	0	0	0	2
Other Sex Offenses	7	12	67	63	2	4	24	24	1	1	12	10
Drug Sales	8	8	53	80	9	8	72	103	8	8	64	102
Drug Possession	35	23	259	437	32	20	211	465	24	19	194	456
Gambling	0	0	0	1	0	0	0	0	0	0	0	0
Offenses Against Family/Children	6	6	65	47	5	2	50	26	4	2	48	25
Liquor Violations	10	7	57	70	12	6	49	60	12	6	45	59
Drunkness	12	7	105	114	15	8	110	108	15	8	110	108
Other Disorderly Conduct	17	22	218	247	13	10	123	144	11	9	116	133
Curfew Violations	6	6	24	42	6	5	19	58	5	4	16	54
All Other Offenses	263	263	3036	2690	233	169	1666	2168	222	163	1806	2111
DUI	16	19	146	154	15	18	146	152	15	18	146	152
Human Trafficking	0	0	0	0	0	0	0	0	0	0	0	0
PART II SUBTOTAL	485	465	4927	5046	403	296	2917	3845	365	273	2950	3644
PART I AND II TOTAL	574	558	5707	6007	432	333	3182	4258	389	303	3182	3979

Crashes	2020		2019		Enforcement	2020		2019	
	10/20	10/19	YTD	YTD		10/20	10/19	YTD	YTD
Public Roadway	123	136	952	1,169	Citations	804	636	5,876	6,365
					Warnings	458	388	4,228	4,259
911 Calls	3,962	3,793	40,506	36,823	Totals	1,262	1,024	10,104	10,624

**DALTON POLICE DEPARTMENT
PUBLIC SAFETY COMMISSION MEETING
NOVEMBER 17, 2020**

20-006540

Aggravated Assault

626 Fourth Ave

An anonymous caller reported a disturbance between a male and female subject. Upon arrival officers found the two were in an argument and the male appeared to be under the influence of drugs and alcohol. The female was found to have injuries around her throat that were consistent with strangulation. The original caller was contacted and they confirmed that the male had choked the female, threatened to kill both the female and the caller, and drug the female around the apartment by her hair. While speaking with the female she also appeared to be suffering from short term memory loss and she was transported by HEMS to HMC for an evaluation. The male subject was taken into custody and was charged with appropriate offenses.

20-006590

Assault-knife

1306 Underwood St

The complainant contacted the police stating that his friend was cut by an unknown male after his friend came to the defense of an elder male. The victim was later interviewed the ER and said that two males were fighting and he tried to break it up. He said he was cut during the process. He did not wish a report or discuss it further. No video or physical evidence could be found to support the assault.

20-006601

VGCSA, DUI, Weapons Offense

Morris St & Martha Sue Dr

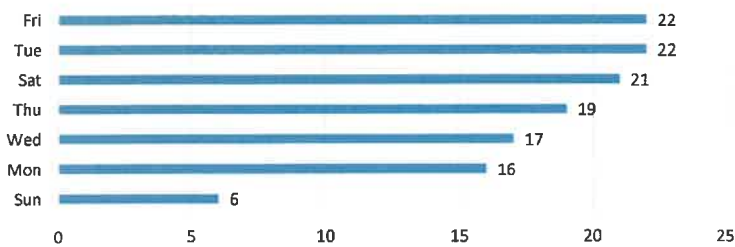
A male subject was stopped for a traffic violation and found to be driving under the influence. Incident to arrest officers located approximately two and a half ounces of suspected marijuana, THC oil, THC butter, drug related objects, two handguns and a shot gun. The subject tested above the legal limit on the state test. He was charged with applicable VGCSA and weapons offenses, in addition to the traffic violations.

**DALTON POLICE DEPARTMENT
PUBLIC SAFETY COMMISSION MEETING
NOVEMBER 17, 2020**

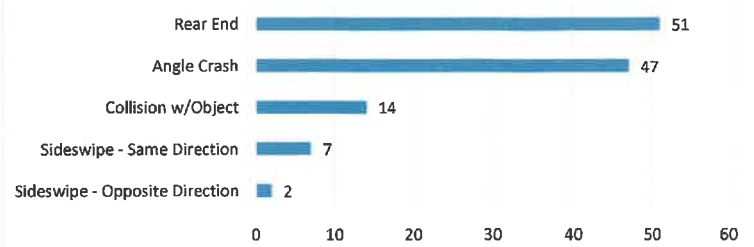
October 2020 Crash Statistics

In October 2020 there were 123 non-private property crashes reported. Injury crashes decreased, while total injuries stayed the same as September 2020. Rear end and angle crashes were the most prevalent during October 2020. Failure to yield was the leading contributing factor in injury crashes. Following too closely was the leading contributing factor in non-injury crashes. Chattanooga Rd/N Bypass and Walnut Ave had the highest number of crashes in October 2020. Glenwood Ave had the highest number of injuries during October 2020.

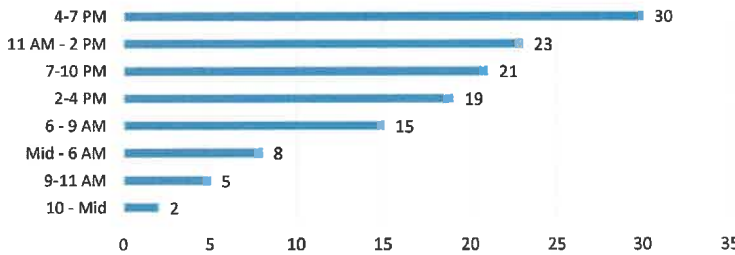
Day of Week



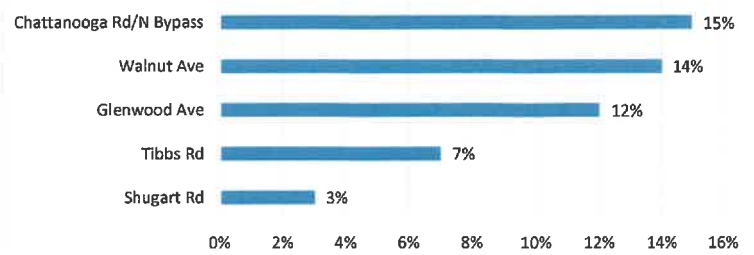
Crash Type



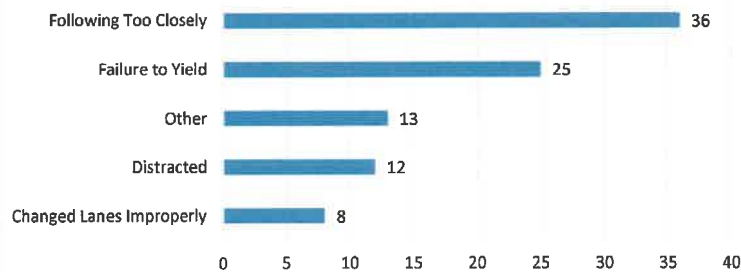
Time of Day



Top Streets



Top Contributing Factors



123 Crashes Reported in October 2020

- There were 35 more crashes in October 2020 than in September 2020.
 - 22 crashes reported in which injuries occurred.
 - That is one injury crash for every 5.59 crashes reported.
 - Multiple injuries were reported in 7 crashes.

- Total Injuries Reported
 - 31 injuries were reported.
 - 0 serious injuries were reported.

DALTON POLICE DEPARTMENT
PUBLIC SAFETY COMMISSION MEETING
NOVEMBER 17, 2020

Top 5 Streets

- Chattanooga Rd/N Bypass
 - 19 Total Crashes
 - 15.4 % of Total Crashes
 - 16.1 % of Injuries Reported (5 Injuries Reported on the Roadway)

- Walnut Ave
 - 17 Total Crashes
 - 13.8 % of Total Crashes
 - 19.4 % of Injuries Reported (6 Injuries Reported on this Roadway)

- Glenwood Ave
 - 15 Total Crashes
 - 12.2 % of Total Crashes
 - 22.6 % of Injuries Reported (7 Injuries Reported on this Roadway)

- Tibbs Rd
 - 9 Total Crashes
 - 7.3 % of Total Crashes
 - 6.5 % of Injuries Reported (2 Injuries Reported on the Roadway)

- Shugart Rd
 - 4 Total Crashes
 - 3.3 % of Total Crashes
 - 3.2 % of Injuries Reported (1 Injury Reported on the Roadway)

Crashes Involving DUI

- 2 Reported Crashes involving DUI

Crashes Involving Speed

- 7 Reported Crashes involving Speed (Includes Too Fast for Conditions)

Crashes Involving Distracted or Inattentive Driver

- 12 Crashes Reported with Distracted or Inattentive Driver

Crashes Involving Drivers Following One Another Too Closely

- 36 Crashes Reported involving Following Too Closely

**DALTON POLICE DEPARTMENT
PUBLIC SAFETY COMMISSION MEETING
NOVEMBER 17, 2020**

Crashes by Type

- Rear End 51 / 41.46%
- Angle 47 / 38.21%
- Collision with an Object 14 / 11.38%
- Sideswipe – Same Direction 7 / 5.69%
- Sideswipe – Opposite Direction 2 / 1.63%

Days of the Week

- 16 crashes occurred on Mondays
- 22 crashes occurred on Tuesdays
- 17 crashes occurred on Wednesdays
- 19 crashes occurred on Thursdays
- 22 crashes occurred on Fridays
- 21 crashes occurred on Saturdays
- 6 crashes occurred on Sundays

Time of Day

- 0000- 0559-8
- 0600-0859-15
- 0900-1059-5
- 1100-1359-23
- 1400-1559-19
- 1600-1859-30
- 1900-2159-21
- 2200-2359-2

Top Contributing Factors

- Following Too Closely: 36 (29.27 % of all crashes)
- Failure to Yield: 25 (20.33 % of all crashes)
- Other: 13 (10.57 % of all crashes)
- Distracted: 12 (10.23 % of all crashes)
- Changed Lanes Improperly: 8 (6.50 % of all crashes)

**DALTON POLICE DEPARTMENT
PUBLIC SAFETY COMMISSION MEETING
NOVEMBER 17, 2020**

Based on the crash data from September 2020, Selective Enforcement Details were conducted in the following areas in October 2020:

- **Walnut Ave**
- **Chattanooga Rd**
- **Glenwood Ave**

There were 30 total Enforcement Details conducted in October 2020, resulting in 349 total violations being identified.

Comparing the crash data compiled and the enforcement activities conducted for the month of October 2020, details will be conducted in November 2020 in the following areas:

- **Walnut Ave**
- **Chattanooga Rd**
- **Glenwood Ave**