



# Dalton Fire Department

404 School Street, Dalton, GA 30720

Phone: 706-278-7363

## Breakdown by Incident Type

Report Period: 4/1/2025 - 4/30/2025 11:59:59 PM

Incident Type	Incidents	Exposures
311 Medical assist, assist EMS crew	213	0
611 Dispatched & canceled en route	28	0
322 Motor vehicle accident with injuries	15	0
745 Alarm system activation, no fire - unintentional	11	0
743 Smoke detector activation, no fire - unintentional	10	0
622 No incident found on arrival at dispatch address	7	0
735 Alarm system sounded due to malfunction	7	0
324 Motor vehicle accident with no injuries.	6	0
412 Gas leak (natural gas or LPG)	3	0
131 Passenger vehicle fire	3	0
553 Public service	3	0
444 Power line down	3	0
671 HazMat release investigation w/no HazMat	2	0
715 Local alarm system, malicious false alarm	1	0
731 Sprinkler activation due to malfunction	1	0
740 Unintentional transmission of alarm, other	1	0
631 Authorized controlled burning	1	0
651 Smoke scare, odor of smoke	1	0
111 Building fire	1	0
445 Arcing, shorted electrical equipment	1	0
463 Vehicle accident, general cleanup	1	0
500 Service Call, other	1	0
522 Water or steam leak	1	0
551 Assist police or other governmental agency	1	0

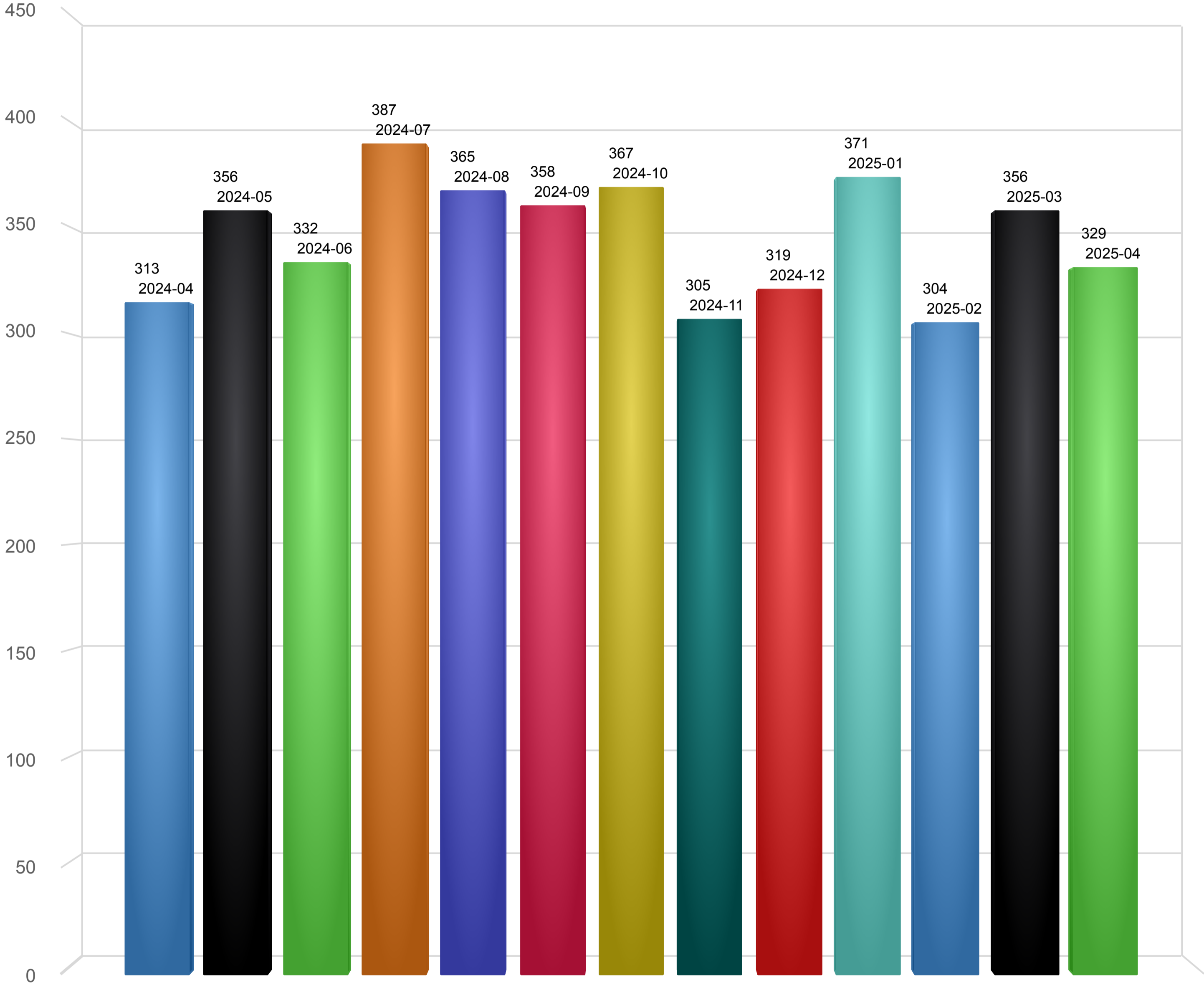
Incident Type	Incidents	Exposures
561 Unauthorized burning	1	0
323 Motor vehicle/pedestrian accident (MV Ped)	1	0
132 Road freight or transport vehicle fire	1	0
151 Outside rubbish, trash or waste fire	1	0
321 EMS call, excluding vehicle accident with injury	1	0
422 Chemical spill or leak	1	0
440 Electrical wiring/equipment problem, other	1	0

	Incidents	Exposures
<b>Total</b>	<b>329</b>	<b>0</b>

# Incidents by Months

04/01/2024-04/30/2025

- 2024-04
- 2024-05
- 2024-06
- 2024-07
- 2024-08
- 2024-09
- 2024-10
- 2024-11
- 2024-12
- 2025-01
- 2025-02
- 2025-03
- 2025-04



Incident Count

Total of Month: 4,462

Station 1

Station 2

Station 3

Station 4

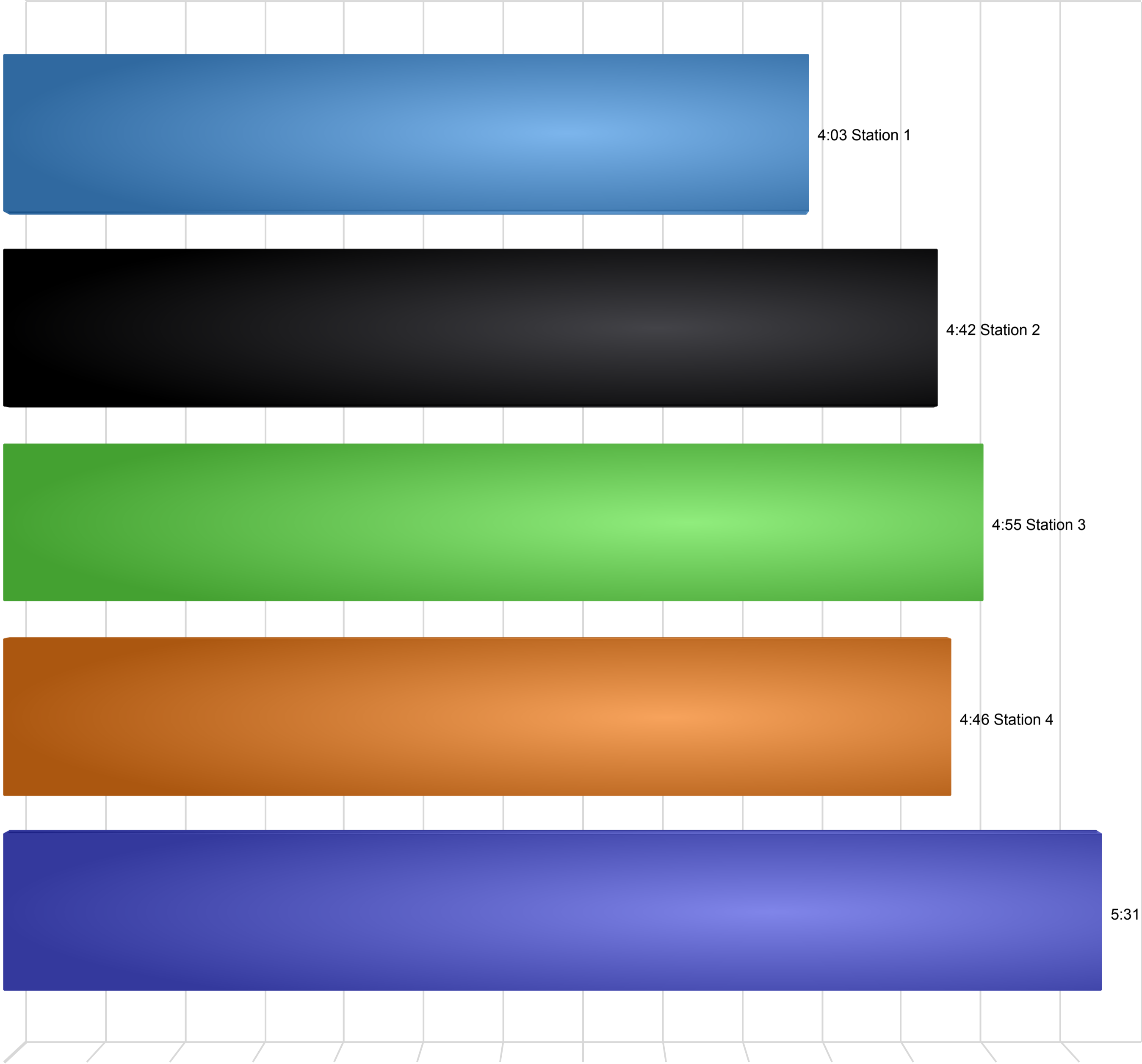
Station 5

Total of Station: 4:39

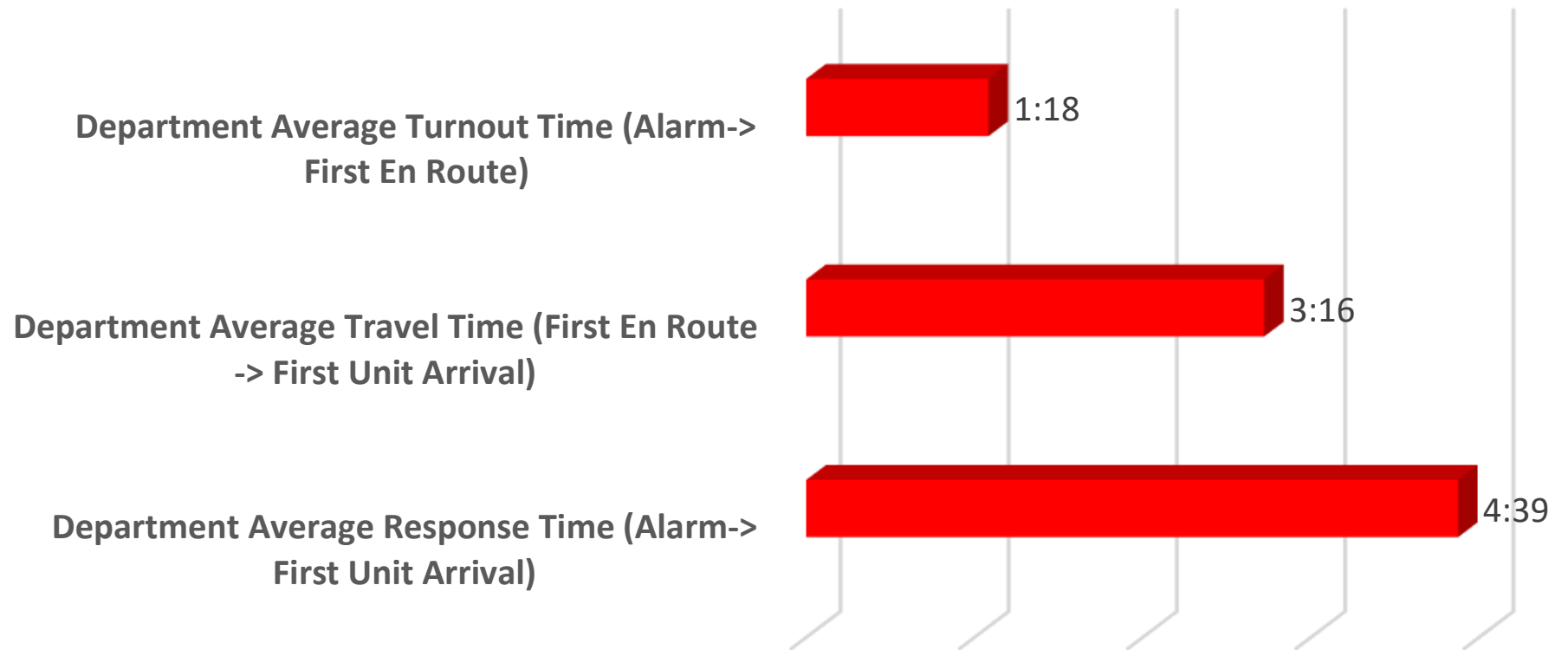
Average Response Time by Station

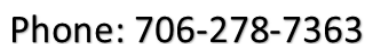
04/01/2025-04/30/2025

Response Time



## Department Response Times





(Dates: 04/01/25 - 04/30/25 23:59:59)

[illegible]

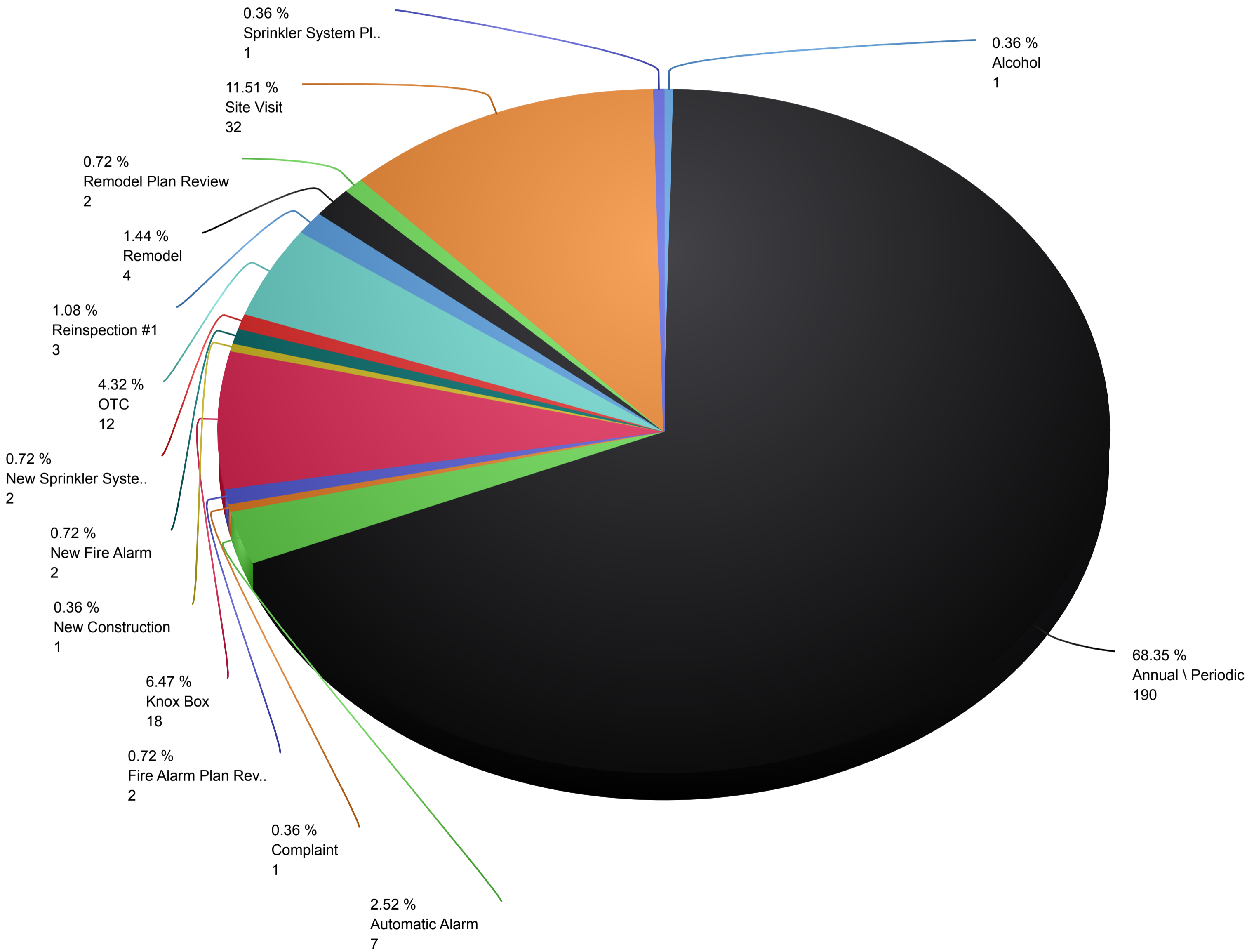
[illegible]

CODE	DESCRIPTOR	FREQ	FREQ %	EXPs	CIV DTHS	CIV DTHS	CIV INJ	CIV INJS	FF DTHS	FF DTHS	FF INJ	FF INJS	PROP LOSS	PROP LOSS	CONT LOSS	CONT LOSS	TOTAL LOSS	TOTAL LOSS %
622	No incident found on arrival at dispatch address	4	1.27%	0	0	0.00%	0	0.00%	0	0.00%	0	0.00%	0	0.00%	0	0.00%	0	0.00%
631	Authorized controlled burning	1	0.32%	0	0	0.00%	0	0.00%	0	0.00%	0	0.00%	0	0.00%	0	0.00%	0	0.00%
651	Smoke scare, odor of smoke	1	0.32%	0	0	0.00%	0	0.00%	0	0.00%	0	0.00%	0	0.00%	0	0.00%	0	0.00%
671	HazMat release investigation w/no HazMat	2	0.63%	0	0	0.00%	0	0.00%	0	0.00%	0	0.00%	0	0.00%	0	0.00%	0	0.00%
715	Local alarm system, malicious false alarm	1	0.32%	0	0	0.00%	0	0.00%	0	0.00%	0	0.00%	0	0.00%	0	0.00%	0	0.00%
731	Sprinkler activation due to malfunction	1	0.32%	0	0	0.00%	0	0.00%	0	0.00%	0	0.00%	0	0.00%	0	0.00%	0	0.00%
735	Alarm system sounded due to malfunction	7	2.22%	0	0	0.00%	0	0.00%	0	0.00%	0	0.00%	0	0.00%	0	0.00%	0	0.00%
740	Unintentional transmission of alarm, other	1	0.32%	0	0	0.00%	0	0.00%	0	0.00%	0	0.00%	0	0.00%	0	0.00%	0	0.00%
743	Smoke detector activation, no fire - unintentional	10	3.17%	0	0	0.00%	0	0.00%	0	0.00%	0	0.00%	0	0.00%	0	0.00%	0	0.00%
745	Alarm system activation, no fire - unintentional	10	3.17%	0	0	0.00%	0	0.00%	0	0.00%	0	0.00%	0	0.00%	0	0.00%	0	0.00%
Totals		315	100%	0	0	100%	0	100%	0	100%	0	100%	8,500	100%	0	100%	8,500	100%
Mutual Aid Given Incidents		14																

# Inspection Visit History by Inspection Type

04/01/2025-04/30/2025

- Alcohol
- Annual \ Periodic
- Automatic Alarm
- Complaint
- Fire Alarm Plan Review
- Knox Box
- New Construction
- New Fire Alarm
- New Sprinkler System
- OTC
- Reinspection #1
- Remodel
- Remodel Plan Review
- Site Visit
- Sprinkler System Plan Review



Total of Inspection Type: 278

# **Training Division Monthly Report**

## **April 2025**

### **Overview**

Internal continuing education for department members included Norfolk Southern Railroad Safety and Hazardous Materials class and the Night Club Nightmare mass gathering mass casualty class. Company-level training included ventilation and enlarged opening drills at acquired structures on Penrose Dr. and search and hose line deployment drills at acquired structures on East Walnut Ave. with Whitfield County Fire Department. The City of Dalton Residential Demolition Assistant Program facilitated training at these structures. Other company training included hazardous materials training, rapid intervention drills, area familiarization, and pre-fire planning. Training hours during the month of April totaled 2,988.

### **Outside Schools**

One firefighter attended Rescue Systems at Georgia Public Safety Training Center

One Cause and Origin Investigator attended a 40-hour Basic Post Blast Investigative Techniques course presented by the Bureau of Alcohol, Tobacco, Firearms, and Explosives at Redstone Arsenal, Alabama.

One inspector attended Fire Alarm & Suppression Systems at Georgia Public Safety Training Center

Five personnel gained American Heart Association CPR instructor certification in a class hosted by Hamilton Emergency Medical Services

## YEAR-TO-DATE BUDGET REPORT

04/30/2025

FOR 2025 04

ACCOUNTS FOR: 0010 GENERAL FUND - OPERATING	ORIGINAL APPROP	TRANFRS/ ADJSTMTS	REVISED BUDGET	YTD EXPENDED	ENCUMBRANCES	AVAILABLE BUDGET	PCT USED
350000 511100 WAGES REG	6,800,000	0	6,800,000	1,936,344.48	.00	4,863,655.52	28.5%
350000 511300 WAGES - OT	524,000	0	524,000	145,729.27	.00	378,270.73	27.8%
350000 512100 GROUP INS	1,130,000	0	1,130,000	369,635.24	.00	760,364.76	32.7%
350000 512110 PTST INS	14,500	0	14,500	6,374.00	.00	8,126.00	44.0%
350000 512200 FICA & MED	566,000	0	566,000	165,757.91	.00	400,242.09	29.3%
350000 512401 RETDCP	520,000	0	520,000	154,677.83	.00	365,322.17	29.7%
350000 512402 RET DBP	858,000	0	858,000	251,884.54	.00	606,115.46	29.4%
350000 512403 RET STATE	29,000	0	29,000	9,475.00	.00	19,525.00	32.7%
350000 512700 WORKERS CO	114,800	0	114,800	38,800.00	.00	76,000.00	33.8%
350000 512850 OPEB	199,000	0	199,000	62,948.66	.00	136,051.34	31.6%
350000 512900 OTHER EMPL	44,200	0	44,200	13,041.24	.00	31,158.76	29.5%
350000 512915 CLEANING A	50,500	0	50,500	489.25	.00	50,010.75	1.0%
350000 512950 FD CANCER	19,000	0	19,000	16,280.00	.00	2,720.00	85.7%
350000 513100 HISTORICAL	-214,000	0	-214,000	.00	.00	-214,000.00	.0%
350000 522140 LAWN CARE	5,500	0	5,500	1,456.00	.00	4,044.00	26.5%
350000 522210 BUILD R&M	68,000	0	68,000	22,112.30	42.24	45,845.46	32.6%
350000 522220 EQ REPAIRS	32,000	0	32,000	6,917.32	20.97	25,061.71	21.7%
350000 522220 APPA MTN APP	125,000	0	125,000	28,895.95	2,238.95	93,865.10	24.9%
350000 522320 RENT EQUIP	4,000	0	4,000	920.02	.00	3,079.98	23.0%
350000 523100 INSURANCE	108,500	-32,000	76,500	67,995.73	.00	8,504.27	88.9%
350000 523200 COMMUNICAT	37,000	0	37,000	9,531.52	647.90	26,820.58	27.5%
350000 523500 TRAVEL	20,000	0	20,000	3,090.95	.00	16,909.05	15.5%
350000 523600 DUES	6,000	0	6,000	350.00	.00	5,650.00	5.8%
350000 523630 RADIO SUBC	12,000	0	12,000	10,492.20	.00	1,507.80	87.4%
350000 523640 VEHICLE IM	1,000	0	1,000	.00	.00	1,000.00	.0%
350000 523700 TRAINING	28,000	0	28,000	12,389.93	41.20	15,568.87	44.4%
350000 523920 SOFT LIC	22,000	0	22,000	20,070.01	.00	1,929.99	91.2%
350000 531100 SUP GENERA	25,000	0	25,000	3,084.85	53.76	21,861.39	12.6%
350000 531110 SUP OFFICE	4,000	0	4,000	1,560.86	.00	2,439.14	39.0%
350000 531120 UNIFORMS	150,000	0	150,000	26,657.18	1,196.00	122,146.82	18.6%
350000 531150 SUP GROUND	3,000	0	3,000	.00	.00	3,000.00	.0%
350000 531200 UTILITIES	145,000	0	145,000	50,424.69	.00	94,575.31	34.8%
350000 531240 BOTTLE GAS	0	4,000	4,000	2,144.55	.00	1,855.45	53.6%
350000 531250 OIL	6,000	0	6,000	1,079.10	.00	4,920.90	18.0%
350000 531270 GASOLINE	17,000	-1,500	15,500	3,987.90	.00	11,512.10	25.7%
350000 531275 DIESEL	63,000	-2,500	60,500	14,420.37	.00	46,079.63	23.8%
350000 531300 MEALS FOOD	2,000	0	2,000	200.08	.00	1,799.92	10.0%
350000 531600 SMALL EQUI	30,000	0	30,000	499.00	.00	29,501.00	1.7%
350000 531700 OTHER SUPP	15,000	0	15,000	1,984.73	.00	13,015.27	13.2%
350000 531700 HAZM OTHER SUPP	12,000	0	12,000	1,111.38	.00	10,888.62	9.3%
350000 531700 SAFET OTHER SUPP	5,000	0	5,000	1,178.40	.00	3,821.60	23.6%
350000 542500 OTHER EQUI	4,000	0	4,000	.00	.00	4,000.00	.0%
TOTAL GENERAL FUND - OPERATING	11,605,000	-32,000	11,573,000	3,463,992.44	4,241.02	8,104,766.54	30.0%
TOTAL EXPENSES	11,605,000	-32,000	11,573,000	3,463,992.44	4,241.02	8,104,766.54	