



# Dalton Fire Department

404 School Street, Dalton, GA 30720

Phone: 706-278-7363

## Breakdown by Incident Type

Report Period: 11/01/24 - 11/30/24 23:59:59

Incident Type	Incidents	Exposures
311 Medical assist, assist EMS crew	179	0
611 Dispatched & canceled en route	25	0
322 Motor vehicle accident with injuries	18	0
324 Motor vehicle accident with no injuries.	14	0
622 No incident found on arrival at dispatch address	9	0
743 Smoke detector activation, no fire - unintentional	8	0
733 Smoke detector activation due to malfunction	7	0
745 Alarm system activation, no fire - unintentional	6	0
651 Smoke scare, odor of smoke	4	0
113 Cooking fire, confined to container	3	0
151 Outside rubbish, trash or waste fire	3	0
444 Power line down	3	0
445 Arcing, shorted electrical equipment	2	0
553 Public service	2	0
561 Unauthorized burning	2	0
736 CO detector activation due to malfunction	2	0
730 System malfunction, other	2	0
744 Detector activation, no fire - unintentional	1	0
740 Unintentional transmission of alarm, other	1	0
735 Alarm system sounded due to malfunction	1	0
671 HazMat release investigation w/no HazMat	1	0
715 Local alarm system, malicious false alarm	1	0
650 Steam, other gas mistaken for smoke, other	1	0
600 Good intent call, other	1	0

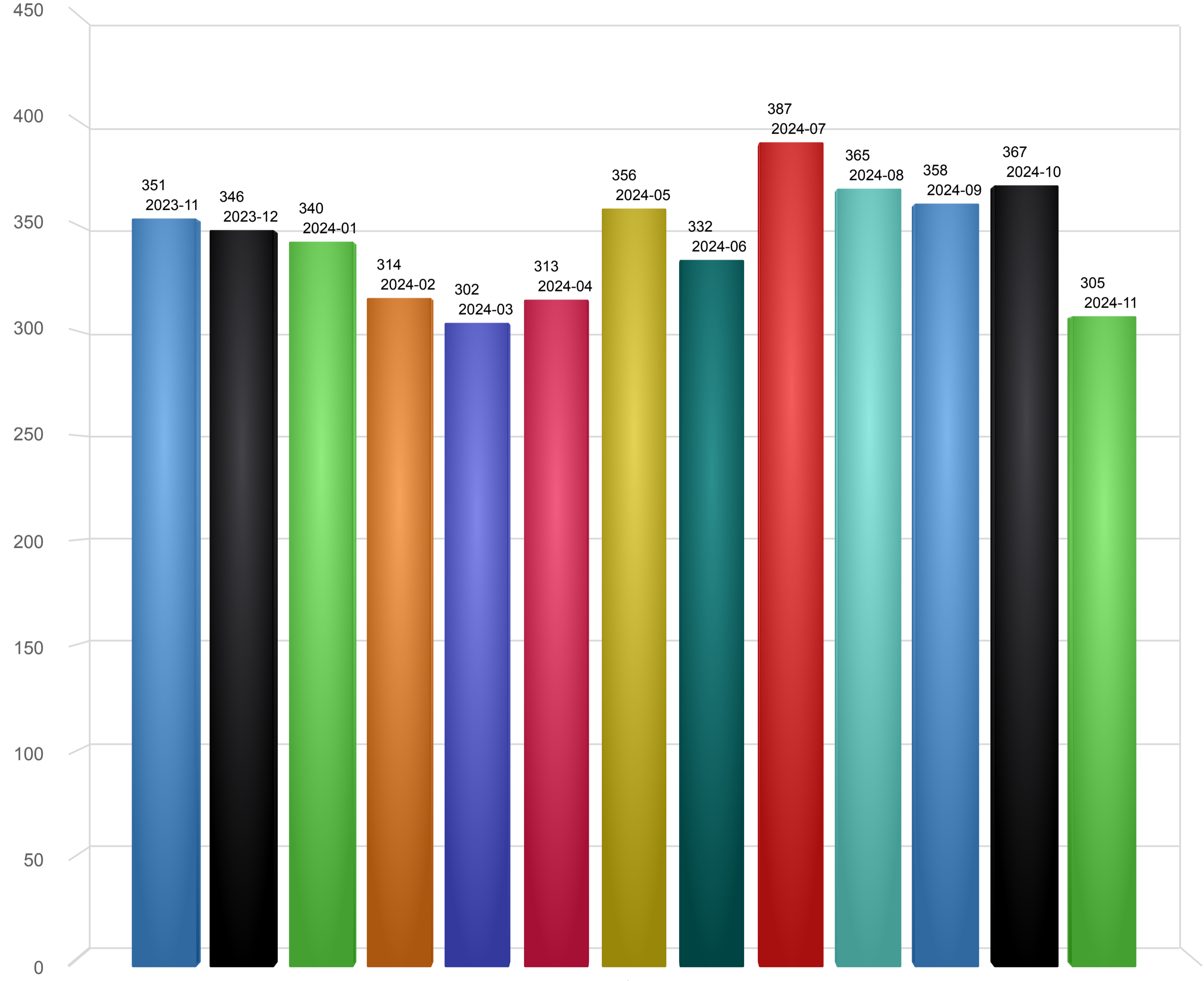
Incident Type	Incidents	Exposures
522 Water or steam leak	1	0
111 Building fire	1	0
118 Trash or rubbish fire, contained	1	0
131 Passenger vehicle fire	1	0
353 Removal of victim(s) from stalled elevator	1	0
411 Gasoline or other flammable liquid spill	1	0
412 Gas leak (natural gas or LPG)	1	0
440 Electrical wiring/equipment problem, other	1	0
442 Overheated motor	1	0

	Incidents	Exposures
<b>Total</b>	<b>305</b>	<b>0</b>

# Incidents by Months

11/01/2023-11/30/2024

- 2023-11
- 2023-12
- 2024-01
- 2024-02
- 2024-03
- 2024-04
- 2024-05
- 2024-06
- 2024-07
- 2024-08
- 2024-09
- 2024-10
- 2024-11



Incident Count

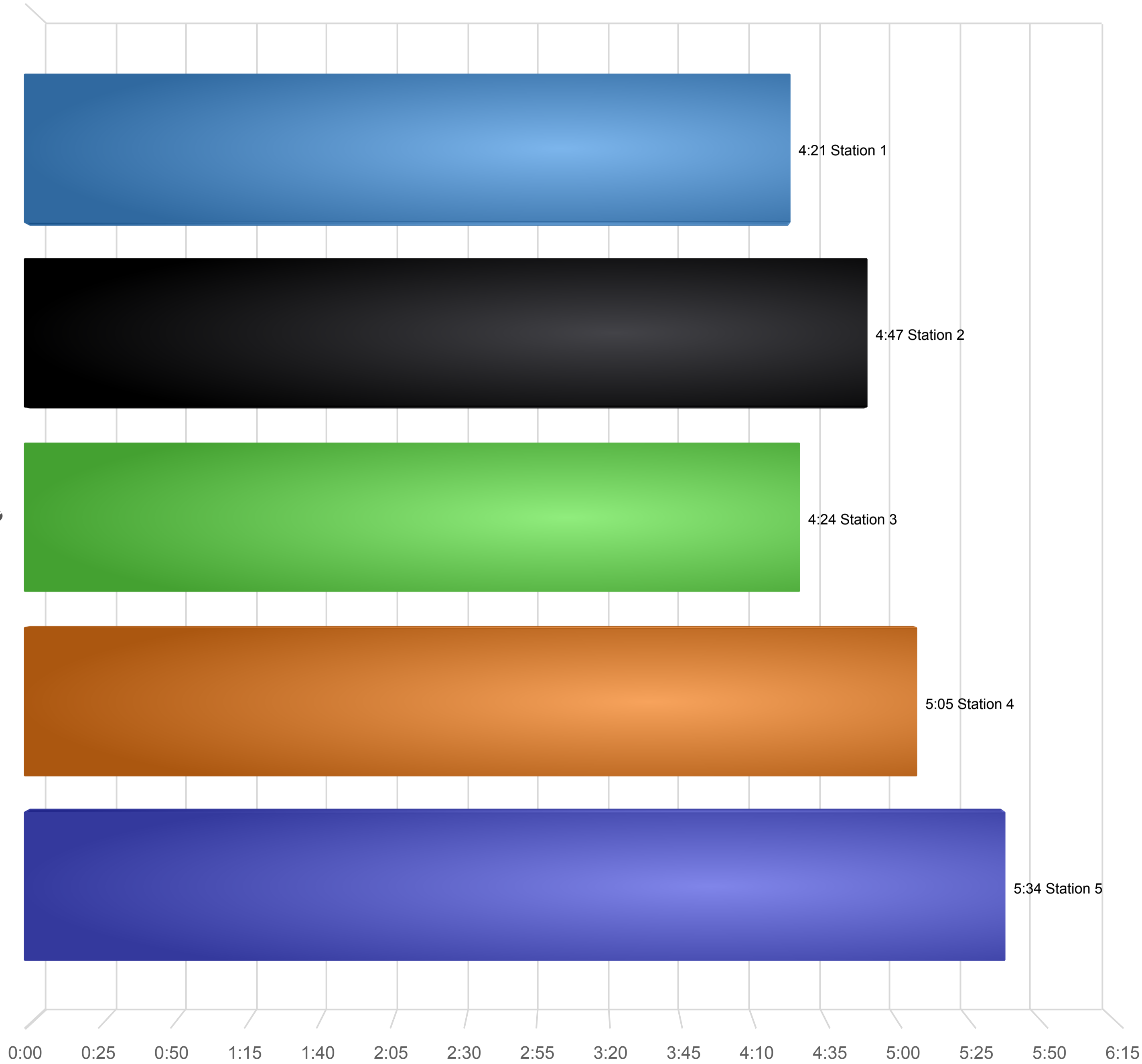
Total of Month: 4,436

# Average Response Time by Station

11/01/2024-11/30/2024

- Station 1
- Station 2
- Station 3
- Station 4
- Station 5

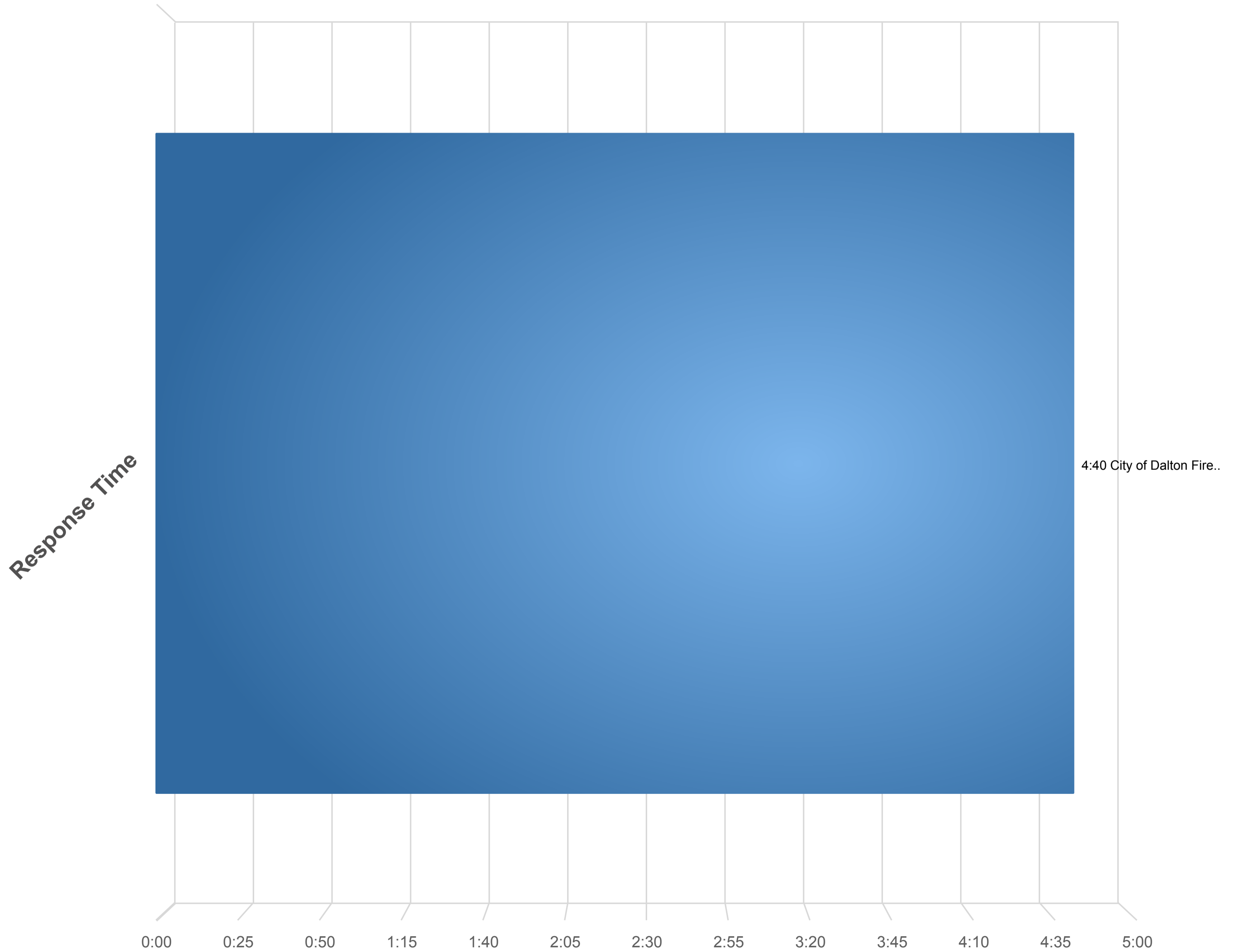
Response Time



Total of Station: 4:40

# Department Average Response Time (Alarm-> First Unit Arrival)

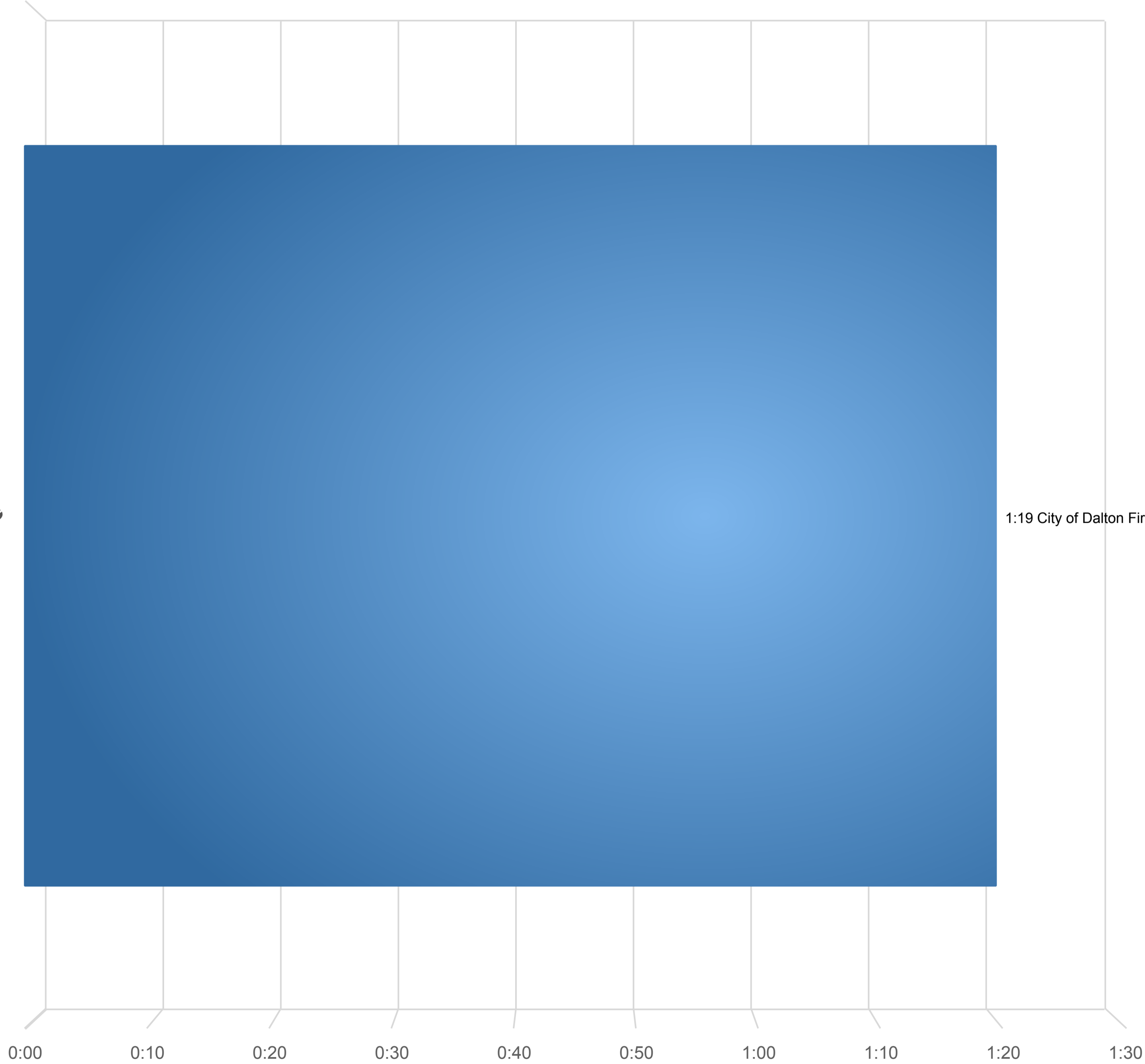
11/01/2024-11/30/2024



# Department Average Turnout Time (Alarm-> First En Route)

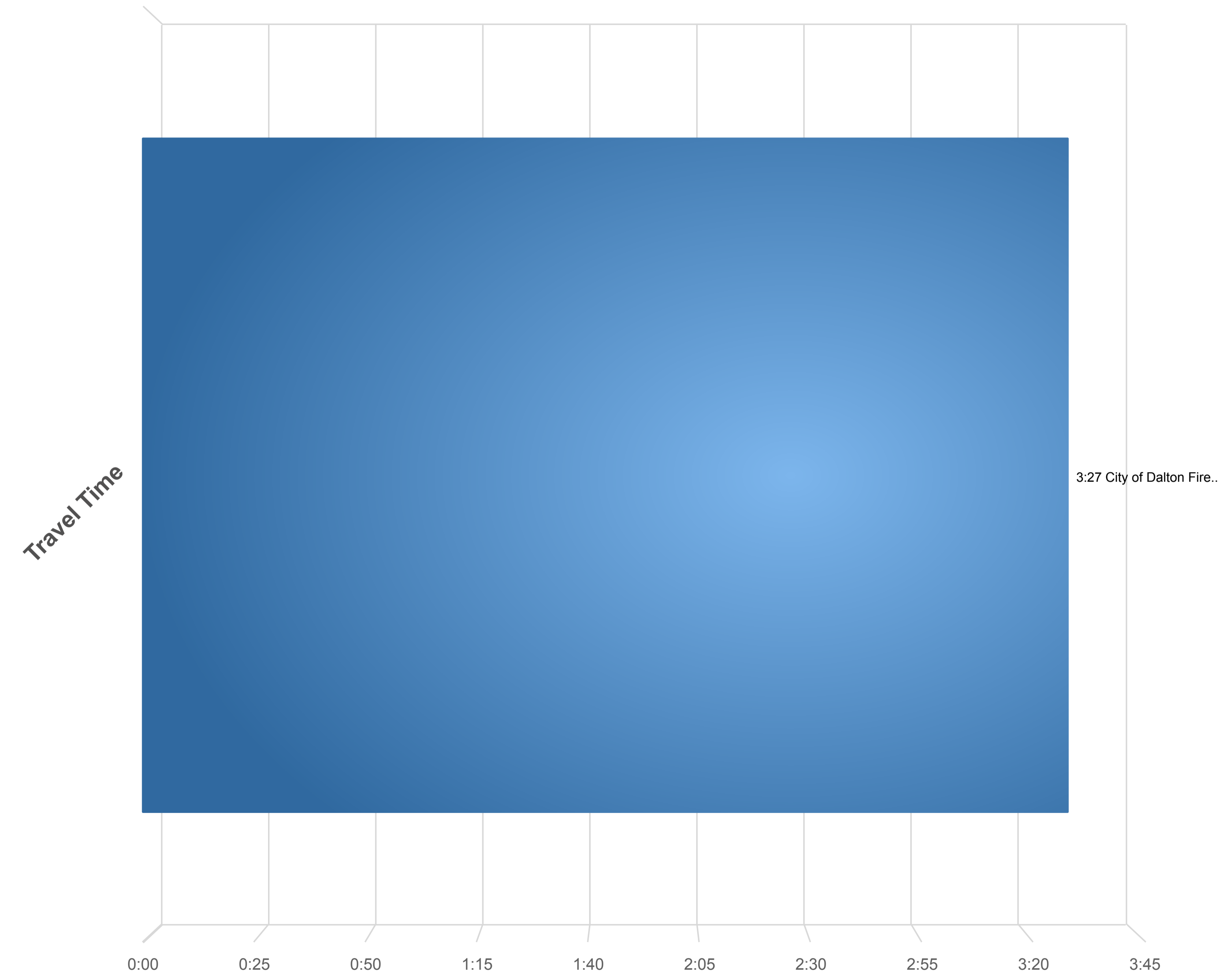
11/01/2024-11/30/2024

Turnout Time



# Department Average Travel Time (First En Route -> First Unit Arrival)

11/01/2024-11/30/2024





# Dalton Fire Department

404 School Street, Dalton, GA 30720

Phone: 706-278-7363

## Injuries and Property Loss

(Dates: 11/01/24 - 11/30/24 23:59:59)

CODE	DESCRIPTOR	FREQ	FREQ %	EXPs	CIV DTHS	CIV DTHS	CIV INJ	CIV INJS	FF DTHS	FF DTHS	FF INJ	FF INJS	PROP LOSS	PROP LOSS	CONT LOSS	CONT LOSS	TOTAL LOSS	TOTAL LOSS %
111	Building fire	0	0.00%	0	0	0.00%	0	0.00%	0	0.00%	0	0.00%	0	0.00%	0	0.00%	0	0.00%
113	Cooking fire, confined to container	3	1.07%	0	0	0.00%	0	0.00%	0	0.00%	0	0.00%	0	0.00%	100	100.00 %	100	1.96%
118	Trash or rubbish fire, contained	1	0.36%	0	0	0.00%	0	0.00%	0	0.00%	0	0.00%	0	0.00%	0	0.00%	0	0.00%
131	Passenger vehicle fire	1	0.36%	0	0	0.00%	0	0.00%	0	0.00%	0	0.00%	0	0.00%	0	0.00%	0	0.00%
151	Outside rubbish, trash or waste fire	2	0.71%	0	0	0.00%	0	0.00%	0	0.00%	0	0.00%	0	0.00%	0	0.00%	0	0.00%
311	Medical assist, assist EMS crew	174	61.92%	0	0	0.00%	0	0.00%	0	0.00%	0	0.00%	0	0.00%	0	0.00%	0	0.00%
322	Motor vehicle accident with injuries	15	5.34%	0	0	0.00%	0	0.00%	0	0.00%	0	0.00%	0	0.00%	0	0.00%	0	0.00%
324	Motor vehicle accident with no injuries.	11	3.91%	0	0	0.00%	0	0.00%	0	0.00%	0	0.00%	0	0.00%	0	0.00%	0	0.00%
353	Removal of victim(s) from stalled elevator	1	0.36%	0	0	0.00%	0	0.00%	0	0.00%	0	0.00%	0	0.00%	0	0.00%	0	0.00%



CODE	DESCRIPTOR	FREQ	FREQ %	EXPs	CIV DTHS	CIV DTHS	CIV INJ	CIV INJS	FF DTHS	FF DTHS	FF INJ	FF INJS	PROP LOSS	PROP LOSS	CONT LOSS	CONT LOSS	TOTAL LOSS	TOTAL LOSS %
411	Gasoline or other flammable liquid spill	1	0.36%	0	0	0.00%	0	0.00%	0	0.00%	0	0.00%	0	0.00%	0	0.00%	0	0.00%
412	Gas leak (natural gas or LPG)	1	0.36%	0	0	0.00%	0	0.00%	0	0.00%	0	0.00%	0	0.00%	0	0.00%	0	0.00%
440	Electrical wiring/equipment problem, other	1	0.36%	0	0	0.00%	0	0.00%	0	0.00%	0	0.00%	0	0.00%	0	0.00%	0	0.00%
442	Overheated motor	1	0.36%	0	0	0.00%	0	0.00%	0	0.00%	0	0.00%	0	0.00%	0	0.00%	0	0.00%
444	Power line down	3	1.07%	0	0	0.00%	0	0.00%	0	0.00%	0	0.00%	5,000	100.00%	0	0.00%	5,000	98.04%
445	Arcing, shorted electrical equipment	2	0.71%	0	0	0.00%	0	0.00%	0	0.00%	0	0.00%	0	0.00%	0	0.00%	0	0.00%
522	Water or steam leak	1	0.36%	0	0	0.00%	0	0.00%	0	0.00%	0	0.00%	0	0.00%	0	0.00%	0	0.00%
553	Public service	2	0.71%	0	0	0.00%	0	0.00%	0	0.00%	0	0.00%	0	0.00%	0	0.00%	0	0.00%
561	Unauthorized burning	2	0.71%	0	0	0.00%	0	0.00%	0	0.00%	0	0.00%	0	0.00%	0	0.00%	0	0.00%
600	Good intent call, other	1	0.36%	0	0	0.00%	0	0.00%	0	0.00%	0	0.00%	0	0.00%	0	0.00%	0	0.00%
611	Dispatched & canceled en route	22	7.83%	0	0	0.00%	0	0.00%	0	0.00%	0	0.00%	0	0.00%	0	0.00%	0	0.00%
622	No incident found on arrival at dispatch address	4	1.42%	0	0	0.00%	0	0.00%	0	0.00%	0	0.00%	0	0.00%	0	0.00%	0	0.00%

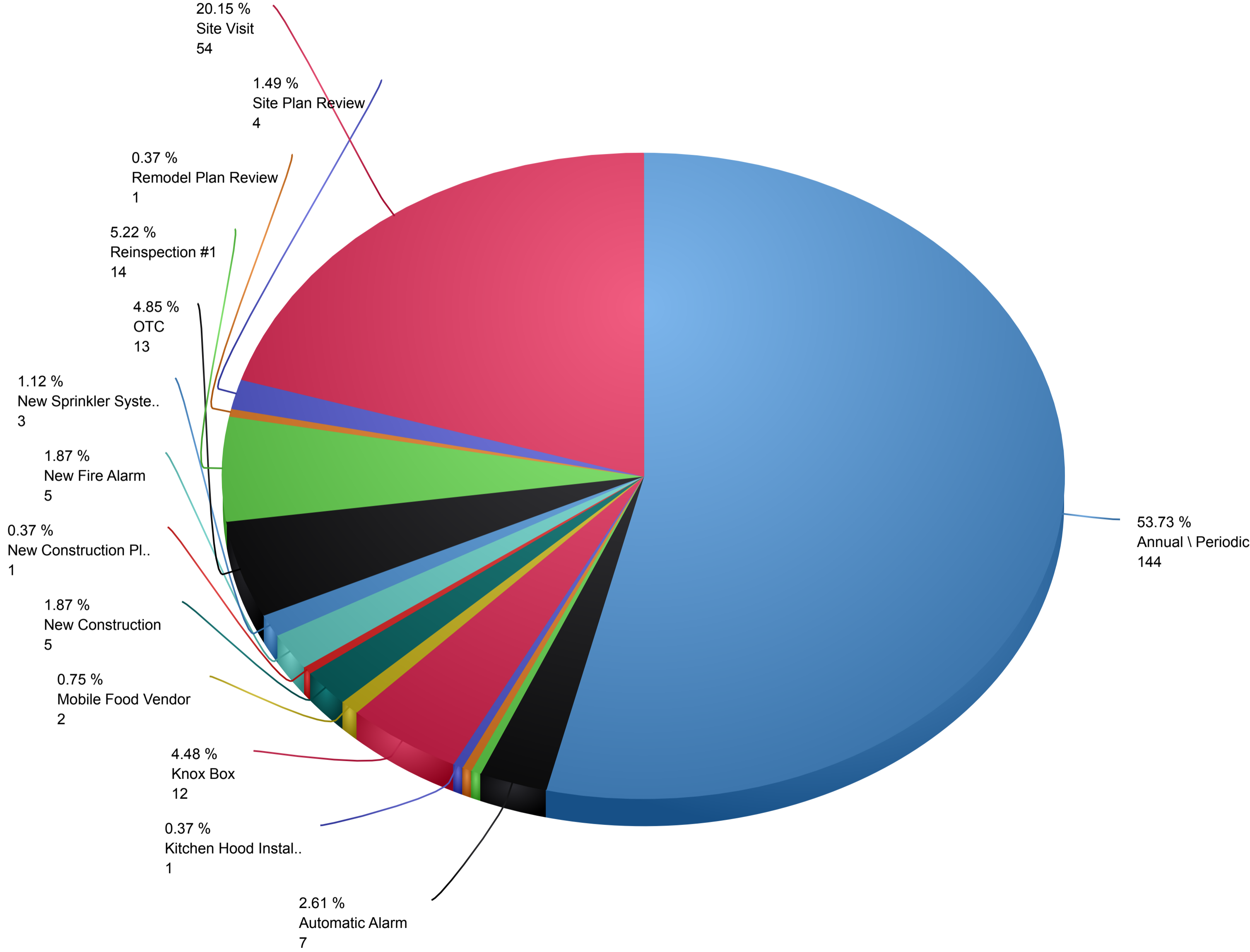
CODE	DESCRIPTOR	FREQ	FREQ %	EXPs	CIV DTHS	CIV DTHS	CIV INJ	CIV INJS	FF DTHS	FF DTHS	FF INJ	FF INJS	PROP LOSS	PROP LOSS	CONT LOSS	CONT LOSS	TOTAL LOSS	TOTAL LOSS %
650	Steam, other gas mistaken for smoke, other	1	0.36%	0	0	0.00%	0	0.00%	0	0.00%	0	0.00%	0	0.00%	0	0.00%	0	0.00%
651	Smoke scare, odor of smoke	1	0.36%	0	0	0.00%	0	0.00%	0	0.00%	0	0.00%	0	0.00%	0	0.00%	0	0.00%
671	HazMat release investigation w/no HazMat	1	0.36%	0	0	0.00%	0	0.00%	0	0.00%	0	0.00%	0	0.00%	0	0.00%	0	0.00%
715	Local alarm system, malicious false alarm	1	0.36%	0	0	0.00%	0	0.00%	0	0.00%	0	0.00%	0	0.00%	0	0.00%	0	0.00%
730	System malfunction, other	2	0.71%	0	0	0.00%	0	0.00%	0	0.00%	0	0.00%	0	0.00%	0	0.00%	0	0.00%
733	Smoke detector activation due to malfunction	7	2.49%	0	0	0.00%	0	0.00%	0	0.00%	0	0.00%	0	0.00%	0	0.00%	0	0.00%
735	Alarm system sounded due to malfunction	1	0.36%	0	0	0.00%	0	0.00%	0	0.00%	0	0.00%	0	0.00%	0	0.00%	0	0.00%
736	CO detector activation due to malfunction	2	0.71%	0	0	0.00%	0	0.00%	0	0.00%	0	0.00%	0	0.00%	0	0.00%	0	0.00%
740	Unintentional transmission of alarm, other	1	0.36%	0	0	0.00%	0	0.00%	0	0.00%	0	0.00%	0	0.00%	0	0.00%	0	0.00%
743	Smoke detector activation, no fire - unintentional	8	2.85%	0	0	0.00%	0	0.00%	0	0.00%	0	0.00%	0	0.00%	0	0.00%	0	0.00%
744	Detector activation, no fire - unintentional	1	0.36%	0	0	0.00%	0	0.00%	0	0.00%	0	0.00%	0	0.00%	0	0.00%	0	0.00%
745	Alarm system activation, no fire - unintentional	6	2.14%	0	0	0.00%	0	0.00%	0	0.00%	0	0.00%	0	0.00%	0	0.00%	0	0.00%

CODE	DESCRIPTOR	FREQ	FREQ %	EXPs	CIV DTHS	CIV DTHS	CIV INJ	CIV INJS	FF DTHS	FF DTHS	FF INJ	FF INJS	PROP LOSS	PROP LOSS	CONT LOSS	CONT LOSS	TOTAL LOSS	TOTAL LOSS %
<b>Totals</b>		281	100%	0	0	100%	0	100%	0	100%	0	100%	5,000	100%	100	100%	5,100	100%
<b>Mutual Aid Given Incidents</b>		24																

# Inspection Visit History by Inspection Type

11/01/2024-11/30/2024

- Annual \ Periodic
- Automatic Alarm
- Complaint
- Fire Alarm Plan Review
- Kitchen Hood Installation
- Knox Box
- Mobile Food Vendor
- New Construction
- New Construction Plan Review
- New Fire Alarm
- New Sprinkler System
- OTC
- Reinspection #1
- Remodel Plan Review
- Site Plan Review
- Site Visit



Total of Inspection Type: 268

# **Training Division Monthly Report**

## **November 2024**

### **Overview**

Recruit Class 2024-02 concluded on November 15 with 2 candidates successfully completing the program and being assigned to the Suppression Division as Probationary Firefighters. The department participated in a tabletop hazardous materials drill coordinated by Whitfield County Emergency Management and hosted by Southern Chemical & Textile. The Training Division coordinated delivery of 3 technical rescue refresher courses culminating with an elevator shaft rescue scenario at the City of Refuge building. A course on RIT size-up and fireground operations was also delivered to all suppression personnel. The Training Center played host to Georgia Smoke Diver Class #65 which produced 9 graduates from an original enrollment of 41 candidates. Monthly training included territory familiarization, core competency drills, special operations training, and company level drills chosen by company officers. Training hours during the month of November totaled 4,398.

### **Outside Schools**

There was no outside school attendance during the month of November.



# Dalton Fire Department

404 School Street, Dalton, GA 30720

Phone: 706-278-7363

## Fire Alarm Analysis

Report Period: 11/2024

Incident Type	Hours	HrCost	Incidents	AppCost	Total Cost
700 False alarm or false call, other		\$0.00		\$0.00	\$0.00
710 Malicious, mischievous false call, other		\$0.00		\$0.00	\$0.00
711 Municipal alarm system, malicious false alarm		\$0.00		\$0.00	\$0.00
714 Central station, malicious false alarm		\$0.00		\$0.00	\$0.00
715 Local alarm system, malicious false alarm	1.97	\$50.29	1	\$600.00	\$650.29
730 System malfunction, other	2.83	\$72.25	2	\$1,200.00	\$1,272.25
731 Sprinkler activation due to malfunction		\$0.00		\$0.00	\$0.00
732 Extinguishing system activation due to malfunction		\$0.00		\$0.00	\$0.00
733 Smoke detector activation due to malfunction	25.67	\$655.36	7	\$4,200.00	\$4,855.36
734 Heat detector activation due to malfunction		\$0.00		\$0.00	\$0.00
735 Alarm system sounded due to malfunction	3.62	\$92.42	1	\$600.00	\$692.42
736 CO detector activation due to malfunction	3.80	\$97.01	2	\$1,200.00	\$1,297.01
740 Unintentional transmission of alarm, other	0.63	\$16.08	1	\$600.00	\$616.08
741 Sprinkler activation, no fire - unintentional		\$0.00		\$0.00	\$0.00
742 Extinguishing system activation		\$0.00		\$0.00	\$0.00
743 Smoke detector activation, no fire - unintentional	17.54	\$447.80	8	\$4,800.00	\$5,247.80
744 Detector activation, no fire - unintentional	0.30	\$7.66	1	\$600.00	\$607.66
745 Alarm system activation, no fire - unintentional	14.42	\$368.14	6	\$3,600.00	\$3,968.14
746 Carbon monoxide detector activation, no CO		\$0.00		\$0.00	\$0.00

<b>November Total</b>	<b>70.78</b>	<b>\$1,807.01</b>		<b>\$17,400.00</b>	<b>\$19,207.01</b>	<b>Within Ordinance \$8,767.33</b>
<b>October Total</b>	<b>92.97</b>	<b>\$2,373.52</b>		<b>\$23,400.00</b>	<b>\$25,773.52</b>	<b>\$4,627.76</b>
<b>September Total</b>	<b>141.92</b>	<b>\$3,623.32</b>		<b>\$27,000.00</b>	<b>\$29,308.33</b>	<b>\$10,145.74</b>
<b>August Total</b>	<b>81.65</b>	<b>\$2,084.52</b>		<b>\$18,000.00</b>	<b>\$20,084.52</b>	<b>\$6,986.99</b>
<b>July Total</b>	<b>143.93</b>	<b>\$3,674.53</b>		<b>\$36,000.00</b>	<b>\$39,674.53</b>	<b>\$15,435.20</b>

YEAR-TO-DATE BUDGET REPORT

11/30/2024

FOR 2024 11

ACCOUNTS FOR: 0010	GENERAL FUND - OPERATING	ORIGINAL APPROP	TRANFRS/ ADJSTMTS	REVISED BUDGET	YTD EXPENDED	ENCUMBRANCES	AVAILABLE BUDGET	PCT USED
350000	511100 WAGES REG	6,607,000	-4,000	6,603,000	5,913,018.61	.00	689,981.39	89.6%
350000	511300 WAGES - OT	561,000	-36,000	525,000	454,809.09	.00	70,190.91	86.6%
350000	512100 GROUP INS	1,014,000	-62,650	951,350	850,411.42	.00	100,938.58	89.4%
350000	512200 FICA & MED	551,000	0	551,000	474,568.13	.00	76,431.87	86.1%
350000	512401 RETDCP	469,000	-10,000	459,000	421,831.00	.00	37,169.00	91.9%
350000	512402 RET DBP	1,070,000	-75,000	995,000	815,083.99	.00	179,916.01	81.9%
350000	512403 RET STATE	29,000	0	29,000	25,050.00	.00	3,950.00	86.4%
350000	512700 WORKERS CO	120,000	0	120,000	110,000.00	.00	10,000.00	91.7%
350000	512850 OPEB	0	0	0	50,345.31	.00	-50,345.31	100.0%
350000	512900 OTHER EMPL	45,000	0	45,000	34,109.01	.00	10,890.99	75.8%
350000	512915 CLEANING A	50,000	0	50,000	3,763.74	1,039.00	45,197.26	9.6%
350000	512950 FD CANCER	19,000	0	19,000	16,835.00	.00	2,165.00	88.6%
350000	521200 HAZM PROFESSION	16,000	0	16,000	15,940.00	.00	60.00	99.6%
350000	522140 LAWN CARE	5,000	155	5,155	5,152.00	.00	3.00	99.9%
350000	522210 BUILD R&M	60,000	0	60,000	51,709.98	.00	8,290.02	86.2%
350000	522220 EQ REPAIRS	24,000	1,700	25,700	16,631.88	.00	9,068.12	64.7%
350000	522220 APPA MTN APP	100,000	122,000	222,000	183,165.24	.00	38,834.76	82.5%
350000	522320 RENT EQUIP	4,000	0	4,000	2,590.20	.00	1,409.80	64.8%
350000	523100 INSURANCE	37,000	59,500	96,500	96,496.00	.00	4.00	100.0%
350000	523200 COMMUNICAT	37,000	0	37,000	30,591.43	.00	6,408.57	82.7%
350000	523500 TRAVEL	20,000	-12,000	8,000	3,568.62	.00	4,431.38	44.6%
350000	523600 DUES	5,000	0	5,000	4,082.19	88.00	829.81	83.4%
350000	523630 RADIO SUBC	12,000	0	12,000	10,492.20	.00	1,507.80	87.4%
350000	523640 VEHICLE IM	1,000	0	1,000	800.00	.00	200.00	80.0%
350000	523700 TRAINING	28,000	-7,700	20,300	20,282.09	.00	17.91	99.9%
350000	523900 OTHER PUR	0	400	400	378.65	.00	21.35	94.7%
350000	523920 SOFT LIC	19,000	275	19,275	18,596.75	.00	678.25	96.5%
350000	531100 SUP GENERA	25,000	-675	24,325	19,045.44	112.47	5,167.09	78.8%
350000	531110 SUP OFFICE	4,000	0	4,000	2,934.05	587.17	478.78	88.0%
350000	531120 UNIFORMS	150,000	6,000	156,000	155,893.17	.00	106.83	99.9%
350000	531150 SUP GROUND	3,000	-155	2,845	967.04	.00	1,877.96	34.0%
350000	531200 UTILITIES	145,000	0	145,000	127,207.37	.00	17,792.63	87.7%
350000	531240 BOTTLE GAS	0	627	627	626.50	.00	.50	99.9%
350000	531250 OIL	6,000	0	6,000	1,782.34	137.94	4,079.72	32.0%
350000	531270 GASOLINE	17,000	0	17,000	11,982.01	219.51	4,798.48	71.8%
350000	531275 DIESEL	63,000	-627	62,373	43,685.13	726.29	17,961.58	71.2%
350000	531300 MEALS FOOD	2,000	0	2,000	886.90	.00	1,113.10	44.3%
350000	531600 SMALL EQUI	30,000	-10,000	20,000	17,682.52	.00	2,317.48	88.4%
350000	531700 OTHER SUPP	15,000	0	15,000	7,835.39	14.88	7,149.73	52.3%
350000	531700 HAZM OTHER SUPP	12,000	0	12,000	10,197.65	.00	1,802.35	85.0%
350000	531700 SAFET OTHER SUPP	5,000	0	5,000	4,469.41	.00	530.59	89.4%
350000	542500 OTHER EQUI	4,000	36,000	40,000	.00	31,572.98	8,427.02	78.9%
TOTAL GENERAL FUND - OPERATING		11,384,000	7,850	11,391,850	10,035,497.45	34,498.24	1,321,854.31	88.4%
TOTAL EXPENSES		11,384,000	7,850	11,391,850	10,035,497.45	34,498.24	1,321,854.31	