



# Dalton Fire Department

404 School Street, Dalton, GA 30720

Phone: 706-278-7363

## Detailed Selected Statistics and Management Activity

By Incident Type

Report Period: 03/01/23 - 03/31/23 23:59:59

CODE	DESCRIPTOR	FREQUENCY	FREQ. PERCENT	EXPs	AVG # SUPPR. PERS	AVG # EMS PERS	AVG # OTHER PERS	AVG # SUPPR. APPR.	AVG # EMS APPR.	AVG # OTHER APPR.	AVERAGE # MAN HOURS	TOTAL MAN HOURS	AVERAGE RESPONSE TIME (min)
		1	0.34%	0	0	0	0	0	0.00	0	0.08		0.00
111	Building fire	3	1.02%	0	15.67	0	1	5	0.00	1	19.72	46.183331	4.90
113	Cooking fire, confined to container	1	0.34%	0	16	0	1	5	0.00	1	7.08	5.283332	5.18
118	Trash or rubbish fire, contained	1	0.34%	0	3	0	0	1	0.00	0	0.60	.550000	2.25
131	Passenger vehicle fire	1	0.34%	0	3	0	0	1	0.00	0	2.20	2.200000	3.82
140	Natural vegetation fire, other	1	0.34%	0	3	0	1	1	0.00	1	1.80	1.483333	1.20
142	Brush or brush-and-grass mixture fire	1	0.34%	0	4	0	0	1	0.00	0	0.67	.666666	5.55
151	Outside rubbish, trash or waste fire	2	0.68%	0	12.5	0	0.5	3.5	0.00	0.5	5.42	5.299998	5.01
223	Air or gas rupture of pressure or process vessel	1	0.34%	0	12	0	4	4	0.00	2	3.47	3.216666	1.15
251	Excessive heat, scorch burns with no ignition	1	0.34%	0	18	0	1	5	0.00	1	4.12	2.916664	1.80
311	Medical assist, assist EMS crew	163	55.44%	0	0.02	3.22	0.01	0.01	1.01	0.01	0.99	164.799988	4.71
322	Motor vehicle accident with injuries	14	4.76%	0	0.21	5.64	0.5	0.07	1.71	0.43	3.36	38.966663	4.52
324	Motor vehicle accident with no injuries.	7	2.38%	0	2.29	5.71	0.14	0.71	1.57	0.14	2.52	14.316663	4.58
424	Carbon monoxide incident	1	0.34%	0	8	0	0	2	0.00	0	1.87	1.866666	4.78

CODE	DESCRIPTOR	FREQUENCY	FREQ. PERCENT	EXPS	AVG # SUPPR. PERS	AVG # EMS PERS	AVG # OTHER PERS	AVG # SUPPR. APPR.	AVG # EMS APPR.	AVG # OTHER APPR.	AVERAGE # MAN HOURS	TOTAL MAN HOURS	AVERAGE RESPONSE TIME (min)
440	Electrical wiring/equipment problem, other	1	0.34%	0	3	0	1	1	0.00	1	2.27	2.133333	2.00
441	Heat from short circuit (wiring), defective/worn	1	0.34%	0	8	0	0	2	0.00	0	1.73	.933333	3.02
442	Overheated motor	1	0.34%	0	16	0	1	5	0.00	1	11.33	10.283332	3.05
444	Power line down	1	0.34%	0	3	0	0	1	0.00	0	6.60	6.600000	5.38
445	Arcing, shorted electrical equipment	4	1.36%	0	3	0	0	1	0.00	0	0.95	3.800000	5.19
500	Service Call, other	4	1.36%	0	3	0	0	1	0.00	0	1.16	4.650000	1.26
522	Water or steam leak	1	0.34%	0	3	0	0	1	0.00	0	0.55	.550000	5.83
531	Smoke or odor removal	1	0.34%	0	13	0	1	4	0.00	1	2.80	.783332	4.48
551	Assist police or other governmental agency	2	0.68%	0	3	1.5	0.5	1	0.50	0.5	1.79	3.250000	1.84
553	Public service	2	0.68%	0	6	0	0.5	2	0.00	0.5	2.33	5.816666	4.08
611	Dispatched & canceled en route	28	9.52%	0	2.46	2.46	0.14	0.71	0.79	0.14	0.30	6.699992	0.00
622	No incident found on arrival at dispatch address	8	2.72%	0	1.13	2.25	0	0.38	0.75	0	0.49	3.650000	4.04
651	Smoke scare, odor of smoke	3	1.02%	0	7	0	0.67	2.33	0.00	0.67	3.07	6.883332	4.92
652	Steam, vapor, fog or dust thought to be smoke	1	0.34%	0	3	0	0	1	0.00	0	1.90	1.900000	7.12
711	Municipal alarm system, malicious false alarm	1	0.34%	0	12	0	3	4	0.00	2	5.75	.816666	1.35
733	Smoke detector activation due to malfunction	3	1.02%	0	10.33	0	1	3.33	0.00	1	3.27	7.133333	5.02
735	Alarm system sounded due to malfunction	7	2.38%	0	12.14	0	0.57	3.71	0.00	0.57	7.24	42.833331	5.21
743	Smoke detector activation, no fire - unintentional	8	2.72%	0	12.13	0.38	1.13	3.63	0.13	1.13	2.78	17.133328	4.90
744	Detector activation, no fire - unintentional	2	0.68%	0	11.5	0	1	3.5	0.00	1	1.88	3.650000	3.41

CODE	DESCRIPTOR	FREQUENCY	FREQ. PERCENT	EXPs	AVG # SUPPR. PERS	AVG # EMS PERS	AVG # OTHER PERS	AVG # SUPPR. APPR.	AVG # EMS APPR.	AVG # OTHER APPR.	AVERAGE # MAN HOURS	TOTAL MAN HOURS	AVERAGE RESPONSE TIME (min)
745	Alarm system activation, no fire - unintentional	17	5.78%	0	13.29	0	1	4.12	0.00	1	5.33	49.699988	4.75
Totals		294	100%	0	2.81	2.51	0.24	0.87	0.78	0.22	1.93	466.95	4.11
Mutual Aid Given Incidents		16											



# Dalton Fire Department

404 School Street, Dalton, GA 30720

Phone: 706-278-7363

## Response Summary by Station

Report Period: 03/01/23 - 03/31/23 23:59:59

Station	Responses	% Fire	% EMS	Other	Per Day
Station 1	128	3.13	60.94	35.94	4.27
Station 2	58	3.45	58.62	37.93	1.93
Station 3	64	1.56	64.06	34.38	2.13
Station 4	27	0	59.26	40.74	0.9
Station 5	34	8.82	67.65	23.53	1.13

**Total 311**



# Dalton Fire Department

404 School Street, Dalton, GA 30720

Phone: 706-278-7363

## Breakdown by Incident Type

Report Period: 03/01/23 - 03/31/23 23:59:59

Incident Type	Incidents	Exposures
311 Medical assist, assist EMS crew	165	0
611 Dispatched & canceled en route	32	0
322 Motor vehicle accident with injuries	19	0
745 Alarm system activation, no fire - unintentional	17	0
622 No incident found on arrival at dispatch address	9	0
743 Smoke detector activation, no fire - unintentional	9	0
324 Motor vehicle accident with no injuries.	8	0
735 Alarm system sounded due to malfunction	7	0
651 Smoke scare, odor of smoke	4	0
445 Arcing, shorted electrical equipment	4	0
500 Service Call, other	4	0
111 Building fire	3	0
733 Smoke detector activation due to malfunction	3	0
444 Power line down	2	0
744 Detector activation, no fire - unintentional	2	0
424 Carbon monoxide incident	2	0
151 Outside rubbish, trash or waste fire	2	0
551 Assist police or other governmental agency	2	0
553 Public service	2	0
600 Good intent call, other	1	0
223 Air or gas rupture of pressure or process vessel	1	0
251 Excessive heat, scorch burns with no ignition	1	0
522 Water or steam leak	1	0
531 Smoke or odor removal	1	0

04/03/23 11:38:58

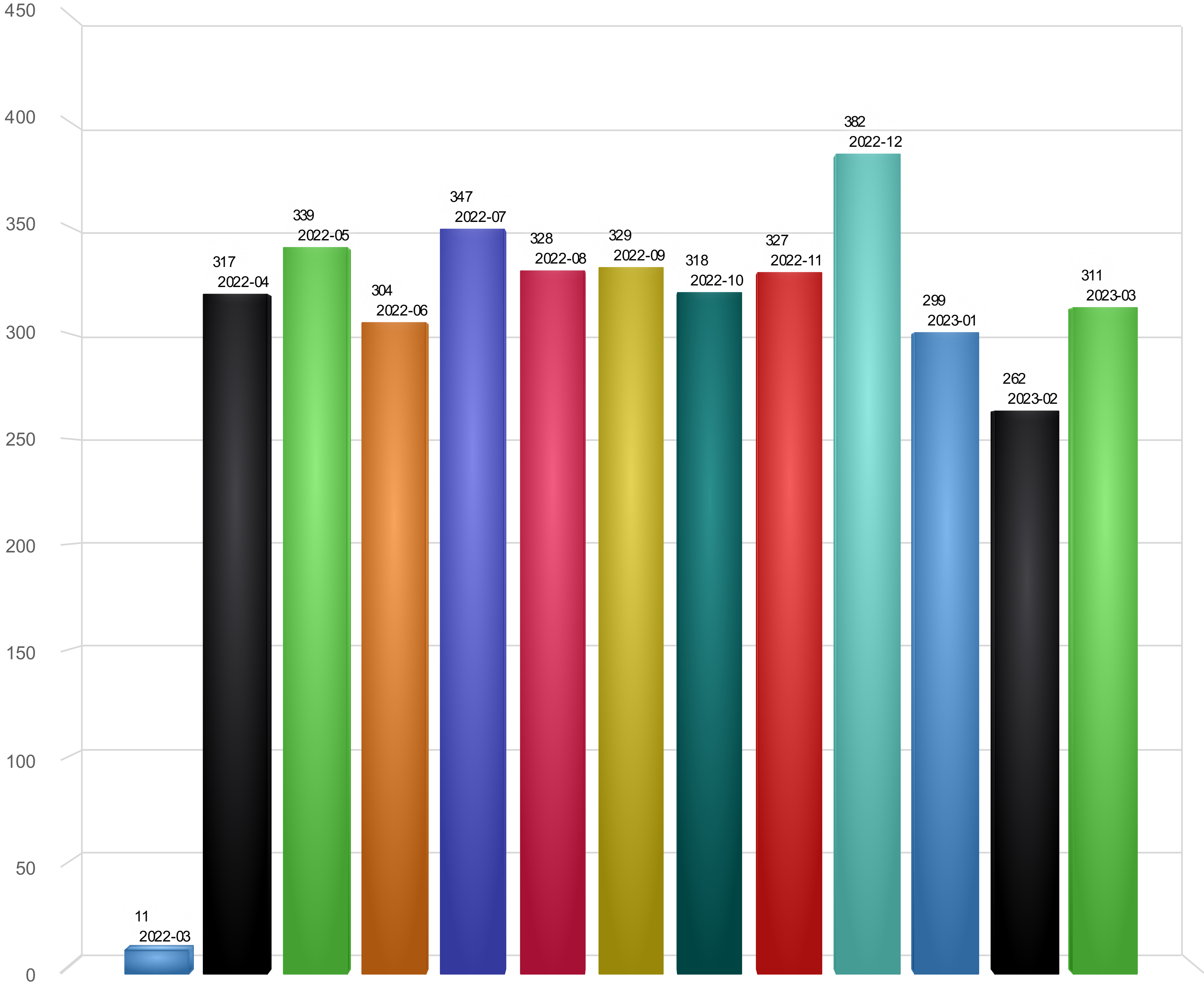
Incident Type	Incidents	Exposures
440 Electrical wiring/equipment problem, other	1	0
441 Heat from short circuit (wiring), defective/worn	1	0
442 Overheated motor	1	0
113 Cooking fire, confined to container	1	0
118 Trash or rubbish fire, contained	1	0
131 Passenger vehicle fire	1	0
140 Natural vegetation fire, other	1	0
142 Brush or brush-and-grass mixture fire	1	0
652 Steam, vapor, fog or dust thought to be smoke	1	0
711 Municipal alarm system, malicious false alarm	1	0

	Incidents	Exposures
<b>Total</b>	<b>311</b>	<b>0</b>

# Incidents by Months

03/31/2022-03/31/2023

- 2022-03
- 2022-04
- 2022-05
- 2022-06
- 2022-07
- 2022-08
- 2022-09
- 2022-10
- 2022-11
- 2022-12
- 2023-01
- 2023-02
- 2023-03



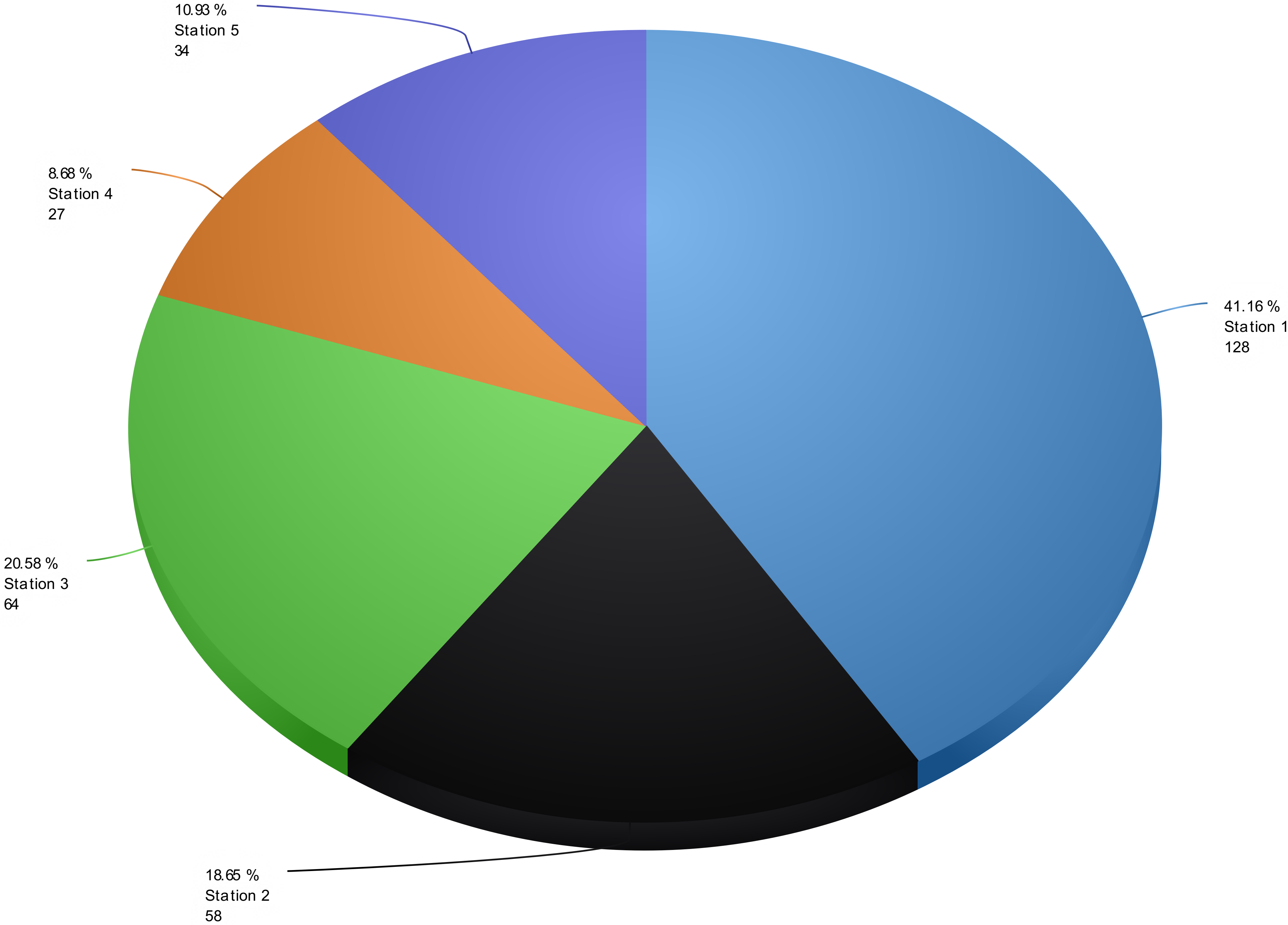
Incident Count

Total of Month: 3,874

- Station 1
- Station 2
- Station 3
- Station 4
- Station 5

# Incidents by Stations

03/01/2023-03/31/2023



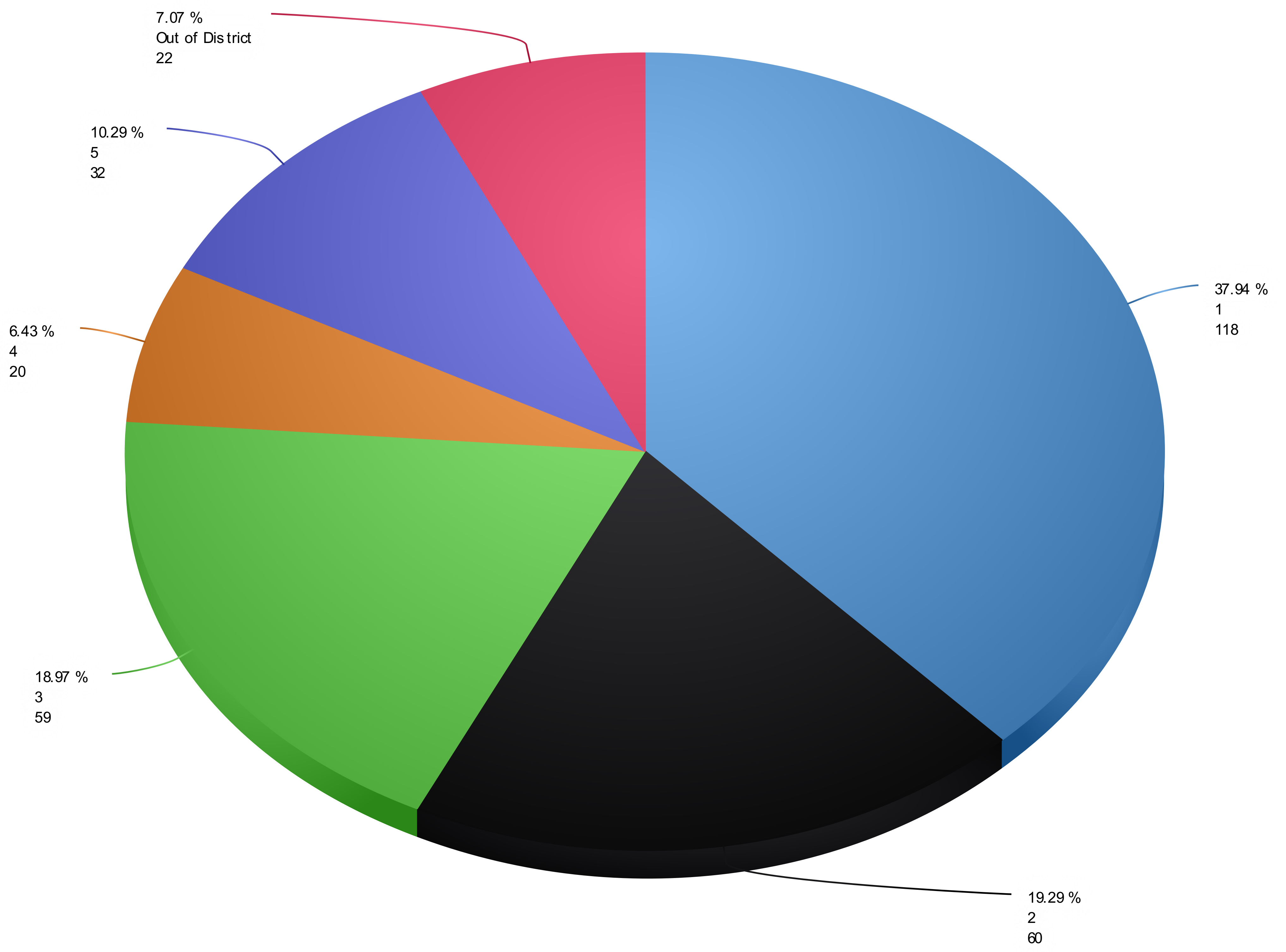
Total of Station: 311



- 1
- 2
- 3
- 4
- 5
- Out of District

# Incidents by District

## 03/01/2023-03/31/2023



Total of District: 311

Station 1

Station 2

Station 3

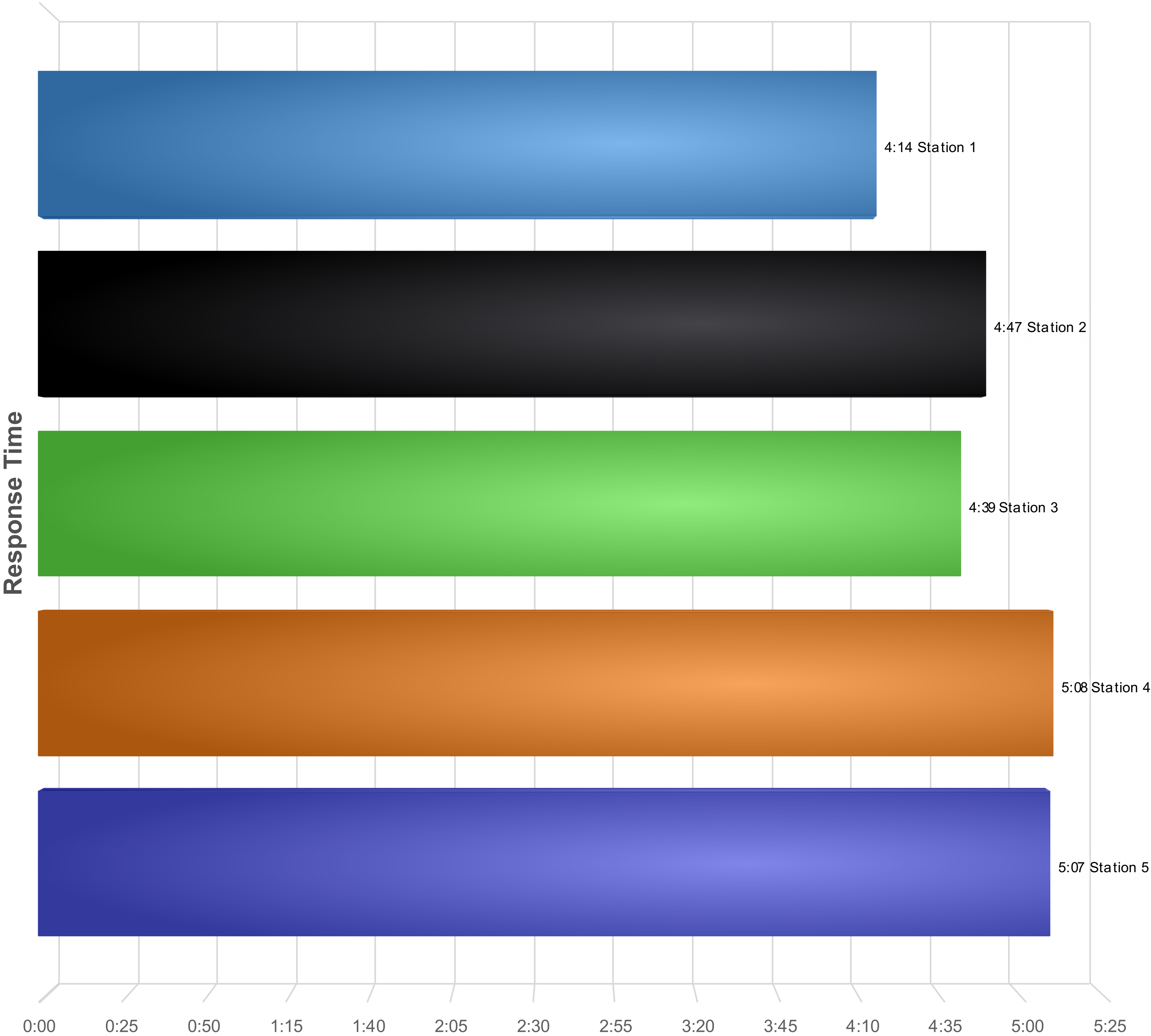
Station 4

Station 5

Total of Station: 4:36

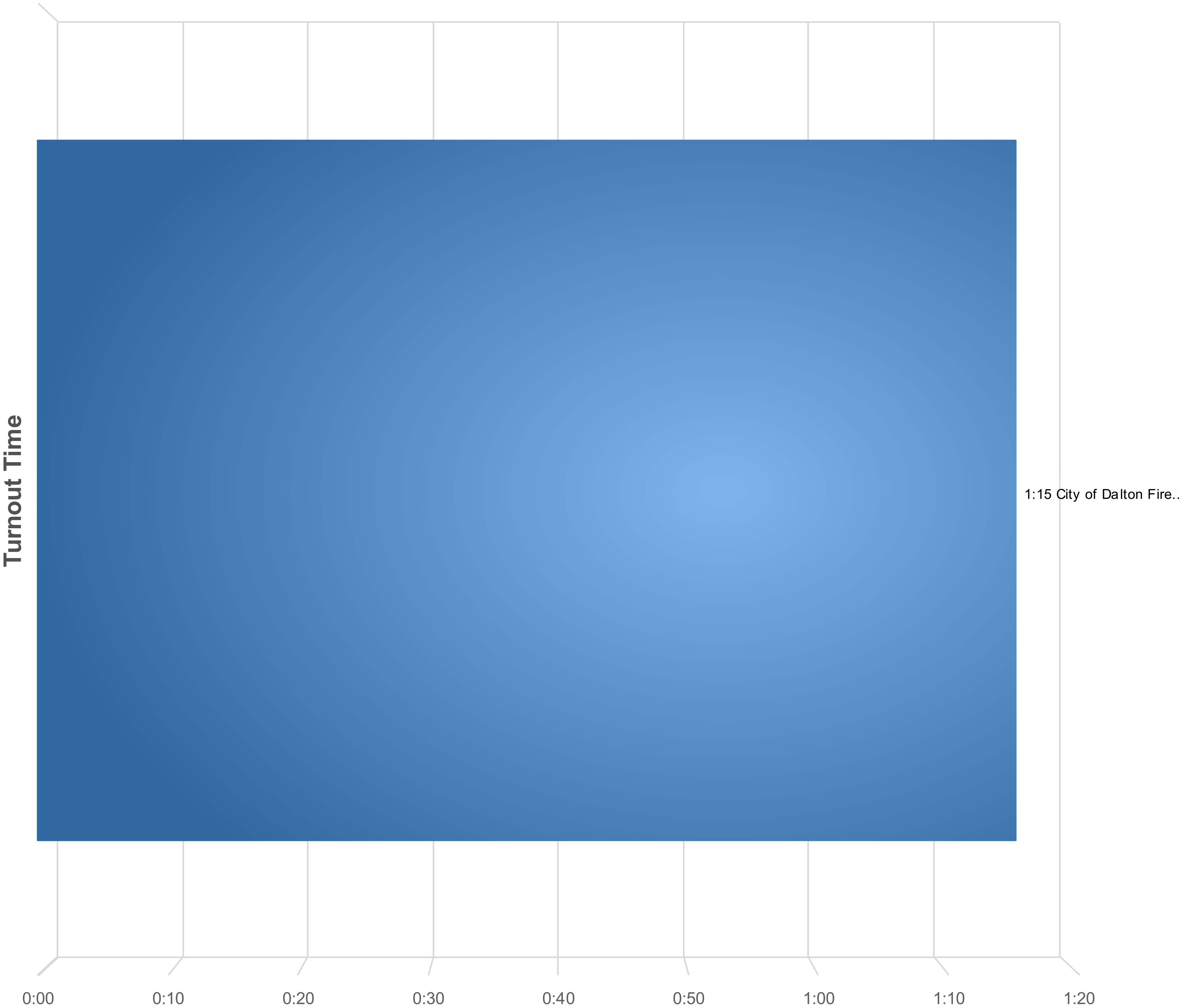
Average Response Time by Station

03/01/2023-03/31/2023



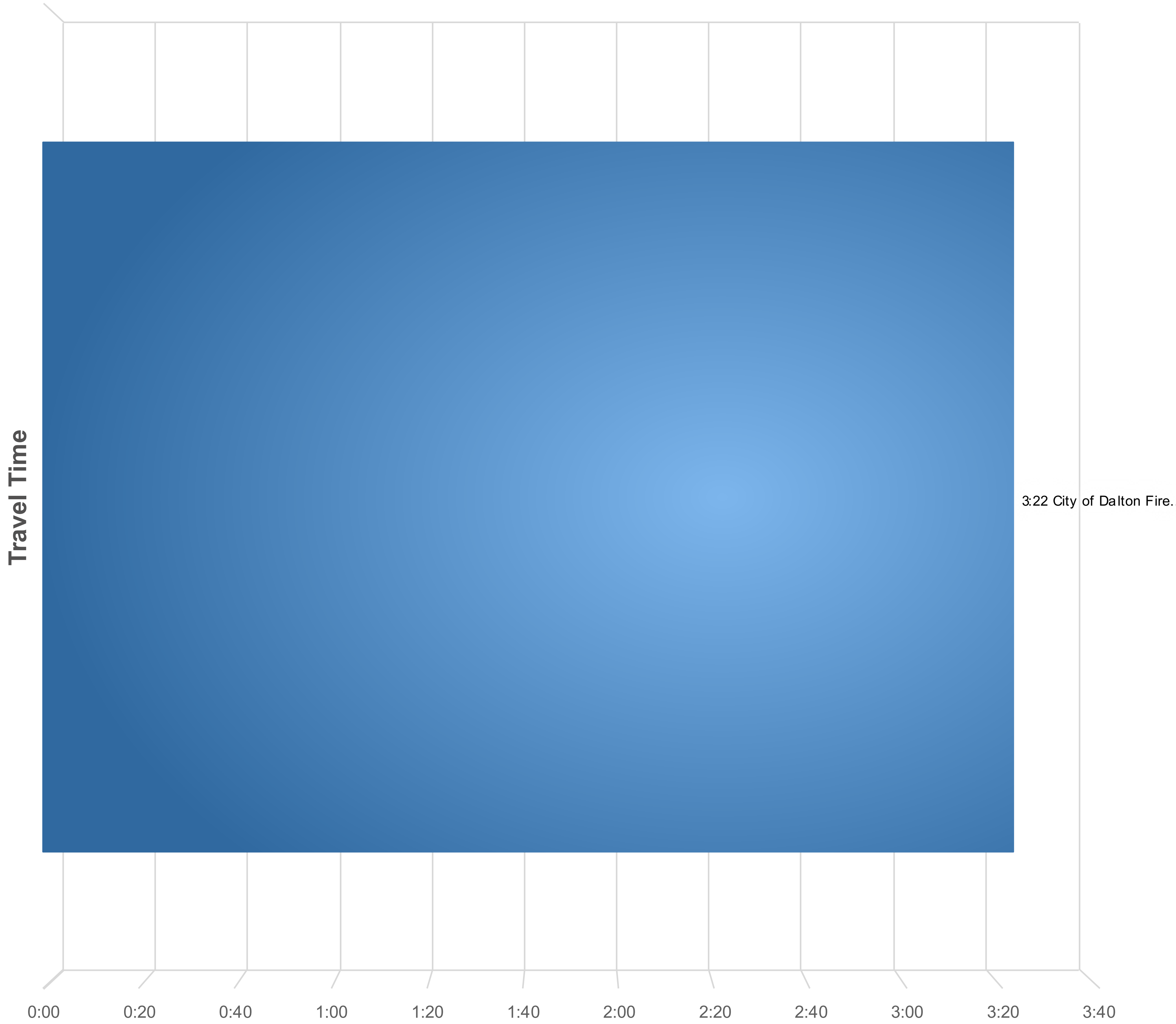
# Department Average Turnout Time (Alarm-> First En Route)

03/01/2023-03/31/2023



# Department Average Travel Time (First En Route -> First Unit Arrival)

03/01/2023-03/31/2023





# Dalton Fire Department

404 School Street, Dalton, GA 30720

Phone: 706-278-7363

## Staff Hours by Incident Type

**Report Period: 03/01/23 - 03/31/23 23:59:59**

Incident Type	Hours
311 Medical assist, assist EMS crew	166.72
322 Motor vehicle accident with injuries	50.41
745 Alarm system activation, no fire - unintentional	49.70
111 Building fire	46.18
735 Alarm system sounded due to malfunction	42.83
743 Smoke detector activation, no fire - unintentional	17.93
324 Motor vehicle accident with no injuries.	14.52
442 Overheated motor	10.28
611 Dispatched & canceled en route	7.79
651 Smoke scare, odor of smoke	7.55
733 Smoke detector activation due to malfunction	7.13
444 Power line down	6.95
553 Public service	5.82
151 Outside rubbish, trash or waste fire	5.30
113 Cooking fire, confined to container	5.28
500 Service Call, other	4.65
622 No incident found on arrival at dispatch address	4.15
445 Arcing, shorted electrical equipment	3.80
744 Detector activation, no fire - unintentional	3.65
424 Carbon monoxide incident	3.47
551 Assist police or other governmental agency	3.25
223 Air or gas rupture of pressure or process vessel	3.22
251 Excessive heat, scorch burns with no ignition	2.92
131 Passenger vehicle fire	2.20

<b>Incident Type</b>	<b>Hours</b>
440 Electrical wiring/equipment problem, other	2.13
652 Steam, vapor, fog or dust thought to be smoke	1.90
140 Natural vegetation fire, other	1.48
600 Good intent call, other	1.10
441 Heat from short circuit (wiring), defective/worn	0.93
711 Municipal alarm system, malicious false alarm	0.82
531 Smoke or odor removal	0.78
142 Brush or brush-and-grass mixture fire	0.67
118 Trash or rubbish fire, contained	0.55
522 Water or steam leak	0.55

<b>Total</b>	<b>486.61</b>
--------------	---------------



# Dalton Fire Department

404 School Street, Dalton, GA 30720

Phone: 706-278-7363

## Injuries and Property Los

(Dates: 03/01/23 - 03/31/23 23:59:59)

CODE	DESCRIPTOR	FREQ	FREQ %	EXPs	CIV DTHS	CIV DTHS	CIV INJ	CIV INJS	FF DTHS	FF DTHS	FF INJ	FF INJS	PROP LOSS	PROP LOSS	CONT LOSS	CONT LOSS	TOTAL LOSS	TOTAL LOSS %
111	Building fire	3	1.02%	0	0	0.00%	0	0.00%	0	0.00%	0	0.00%	41,500	100.00 %	16,000	86.49%	57,500	95.83%
113	Cooking fire, confined to container	1	0.34%	0	0	0.00%	0	0.00%	0	0.00%	0	0.00%	0	0.00%	2,500	13.51%	2,500	4.17%
118	Trash or rubbish fire, contained	1	0.34%	0	0	0.00%	0	0.00%	0	0.00%	0	0.00%	0	0.00%	0	0.00%	0	0.00%
131	Passenger vehicle fire	1	0.34%	0	0	0.00%	0	0.00%	0	0.00%	0	0.00%	0	0.00%	0	0.00%	0	0.00%
140	Natural vegetation fire, other	1	0.34%	0	0	0.00%	0	0.00%	0	0.00%	0	0.00%	0	0.00%	0	0.00%	0	0.00%
142	Brush or brush-and-grass mixture fire	1	0.34%	0	0	0.00%	0	0.00%	0	0.00%	0	0.00%	0	0.00%	0	0.00%	0	0.00%
151	Outside rubbish, trash or waste fire	2	0.68%	0	0	0.00%	0	0.00%	0	0.00%	0	0.00%	0	0.00%	0	0.00%	0	0.00%
223	Air or gas rupture of pressure or process vessel	1	0.34%	0	0	0.00%	0	0.00%	0	0.00%	0	0.00%	0	0.00%	0	0.00%	0	0.00%
251	Excessive heat, scorch burns with no ignition	1	0.34%	0	0	0.00%	0	0.00%	0	0.00%	0	0.00%	0	0.00%	0	0.00%	0	0.00%

CODE	DESCRIPTOR	FREQ	FREQ %	EXPs	CIV DTHS	CIV DTHS	CIV INJ	CIV INJS	FF DTHS	FF DTHS	FF INJ	FF INJS	PROP LOSS	PROP LOSS	CONT LOSS	CONT LOSS	TOTAL LOSS	TOTAL LOSS %
311	Medical assist, assist EMS crew	163	55.44%	0	0	0.00%	0	0.00%	0	0.00%	0	0.00%	0	0.00%	0	0.00%	0	0.00%
322	Motor vehicle accident with injuries	14	4.76%	0	0	0.00%	0	0.00%	0	0.00%	0	0.00%	0	0.00%	0	0.00%	0	0.00%
324	Motor vehicle accident with no injuries.	7	2.38%	0	0	0.00%	0	0.00%	0	0.00%	0	0.00%	0	0.00%	0	0.00%	0	0.00%
424	Carbon monoxide incident	1	0.34%	0	0	0.00%	0	0.00%	0	0.00%	0	0.00%	0	0.00%	0	0.00%	0	0.00%
440	Electrical wiring/equipment problem, other	1	0.34%	0	0	0.00%	0	0.00%	0	0.00%	0	0.00%	0	0.00%	0	0.00%	0	0.00%
441	Heat from short circuit (wiring), defective/worn	1	0.34%	0	0	0.00%	0	0.00%	0	0.00%	0	0.00%	0	0.00%	0	0.00%	0	0.00%
442	Overheated motor	1	0.34%	0	0	0.00%	0	0.00%	0	0.00%	0	0.00%	0	0.00%	0	0.00%	0	0.00%
444	Power line down	1	0.34%	0	0	0.00%	0	0.00%	0	0.00%	0	0.00%	0	0.00%	0	0.00%	0	0.00%
445	Arcing, shorted electrical equipment	4	1.36%	0	0	0.00%	0	0.00%	0	0.00%	0	0.00%	0	0.00%	0	0.00%	0	0.00%
500	Service Call, other	4	1.36%	0	0	0.00%	0	0.00%	0	0.00%	0	0.00%	0	0.00%	0	0.00%	0	0.00%
522	Water or steam leak	1	0.34%	0	0	0.00%	0	0.00%	0	0.00%	0	0.00%	0	0.00%	0	0.00%	0	0.00%
531	Smoke or odor removal	1	0.34%	0	0	0.00%	0	0.00%	0	0.00%	0	0.00%	0	0.00%	0	0.00%	0	0.00%



CODE	DESCRIPTOR	FREQ	FREQ %	EXPs	CIV DTHS	CIV DTHS	CIV INJ	CIV INJS	FF DTHS	FF DTHS	FF INJ	FF INJS	PROP LOSS	PROP LOSS	CONT LOSS	CONT LOSS	TOTAL LOSS	TOTAL LOSS %
551	Assist police or other governmental agency	2	0.68%	0	0	0.00%	0	0.00%	0	0.00%	0	0.00%	0	0.00%	0	0.00%	0	0.00%
553	Public service	2	0.68%	0	0	0.00%	0	0.00%	0	0.00%	0	0.00%	0	0.00%	0	0.00%	0	0.00%
600	Good intent call, other	0	0.00%	0	0	0.00%	0	0.00%	0	0.00%	0	0.00%	0	0.00%	0	0.00%	0	0.00%
611	Dispatched & canceled en route	28	9.52%	0	0	0.00%	0	0.00%	0	0.00%	0	0.00%	0	0.00%	0	0.00%	0	0.00%
622	No incident found on arrival at dispatch address	9	3.06%	0	0	0.00%	0	0.00%	0	0.00%	0	0.00%	0	0.00%	0	0.00%	0	0.00%
651	Smoke scare, odor of smoke	3	1.02%	0	0	0.00%	0	0.00%	0	0.00%	0	0.00%	0	0.00%	0	0.00%	0	0.00%
652	Steam, vapor, fog or dust thought to be smoke	1	0.34%	0	0	0.00%	0	0.00%	0	0.00%	0	0.00%	0	0.00%	0	0.00%	0	0.00%
711	Municipal alarm system, malicious false alarm	1	0.34%	0	0	0.00%	0	0.00%	0	0.00%	0	0.00%	0	0.00%	0	0.00%	0	0.00%
733	Smoke detector activation due to malfunction	3	1.02%	0	0	0.00%	0	0.00%	0	0.00%	0	0.00%	0	0.00%	0	0.00%	0	0.00%
735	Alarm system sounded due to malfunction	7	2.38%	0	0	0.00%	0	0.00%	0	0.00%	0	0.00%	0	0.00%	0	0.00%	0	0.00%
743	Smoke detector activation, no fire - unintentional	8	2.72%	0	0	0.00%	0	0.00%	0	0.00%	0	0.00%	0	0.00%	0	0.00%	0	0.00%
744	Detector activation, no fire - unintentional	2	0.68%	0	0	0.00%	0	0.00%	0	0.00%	0	0.00%	0	0.00%	0	0.00%	0	0.00%

CODE	DESCRIPTOR	FREQ	FREQ %	EXPs	CIV DTHS	CIV DTHS	CIV INJ	CIV INJS	FF DTHS	FF DTHS	FF INJ	FF INJS	PROP LOSS	PROP LOSS	CONT LOSS	CONT LOSS	TOTAL LOSS	TOTAL LOSS %
745	Alarm system activation, no fire - unintentional	17	5.78%	0	0	0.00%	0	0.00%	0	0.00%	0	0.00%	0	0.00%	0	0.00%	0	0.00%
<b>Totals</b>		294	100%	0	0	100%	0	100%	0	100%	0	100%	41,500	100%	18,500	100%	60,000	100%
<b>Mutual Aid Given Incidents</b>		17																

# **Training Division Monthly Report**

## **March 2023**

### **Overview**

Recruit Class 2023-01 continued throughout the month with 6 candidates enrolled. Biennial recertification training for licensed EMTs and Paramedics concluded in March with scenario-based evaluations. Monthly training included territory familiarization, pre-fire training, core competency check-offs, special operations training, and company level drills chosen by company officers. Training hours during the month of March totaled 3,437.

### **Outside Schools**

2 fire investigators attended GA Fire Investigator's Spring Conference in Marietta, Georgia

1 student attended NPQ Fire Instructor 2 at GPSTC and attained state and national certification

3 students attended EOC/ICS Interface (G-191HM) and NIMS 300 – Intermediate Incident Command System for Expanding Incidents at Gordon County Fire Rescue

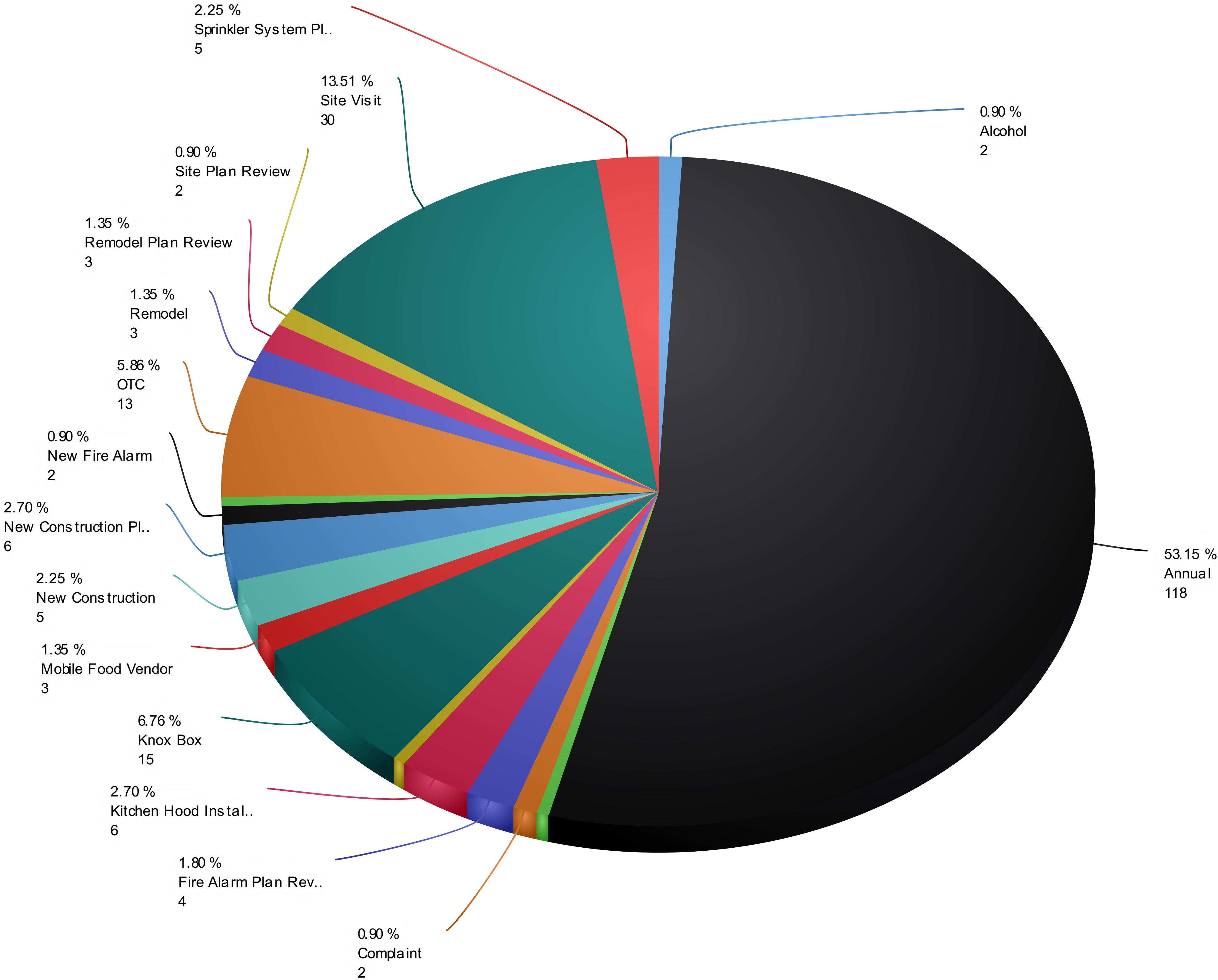
2 students attended Incident Safety Officer at Gordon County Fire Rescue

1 inspector attended Fire Alarm & Suppression Systems at GPSTC

# Inspection Visit History by Inspection Type

03/01/2023-03/31/2023

- Alcohol
- Annual
- Annual \ Periodic
- Complaint
- Fire Alarm Plan Review
- Kitchen Hood Installation
- Kitchen Hood Plan Review
- Knox Box
- Mobile Food Vendor
- New Construction
- New Construction Plan Review
- New Fire Alarm
- New Sprinkler System
- OTC
- Remodel
- Remodel Plan Review
- Site Plan Review
- Site Visit
- Sprinkler System Plan Review



Total of Inspection Type: 222