

**DALTON POLICE DEPARTMENT  
PUBLIC SAFETY COMMISSION MEETING  
DECEMBER 17, 2019**

**SUMMARY OF DATA AND CRIME STATISTICS FOR NOVEMBER 2019**

**General**

There were 86 Part 1 crimes reported in November 2019 versus 87 in November of 2018. Year-to-date Part 1 crimes have decreased approximately 2.15% from 2018.

DALTON POLICE DEPARTMENT CRIME STATISTICS											
INCIDENTS				CLEARANCES				ARRESTS			
		2019	2018			2019	2018			2019	2018
11/19	11/18	YTD	YTD	11/19	11/18	YTD	YTD	11/19	11/18	YTD	YTD
Part I Offenses											
Homicide	0	0	1	0	2	0	0	2	0	2	0
Rape	0	2	16	11	0	0	10	6	0	0	3
Robbery	1	2	8	29	2	1	6	12	2	1	12
Aggravated Assault	4	5	60	52	8	3	46	33	8	3	28
Burglary	11	9	103	114	2	3	31	29	2	2	23
Larceny - Theft	60	59	798	786	16	17	299	290	13	13	232
Motor Vehicle Theft	10	10	61	75	3	2	20	24	3	2	15
Arson	0	0	0	3	0	0	1	1	0	0	1
PART I SUBTOTAL	86	87	1047	1070	33	26	413	395	30	21	314



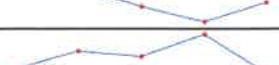






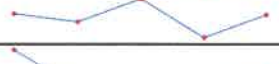

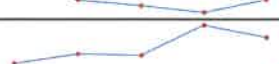




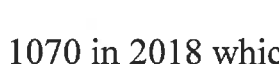
<b>Part 2 Offenses</b>	<b>Total</b>
Code Violation	81
Traffic Offenses	60
Controlled Substance Offenses	54
Warrant Served	40
Destruct/Damage/Vandalize Property	32
Public Peace Violations	31
Battery/Assault - Non-aggravated	30
DUI	23
Forgery/Fraud	22
Trespass of Real Property	21
Obstruction	18

Code violations increased by approximately 22.73% when compared to the previous month. Controlled substance offenses also increased by approximately 28.57% in November 2019. Calls for service increased by 13.79% when compared to November 2018.

	<b>November 2019</b>	<b>November 2018</b>
Calls for Service	3,705	3,256
Traffic Crashes	114	130
Citations	1,246	1,074

**DALTON POLICE DEPARTMENT  
PUBLIC SAFETY COMMISSION MEETING  
DECEMBER 17, 2019**

DALTON POLICE DEPARTMENT CRIME DASHBOARD YTD 2015-2019  
**November 2019**

	2015	2016	2017	2018	2019	TREND
Part I Crimes YTD	1264	1219	1098	1070	1047	
Homicides	1	0	0	0	1	
Rape	21	20	15	11	16	
Robbery	10	20	17	29	8	
Aggravated Assault	56	65	69	52	60	
<b>Violent Crime Totals</b>	<b>88</b>	<b>105</b>	<b>101</b>	<b>92</b>	<b>85</b>	
Burglary	173	183	119	114	103	
Larceny-Theft	944	869	802	786	798	
Motor Vehicle Theft	59	54	72	75	61	
Arson	0	8	4	3	0	
<b>Property Crime Totals</b>	<b>1176</b>	<b>1114</b>	<b>997</b>	<b>978</b>	<b>962</b>	
Violent Crime Clearance	74%	68%	85%	55%	73%	
Property Crime Clearance	43%	35%	35%	35%	36%	
Part I Arrests	468	364	341	314	365	
Citations	10,207	10,826	10,726	12,639	11,870	
Calls for Service	38,249	40,011	36,784	38,531	40,528	
Traffic Crashes	1,220	1,308	1,294	1,300	1,283	

## Analysis

In the year-to-date 2019 there have been 1047 Part 1 crimes reported versus 1070 in 2018 which shows an approximate decrease of 2.15%. There have been 8 reported robberies in 2019, which is lower than the 5 year average. There have been 103 reported burglaries, which is an approximate decrease of 9.65% when compared to 2018.

There have been 85 violent crimes reported 2019 YTD compared to 92 reported violent crimes YTD 2018. Year-to-date violent crimes have shown a decrease of approximately 1.64% when compared to 2018 YTD statistics. Violent crimes in 2019 are approximately 11.46% less than the 5 year average.

Property crime numbers are approximately 12.15% lower than the average for year-to-date statistics in November based on the past five years. Year-to-date property crime numbers are in the normal range based on the past five years.

**DALTON POLICE DEPARTMENT  
PUBLIC SAFETY COMMISSION MEETING  
DECEMBER 17, 2019**

DALTON POLICE DEPARTMENT CRIME STATISTICS												
	INCIDENTS				CLEARANCES				ARRESTS			
		2019	2018			2019	2018			2019	2018	
	11/19	11/18	YTD	YTD	11/19	11/18	YTD	YTD	11/19	11/18	YTD	YTD
Part I Offenses												
Homicide	0	0	1	0	2	0	0	0	2	0	2	0
Rape	0	2	16	11	0	0	10	6	0	0	0	3
Robbery	1	2	8	29	2	1	6	12	2	1	8	12
Aggravated Assault	4	5	60	52	8	3	46	33	8	3	48	28
Burglary	11	9	103	114	2	3	31	29	2	2	29	23
Larceny - Theft	60	59	798	786	16	17	299	290	13	13	261	232
Motor Vehicle Theft	10	10	61	75	3	2	20	24	3	2	16	15
Arson	0	0	0	3	0	0	1	1	0	0	1	1
PART I SUBTOTAL	86	87	1047	1070	33	26	413	395	30	21	365	314
Part II Offenses												
Other Assaults - not agg.	30	38	399	366	20	27	252	251	15	22	213	203
Forgery/Counterfeiting	7	10	105	106	3	3	39	51	2	3	37	43
Fraud	30	16	250	273	0	4	71	67	0	1	61	46
Embezzlement	0	0	9	18	0	0	10	9	0	0	4	7
Stolen Property	0	2	24	24	0	0	14	12	0	0	14	11
Vandalism	30	24	354	343	8	5	96	90	7	3	83	77
Weapons Violations	2	4	56	49	4	5	53	50	4	5	48	49
Commercial Sex	0	0	3	3	0	0	2	2	0	0	2	2
Other Sex Offenses	6	7	69	63	4	4	24	39	3	2	13	19
Drug Sales	0	4	80	105	3	9	103	162	3	9	105	162
Drug Possession	31	54	468	607	21	58	465	650	19	57	475	647
Gambling	0	0	1	0	0	0	0	0	0	0	0	0
Offenses Against Family/Children	6	1	53	43	4	4	26	35	4	4	29	34
Liquor Violations	5	4	75	86	5	3	60	73	3	3	62	73
Drunkenness	6	8	120	96	6	8	108	95	6	8	114	93
Other Disorderly Conduct	22	12	269	207	4	4	144	86	4	4	137	74
Curfew Violations	2	4	44	54	0	6	58	37	0	6	54	35
All Other Offenses	284	252	2974	3070	216	175	2168	2339	212	174	2323	2274
DUI	23	6	177	139	25	5	152	128	25	5	177	128
Human Trafficking	0	0	0	0	0	0	0	0	0	0	0	0
PART II SUBTOTAL	484	446	5530	5652	323	320	3845	4176	307	306	3951	3977
PART I AND II TOTAL	570	533	6577	6722	356	346	4258	4571	337	327	4316	4291
Crashes			2019	2018	Enforcement						2019	2018
	11/19	11/18	YTD	YTD					11/19	11/18	YTD	YTD
Public Roadway	114	130	1,283	1,300					730	558	7,095	6,709
									516	516	4,775	5,930
911 Calls	3,705	3,256	40,528	38,531					1,246	1,074	11,870	12,639

## Summary of Significant Events for November 2019

19-007804	Robbery	2000 Chattanooga Rd
<p>An employee advised a black male subject entered the store and ordered her to go to the back of the store so he could go around and get money from the register. This caused the employee to hit the panic alarm. The suspect did not get any money and left the scene prior to officers' arrival. The suspect was later stopped by GSP on the interstate. After an investigation the suspect was arrested for the incident.</p>		

19-007684	Overdose	2170 Arbordale Place
<p>Officers were dispatched to an unresponsive female. When they arrived, they found the female unresponsive in the living room. EMS and City Fire arrived about the same time. Officers conducted a safety sweep and found a male subject at the top of the stairs unresponsive. Medical treatment was started on both. The female was pronounced dead at Hamilton Medical Center, and the male subject was revived at Hamilton Medical Center. The case is currently under investigation.</p>		

19-007702	Overdose	609 S Thornton Ave
<p>A male subject overdosed on suspected Fentanyl in the form of counterfeit pills. Officers administered Narcan to the male and he responded to the treatment. He was then turned over to medical staff. The male subject spoke with investigators and confirmed the pills came from Chattanooga. This case is currently under investigation.</p>		

19-007792	Aggravated Assault	1600 Underwood St.
<p>A male suspect was in a highly intoxicated state when he got into an argument with the victim. During the argument the suspect pulled out a knife. The victim's son got involved and disarmed the intoxicated male. During the incident the suspect also broke a window out of the victim's vehicle. All subjects treated for minor injuries and released by EMS. The suspect was jailed on various charges without incident.</p>		

19-007796	Theft – Vehicle	1700 Wellington Dr
<p>Officers responded to the area in reference to a stolen vehicle. The vehicle was unlocked and the keys were inside the vehicle. The vehicle was entered into GCIC as stolen. The previous shift worked an incident of a stolen vehicle in the same area. An unlocked 2007 GMC Sierra was also entered at this residence and items were taken. This incident is similar to a pattern of entering autos and vehicle thefts earlier in the year.</p>		

19-007281	Entering Auto	1285 Cross Plains Trail
<p>The complainant reported that his Buick Enclave was entered while he and his wife were at Heritage Park. A purse containing credit cards and other items were stolen. The stolen cards were used at the Kroger on Glenwood Ave. The investigating officer obtained video from the store and was able to see a white male and white female using several different cards until one was declined and it locked down the self-checkout. The suspects then left the scene but a vehicle description could not be obtained. This case is currently active.</p>		

19-007285	Entering Auto	1285 Cross Plains Trail
<p>The complainant reported that his Ford F-150 was also entered while at Heritage Park and his wife's purse was stolen which contained her bank cards. The suspects used one of the cards at Kroger and received just over \$1200. They also attempted to use another card at Lowe's but were unsuccessful. This case is currently active.</p>		

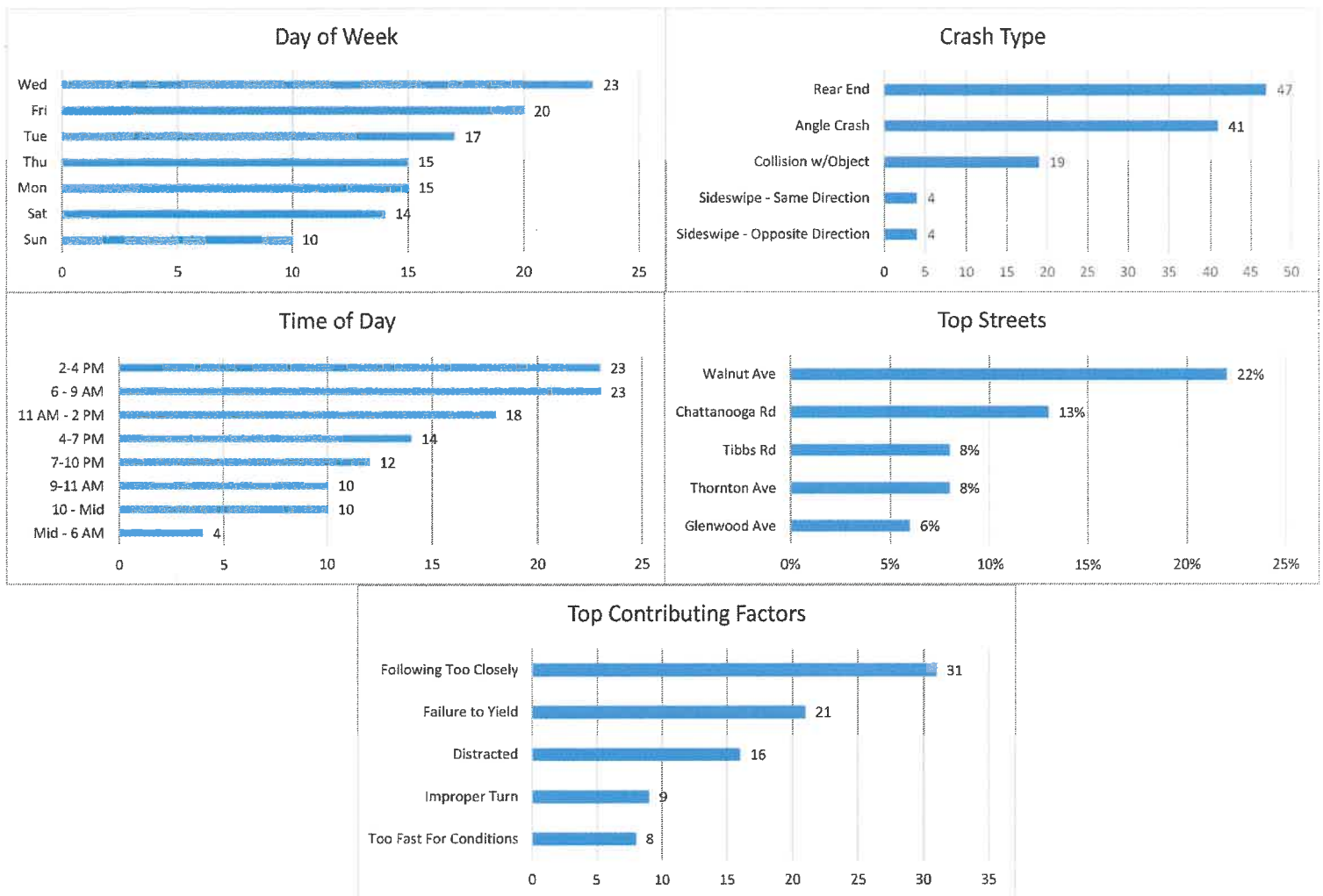
19-007309	Aggravated Assault	700 Phoenix Pl
<p>A male and a female were in a domestic dispute. They have been having problems and the male got upset with the female for being in another man's apartment. The male was also observed kicking the female. The female and male then went back to their apartment where he stabbed her with a screwdriver while in front of their children. The male was arrested after his mother possibly had a heart attack and she was transported to Hamilton Medical Center. The male was arrested and transported to WCSO without incident.</p>		

19-007493	Suspected Child Molestation	1907 Brady Dr
<p>Chattanooga PD contacted us in reference to a report that originated from an eye doctor there. A male subject took his 6 year old daughter to the eye doctor for a suspected eye infection. The ophthalmologist conducted an eye exam and found that the daughter had pubic lice in her eyes. An investigation was conducted and no indication of abuse was discovered. The case is currently active.</p>		

# DALTON POLICE DEPARTMENT PUBLIC SAFETY COMMISSION MEETING DECEMBER 17, 2019

## November 2019 Crash Statistics

In November 2019 there were 114 non-private property crashes reported. Injury crashes decreased from October 2019, while injuries stayed the same. Rear end and angle crashes were the most prevalent during November 2019. Following too closely was the leading contributing factor in non-injury crashes. Failure to yield was the leading contributing factor for injury crashes. Chattanooga Rd and Walnut Ave were the roadways where the majority of the crashes occurred. In November 2019 approximately 21.93% of all crashes in the city occurred on Walnut Ave. In November 2019, Walnut Ave was the roadway with the most injury crashes.



### 114 Crashes Reported in November 2019

- There were 22 less crashes in November 2019 than there were in October 2019.
  - 21 Crashes reported in which injuries occurred.
  - That is one injury crash for every 5.43 crashes reported.
  - Multiple injuries were reported in 7 crashes.

DALTON POLICE DEPARTMENT  
PUBLIC SAFETY COMMISSION MEETING  
DECEMBER 17, 2019

- Total Injuries Reported
  - 30 injuries were reported.
  - 0 serious injuries were reported.
  - 0 fatalities were reported.

Top 5 Streets

- Walnut Ave
  - 25 Total Crashes
  - 21.93% of Total Crashes
  - 13.33% of Injuries Reported (4 Injuries Reported on the Roadway)
- Chattanooga Rd / N Bypass
  - 15 Total Crashes
  - 13.16% of Total Crashes
  - 13.33% of Injuries Reported (4 Injuries Reported on this Roadway)
- Thornton Ave
  - 9 Total Crashes
  - 7.89% of Total Crashes
  - 3.33% of Injuries Reported (1 Injury Reported on this Roadway)
- Tibbs Rd
  - 9 Total Crashes
  - 7.89% of Total Crashes
  - 3.33% of Injuries Reported (1 Injuries Reported on the Roadway)
- Glenwood Ave
  - 7 Total Crashes
  - 6.14% of Total Crashes
  - 6.67% of Injuries Reported (2 Injuries Reported on the Roadway)

Crashes Involving DUI

- 4 Reported Crashes involving DUI

Crashes Involving Speed

- 9 Reported Crashes involving Speed (Includes Too Fast for Conditions)

Crashes Involving Distracted or Inattentive Driver

- 16 Crashes Reported with Distracted or Inattentive Driver

DALTON POLICE DEPARTMENT  
PUBLIC SAFETY COMMISSION MEETING  
DECEMBER 17, 2019

Crashes Involving Drivers Following One Another Too Closely

- 31 Crashes Reported involving Following Too Closely

Crashes by Type

- Rear End 47 / 41.23%
- Angle Crash 41 / 35.96%
- Collision with an Object 19 / 16.67%
- Sideswipe – Same Direction 4 / 3.51%
- Sideswipe – Opposite Direction 4 / 3.51%

Days of the Week

- 15 crashes occurred on Mondays
- 17 crashes occurred on Tuesdays
- 23 crashes occurred on Wednesdays
- 15 crashes occurred on Thursdays
- 20 crashes occurred on Fridays
- 14 crashes occurred on Saturdays
- 10 crashes occurred on Sundays

Time of Day

- 0000- 0559-4
- 0600-0859-23
- 0900-1059-10
- 1100-1359-18
- 1400-1559-23
- 1600-1859-14
- 1900-2159-12
- 2200-2359-10

Top Contributing Factors

- Following Too Closely: 31 (27.19 % of all crashes)
- Failure to Yield: 21 (18.42 % of all crashes)
- Distracted: 16 (14.04 % of all crashes)
- Improper Turn: 9 (7.89 % of all crashes)
- Too Fast for Conditions: 8 (7.02 % of all crashes)



**DALTON POLICE DEPARTMENT  
PUBLIC SAFETY COMMISSION MEETING  
DECEMBER 17, 2019**

Based on the crash data from October 2019, Selective Enforcement Details were conducted in the following areas in November 2019:

- **Walnut Ave**
- **Glenwood Ave**
- **College Dr**

There were 30 total Enforcement Detail conducted in November 2019, resulting in 298 total violations being identified.

Comparing the crash data compiled and the enforcement activities conducted for the month of November 2019, details will be conducted in October 2019 in the following areas:

- **Walnut Ave**
- **Chattanooga Rd/N Bypass**