



Dalton Fire Department

404 School Street, Dalton, GA 30720

Phone: 706-278-7363

Breakdown by Incident Type

Report Period: 05/01/24 - 05/31/24 23:59:59

Incident Type	Incidents	Exposures
311 Medical assist, assist EMS crew	178	0
611 Dispatched & canceled en route	38	0
322 Motor vehicle accident with injuries	17	0
622 No incident found on arrival at dispatch address	13	0
735 Alarm system sounded due to malfunction	13	0
745 Alarm system activation, no fire - unintentional	12	0
444 Power line down	11	0
324 Motor vehicle accident with no injuries.	7	0
733 Smoke detector activation due to malfunction	7	0
743 Smoke detector activation, no fire - unintentional	6	0
812 Flood assessment	5	0
651 Smoke scare, odor of smoke	4	0
500 Service Call, other	4	0
744 Detector activation, no fire - unintentional	3	0
461 Building or structure weakened or collapsed	3	0
731 Sprinkler activation due to malfunction	2	0
671 HazMat release investigation w/no HazMat	2	0
522 Water or steam leak	2	0
553 Public service	2	0
561 Unauthorized burning	2	0
445 Arcing, shorted electrical equipment	2	0
363 Swift water rescue	2	0
412 Gas leak (natural gas or LPG)	2	0
111 Building fire	2	0

06/17/24 07:41:08

Incident Type	Incidents	Exposures
131 Passenger vehicle fire	2	0
142 Brush or brush-and-grass mixture fire	2	0
251 Excessive heat, scorch burns with no ignition	1	0
132 Road freight or transport vehicle fire	1	0
323 Motor vehicle/pedestrian accident (MV Ped)	1	0
321 EMS call, excluding vehicle accident with injury	1	0
440 Electrical wiring/equipment problem, other	1	0
441 Heat from short circuit (wiring), defective/worn	1	0
521 Water evacuation	1	0
551 Assist police or other governmental agency	1	0
700 False alarm or false call, other	1	0
631 Authorized controlled burning	1	0
740 Unintentional transmission of alarm, other	1	0
741 Sprinkler activation, no fire - unintentional	1	0
746 Carbon monoxide detector activation, no CO	1	0

	Incidents	Exposures
Total	356	0



Dalton Fire Department

404 School Street, Dalton, GA 30720

Phone: 706-278-7363

Staff Hours by Incident Type

Report Period: 05/01/24 - 05/31/24 23:59:59

Incident Type	Hours
311 Medical assist, assist EMS crew	166.72
322 Motor vehicle accident with injuries	43.12
735 Alarm system sounded due to malfunction	41.17
733 Smoke detector activation due to malfunction	25.68
745 Alarm system activation, no fire - unintentional	24.28
444 Power line down	22.28
131 Passenger vehicle fire	17.75
731 Sprinkler activation due to malfunction	17.27
743 Smoke detector activation, no fire - unintentional	16.33
441 Heat from short circuit (wiring), defective/worn	15.00
111 Building fire	14.34
461 Building or structure weakened or collapsed	13.72
321 EMS call, excluding vehicle accident with injury	12.88
412 Gas leak (natural gas or LPG)	12.86
324 Motor vehicle accident with no injuries.	12.18
651 Smoke scare, odor of smoke	8.57
622 No incident found on arrival at dispatch address	7.95
445 Arcing, shorted electrical equipment	7.67
744 Detector activation, no fire - unintentional	7.63
611 Dispatched & canceled en route	7.41
363 Swift water rescue	7.00
671 HazMat release investigation w/no HazMat	6.80
440 Electrical wiring/equipment problem, other	5.80
812 Flood assessment	4.35

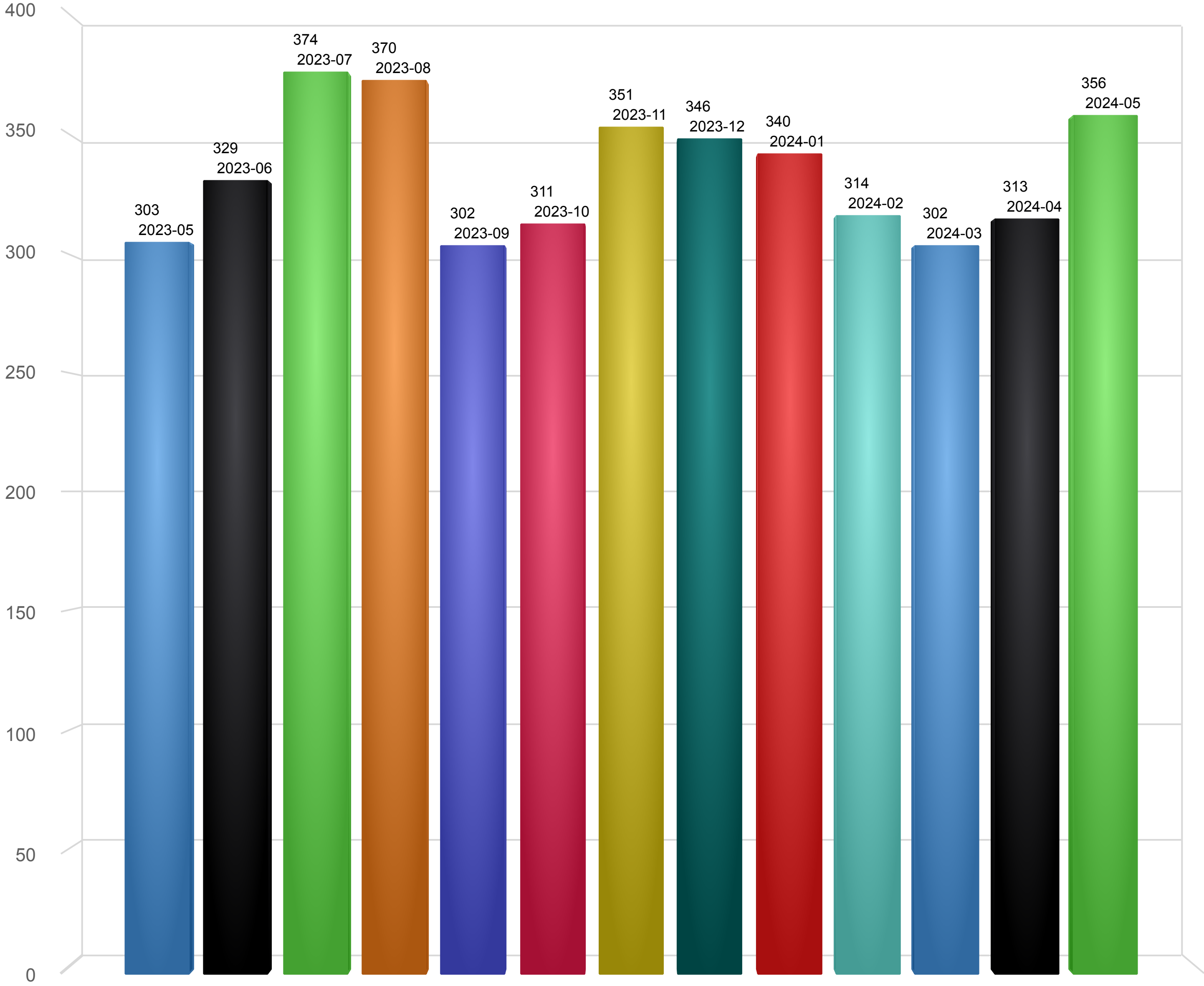
Incident Type	Hours
132 Road freight or transport vehicle fire	3.90
741 Sprinkler activation, no fire - unintentional	3.73
251 Excessive heat, scorch burns with no ignition	3.63
746 Carbon monoxide detector activation, no CO	3.57
500 Service Call, other	3.25
522 Water or steam leak	2.75
553 Public service	2.30
561 Unauthorized burning	2.25
521 Water evacuation	1.70
142 Brush or brush-and-grass mixture fire	1.70
323 Motor vehicle/pedestrian accident (MV Ped)	1.63
700 False alarm or false call, other	1.50
551 Assist police or other governmental agency	1.10
740 Unintentional transmission of alarm, other	0.97
631 Authorized controlled burning	0.40

Total	553.14
--------------	---------------

Incidents by Months

05/01/2023-05/31/2024

- 2023-05
- 2023-06
- 2023-07
- 2023-08
- 2023-09
- 2023-10
- 2023-11
- 2023-12
- 2024-01
- 2024-02
- 2024-03
- 2024-04
- 2024-05



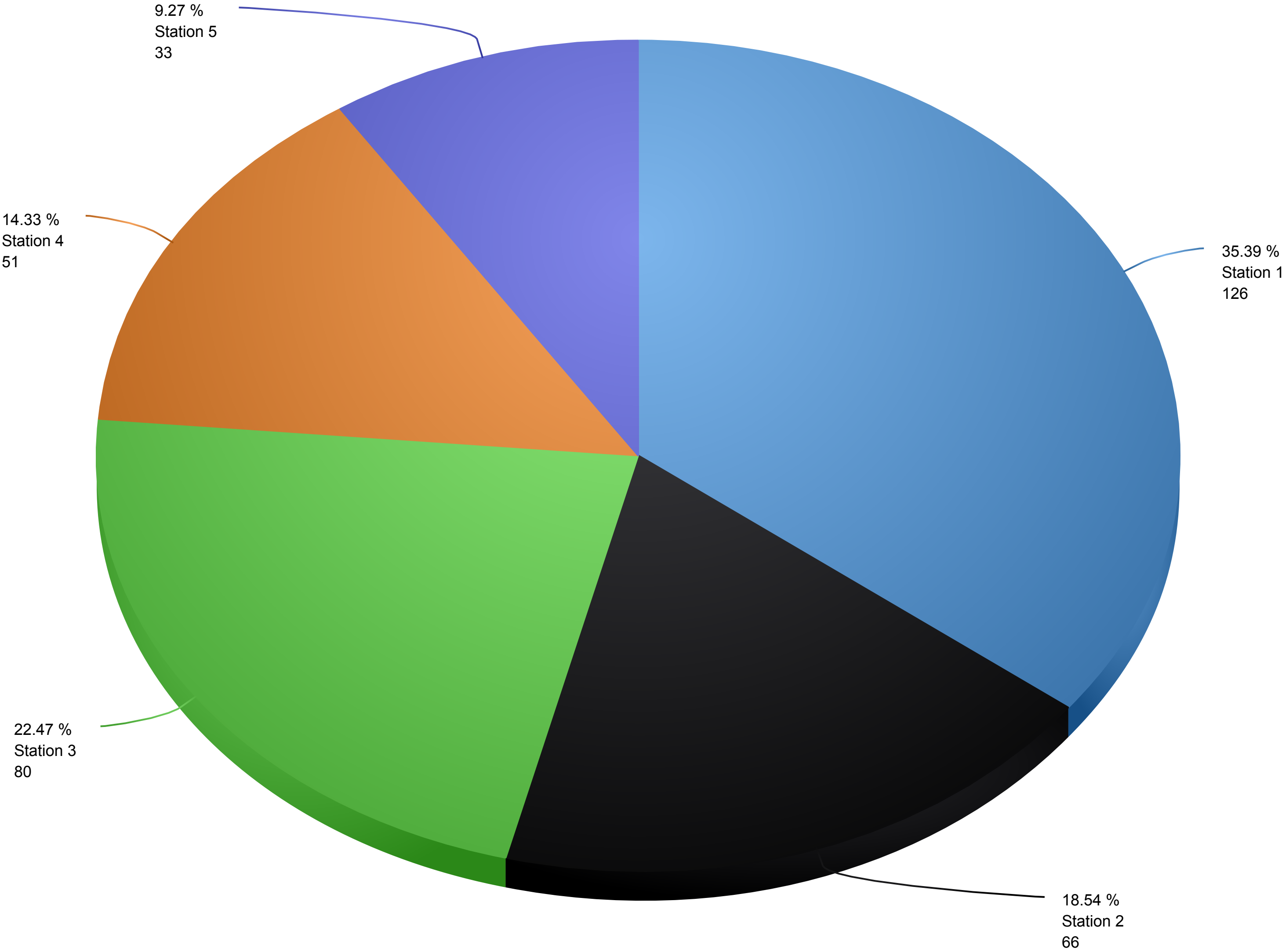
Incident Count

Total of Month: 4,311

- Station 1
- Station 2
- Station 3
- Station 4
- Station 5

Incidents by Stations

05/01/2024-05/31/2024




Total of Station: 356

Department Average Response Time (Alarm-> First Unit Arrival)

05/01/2024-05/31/2024

Response Time




4:42 City of Dalton Fire..

0:00 0:25 0:50 1:15 1:40 2:05 2:30 2:55 3:20 3:45 4:10 4:35 5:00

Department Average Turnout Time (Alarm-> First En Route)

05/01/2024-05/31/2024

Turnout Time



1:06 City of Dalton Fire..

Department Average Travel Time (First En Route -> First Unit Arrival)

05/01/2024-05/31/2024

Travel Time




0:00 0:25 0:50 1:15 1:40 2:05 2:30 2:55 3:20 3:45

- Station 1
- Station 2
- Station 3
- Station 4
- Station 5

Average Response Time by Station

05/01/2024-05/31/2024

Response Time



Total of Station: 4:42



Dalton Fire Department

404 School Street, Dalton, GA 30720

Phone: 706-278-7363

Injuries and Property Loss

(Dates: 05/01/24 - 05/31/24 23:59:59)

CODE	DESCRIPTOR	FREQ	FREQ %	EXPs	CIV DTHS	CIV DTHS	CIV INJ	CIV INJS	FF DTHS	FF DTHS	FF INJ	FF INJS	PROP LOSS	PROP LOSS	CONT LOSS	CONT LOSS	TOTAL LOSS	TOTAL LOSS %
111	Building fire	2	0.59%	0	0	0.00%	0	0.00%	0	0.00%	0	0.00%	102,065	83.62%	0	0.00%	102,065	83.62%
131	Passenger vehicle fire	2	0.59%	0	0	0.00%	0	0.00%	0	0.00%	0	0.00%	17,500	14.34%	0	0.00%	17,500	14.34%
132	Road freight or transport vehicle fire	0	0.00%	0	0	0.00%	0	0.00%	0	0.00%	0	0.00%	0	0.00%	0	0.00%	0	0.00%
142	Brush or brush-and-grass mixture fire	2	0.59%	0	0	0.00%	0	0.00%	0	0.00%	0	0.00%	0	0.00%	0	0.00%	0	0.00%
251	Excessive heat, scorch burns with no ignition	1	0.30%	0	0	0.00%	0	0.00%	0	0.00%	0	0.00%	0	0.00%	0	0.00%	0	0.00%
311	Medical assist, assist EMS crew	177	52.37%	0	0	0.00%	0	0.00%	0	0.00%	0	0.00%	0	0.00%	0	0.00%	0	0.00%
321	EMS call, excluding vehicle accident with injury	1	0.30%	0	0	0.00%	0	0.00%	0	0.00%	0	0.00%	0	0.00%	0	0.00%	0	0.00%
322	Motor vehicle accident with injuries	15	4.44%	0	0	0.00%	0	0.00%	0	0.00%	0	0.00%	0	0.00%	0	0.00%	0	0.00%
323	Motor vehicle/pedestrian accident (MV Ped)	0	0.00%	0	0	0.00%	0	0.00%	0	0.00%	0	0.00%	0	0.00%	0	0.00%	0	0.00%

CODE	DESCRIPTOR	FREQ	FREQ %	EXPs	CIV DTHS	CIV DTHS	CIV INJ	CIV INJS	FF DTHS	FF DTHS	FF INJ	FF INJS	PROP LOSS	PROP LOSS	CONT LOSS	CONT LOSS	TOTAL LOSS	TOTAL LOSS %
324	Motor vehicle accident with no injuries.	5	1.48%	0	0	0.00%	0	0.00%	0	0.00%	0	0.00%	0	0.00%	0	0.00%	0	0.00%
363	Swift water rescue	2	0.59%	0	0	0.00%	0	0.00%	0	0.00%	0	0.00%	0	0.00%	0	0.00%	0	0.00%
412	Gas leak (natural gas or LPG)	2	0.59%	0	0	0.00%	0	0.00%	0	0.00%	0	0.00%	0	0.00%	0	0.00%	0	0.00%
440	Electrical wiring/equipment problem, other	1	0.30%	0	0	0.00%	0	0.00%	0	0.00%	0	0.00%	0	0.00%	0	0.00%	0	0.00%
441	Heat from short circuit (wiring), defective/worn	1	0.30%	0	0	0.00%	0	0.00%	0	0.00%	0	0.00%	0	0.00%	0	0.00%	0	0.00%
444	Power line down	10	2.96%	0	0	0.00%	0	0.00%	0	0.00%	0	0.00%	0	0.00%	0	0.00%	0	0.00%
445	Arcing, shorted electrical equipment	2	0.59%	0	0	0.00%	0	0.00%	0	0.00%	0	0.00%	0	0.00%	0	0.00%	0	0.00%
461	Building or structure weakened or collapsed	3	0.89%	0	0	0.00%	0	0.00%	0	0.00%	0	0.00%	2,500	2.05%	0	0.00%	2,500	2.05%
500	Service Call, other	4	1.18%	0	0	0.00%	0	0.00%	0	0.00%	0	0.00%	0	0.00%	0	0.00%	0	0.00%
521	Water evacuation	1	0.30%	0	0	0.00%	0	0.00%	0	0.00%	0	0.00%	0	0.00%	0	0.00%	0	0.00%
522	Water or steam leak	2	0.59%	0	0	0.00%	0	0.00%	0	0.00%	0	0.00%	0	0.00%	0	0.00%	0	0.00%
551	Assist police or other governmental agency	1	0.30%	0	0	0.00%	0	0.00%	0	0.00%	0	0.00%	0	0.00%	0	0.00%	0	0.00%

CODE	DESCRIPTOR	FREQ	FREQ %	EXPs	CIV DTHS	CIV DTHS	CIV INJ	CIV INJS	FF DTHS	FF DTHS	FF INJ	FF INJS	PROP LOSS	PROP LOSS	CONT LOSS	CONT LOSS	TOTAL LOSS	TOTAL LOSS %
553	Public service	2	0.59%	0	0	0.00%	0	0.00%	0	0.00%	0	0.00%	0	0.00%	0	0.00%	0	0.00%
561	Unauthorized burning	2	0.59%	0	0	0.00%	0	0.00%	0	0.00%	0	0.00%	0	0.00%	0	0.00%	0	0.00%
611	Dispatched & canceled en route	36	10.65%	0	0	0.00%	0	0.00%	0	0.00%	0	0.00%	0	0.00%	0	0.00%	0	0.00%
622	No incident found on arrival at dispatch address	11	3.25%	0	0	0.00%	0	0.00%	0	0.00%	0	0.00%	0	0.00%	0	0.00%	0	0.00%
631	Authorized controlled burning	1	0.30%	0	0	0.00%	0	0.00%	0	0.00%	0	0.00%	0	0.00%	0	0.00%	0	0.00%
651	Smoke scare, odor of smoke	4	1.18%	0	0	0.00%	0	0.00%	0	0.00%	0	0.00%	0	0.00%	0	0.00%	0	0.00%
671	HazMat release investigation w/no HazMat	2	0.59%	0	0	0.00%	0	0.00%	0	0.00%	0	0.00%	0	0.00%	0	0.00%	0	0.00%
700	False alarm or false call, other	1	0.30%	0	0	0.00%	0	0.00%	0	0.00%	0	0.00%	0	0.00%	0	0.00%	0	0.00%
731	Sprinkler activation due to malfunction	2	0.59%	0	0	0.00%	0	0.00%	0	0.00%	0	0.00%	0	0.00%	0	0.00%	0	0.00%
733	Smoke detector activation due to malfunction	7	2.07%	0	0	0.00%	0	0.00%	0	0.00%	0	0.00%	0	0.00%	0	0.00%	0	0.00%
735	Alarm system sounded due to malfunction	11	3.25%	0	0	0.00%	0	0.00%	0	0.00%	0	0.00%	0	0.00%	0	0.00%	0	0.00%
740	Unintentional transmission of alarm, other	1	0.30%	0	0	0.00%	0	0.00%	0	0.00%	0	0.00%	0	0.00%	0	0.00%	0	0.00%

CODE	DESCRIPTOR	FREQ	FREQ %	EXPs	CIV DTHS	CIV DTHS	CIV INJ	CIV INJS	FF DTHS	FF DTHS	FF INJ	FF INJS	PROP LOSS	PROP LOSS	CONT LOSS	CONT LOSS	TOTAL LOSS	TOTAL LOSS %
741	Sprinkler activation, no fire - unintentional	1	0.30%	0	0	0.00%	0	0.00%	0	0.00%	0	0.00%	0	0.00%	0	0.00%	0	0.00%
743	Smoke detector activation, no fire - unintentional	4	1.18%	0	0	0.00%	0	0.00%	0	0.00%	0	0.00%	0	0.00%	0	0.00%	0	0.00%
744	Detector activation, no fire - unintentional	3	0.89%	0	0	0.00%	0	0.00%	0	0.00%	0	0.00%	0	0.00%	0	0.00%	0	0.00%
745	Alarm system activation, no fire - unintentional	10	2.96%	0	0	0.00%	0	0.00%	0	0.00%	0	0.00%	0	0.00%	0	0.00%	0	0.00%
746	Carbon monoxide detector activation, no CO	1	0.30%	0	0	0.00%	0	0.00%	0	0.00%	0	0.00%	0	0.00%	0	0.00%	0	0.00%
812	Flood assessment	5	1.48%	0	0	0.00%	0	0.00%	0	0.00%	0	0.00%	0	0.00%	0	0.00%	0	0.00%
Totals		338	100%	0	0	100%	0	100%	0	100%	0	100%	122,065	100%	0	100%	122,065	100%
Mutual Aid Given Incidents		18																

Training Division Monthly Report

May 2024

Overview

Recruit Class 2024-01 concluded at the end of the month with a total of 8 candidates completing the program. As part of the recruit program, the department hosted Georgia Fire Academy's interior search & rescue course. This course was delivered to a total of 31 students from departments throughout Northwest Georgia. Monthly training included territory familiarization, core competency check-offs, special operations training, and company level drills chosen by company officers. Training hours during the month of May totaled 2,898.

Outside Schools

4 firefighters attended Intermediate ICS for Expanding Incidents (NIMS 300) hosted by Whitfield County Emergency Management Agency.

10 firefighters were enrolled in GFA's Interior Search & Rescue 1 course hosted at the DFD Training Center during Recruit Class 2024-01.

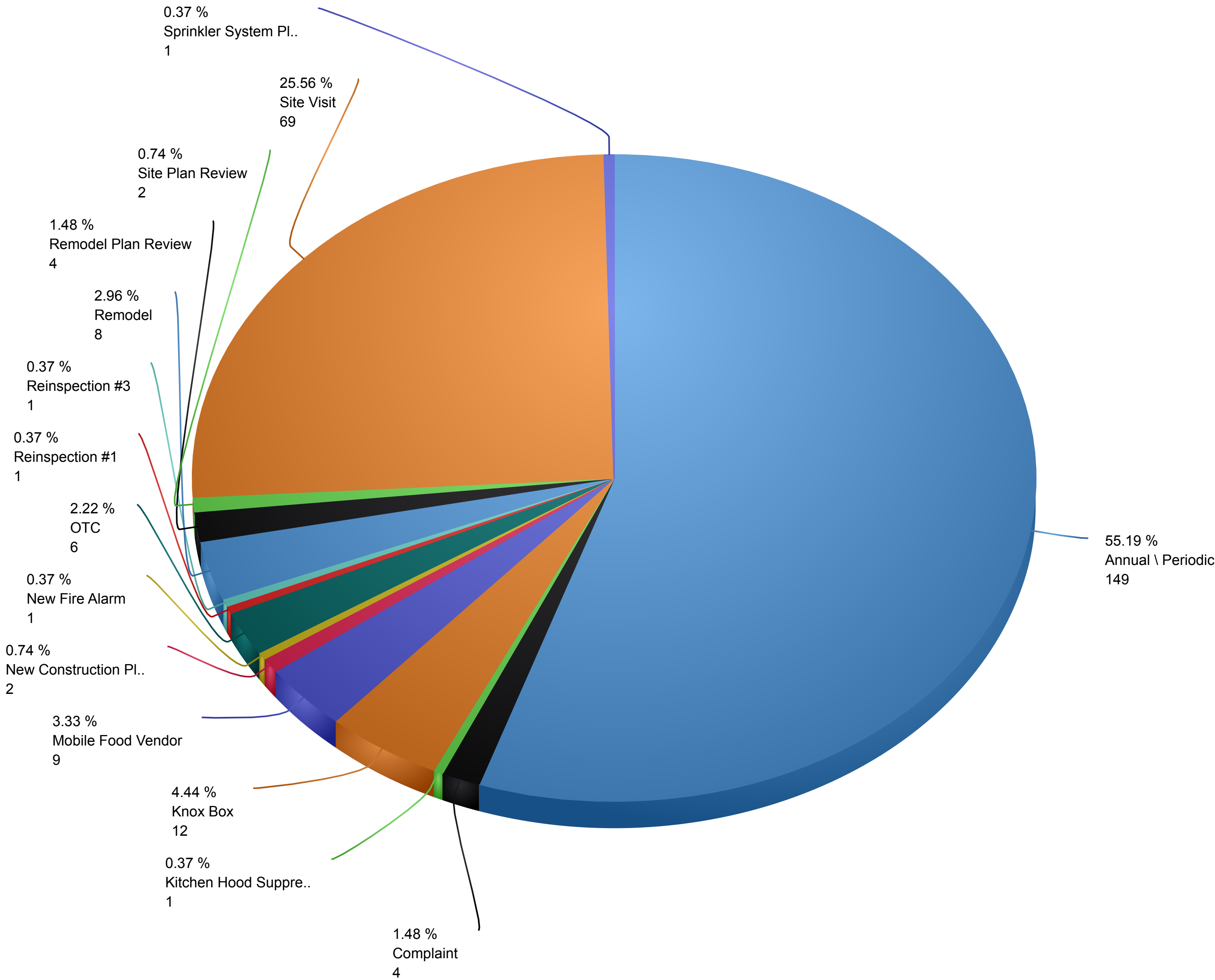
1 firefighter attended Acting Officer in Charge for the Fire Service hosted by Walker County Fire & Emergency Services.

1 prospective member of the Technical Rescue Team attended NPQ Rope Rescue Technician – Levels 1 & 2 hosted by the City of Calhoun Fire Department and GSAR Task Force 6.

Inspection Visit History by Inspection Type

05/01/2024-05/31/2024

- Annual \ Periodic
- Complaint
- Kitchen Hood Suppression System Plan Review
- Knox Box
- Mobile Food Vendor
- New Construction Plan Review
- New Fire Alarm
- OTC
- Reinspection #1
- Reinspection #3
- Remodel
- Remodel Plan Review
- Site Plan Review
- Site Visit
- Sprinkler System Plan Review



Total of Inspection Type: 270