



# Dalton Fire Department

404 School Street, Dalton, GA 30720

Phone: 706-278-7363

## Breakdown by Incident Type

Report Period: 8/1/2025 - 8/31/2025 11:59:59 PM

Incident Type	Incidents	Exposures
311 Medical assist, assist EMS crew	192	0
611 Dispatched & canceled en route	24	0
322 Motor vehicle accident with injuries	19	0
745 Alarm system activation, no fire - unintentional	17	0
743 Smoke detector activation, no fire - unintentional	11	0
735 Alarm system sounded due to malfunction	11	0
622 No incident found on arrival at dispatch address	8	0
500 Service Call, other	8	0
412 Gas leak (natural gas or LPG)	7	0
324 Motor vehicle accident with no injuries.	5	0
553 Public service	5	0
651 Smoke scare, odor of smoke	4	0
551 Assist police or other governmental agency	3	0
733 Smoke detector activation due to malfunction	3	0
444 Power line down	3	0
445 Arcing, shorted electrical equipment	3	0
440 Electrical wiring/equipment problem, other	2	0
360 Water & ice-related rescue, other	2	0
323 Motor vehicle/pedestrian accident (MV Ped)	2	0
151 Outside rubbish, trash or waste fire	2	0
251 Excessive heat, scorch burns with no ignition	2	0
111 Building fire	2	0
113 Cooking fire, confined to container	2	0
131 Passenger vehicle fire	2	2

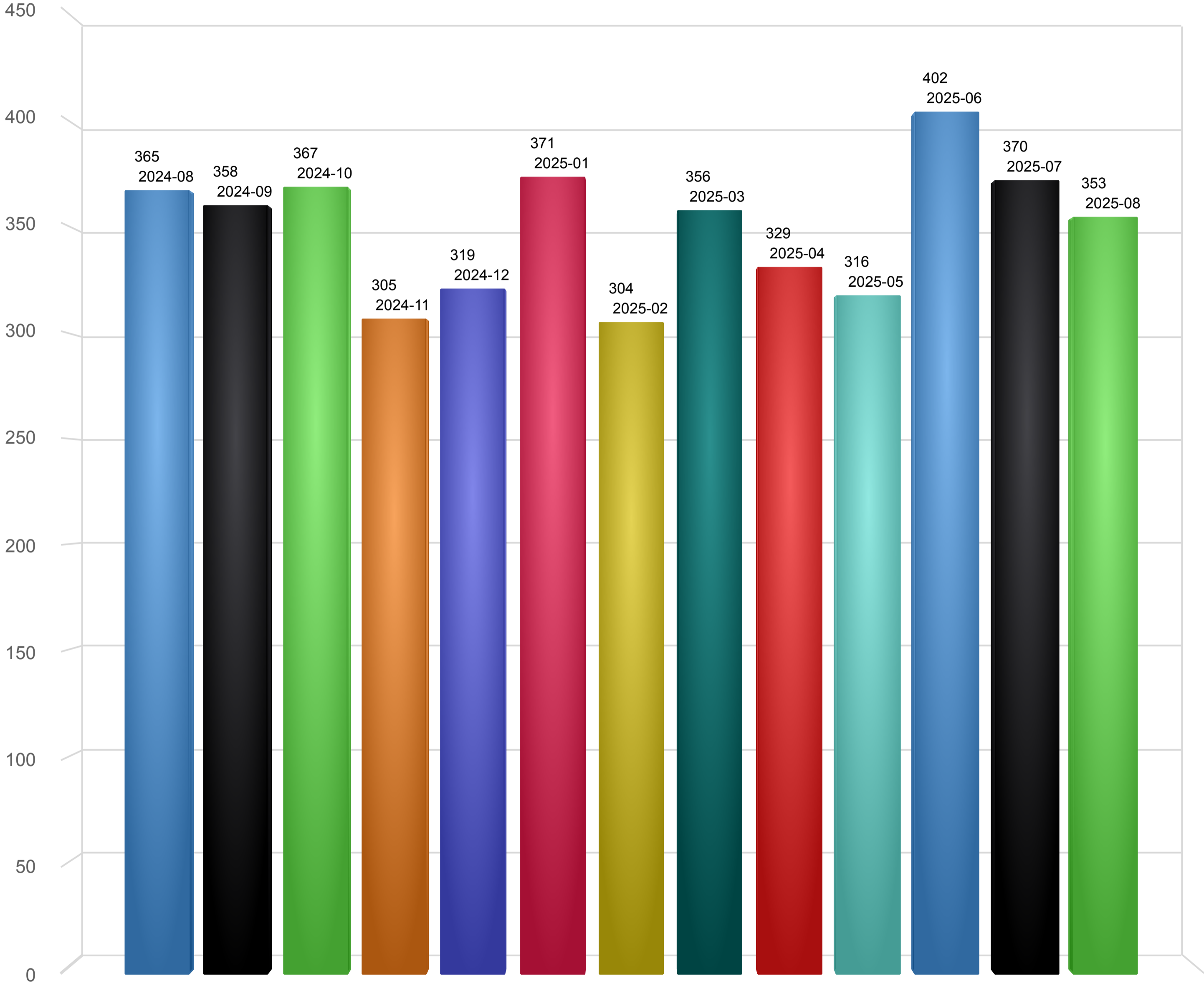
Incident Type	Incidents	Exposures
141 Forest, woods or wildland fire	1	0
143 Grass fire	1	0
118 Trash or rubbish fire, contained	1	0
411 Gasoline or other flammable liquid spill	1	0
424 Carbon monoxide incident	1	0
442 Overheated motor	1	0
741 Sprinkler activation, no fire - unintentional	1	0
744 Detector activation, no fire - unintentional	1	0
715 Local alarm system, malicious false alarm	1	0
731 Sprinkler activation due to malfunction	1	0
650 Steam, other gas mistaken for smoke, other	1	0
561 Unauthorized burning	1	0
600 Good intent call, other	1	0
520 Water problem, other	1	0

	Incidents	Exposures
<b>Total</b>	<b>353</b>	<b>2</b>

# Incidents by Months

08/01/2024-08/31/2025

- 2024-08
- 2024-09
- 2024-10
- 2024-11
- 2024-12
- 2025-01
- 2025-02
- 2025-03
- 2025-04
- 2025-05
- 2025-06
- 2025-07
- 2025-08



Incident Count

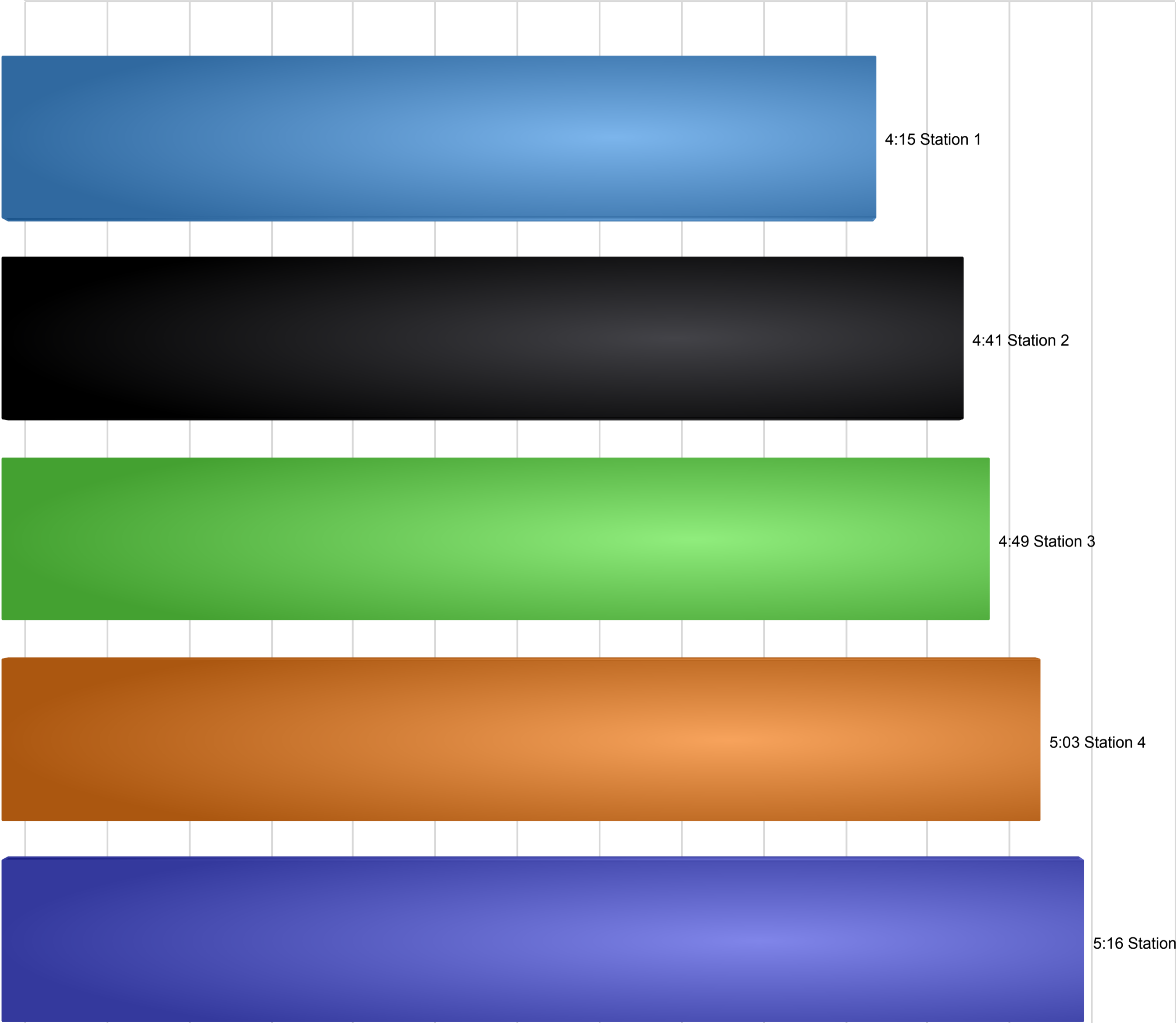
Total of Month: 4,515

- Station 1
- Station 2
- Station 3
- Station 4
- Station 5

# Average Response Time by Station

08/01/2024-08/31/2025

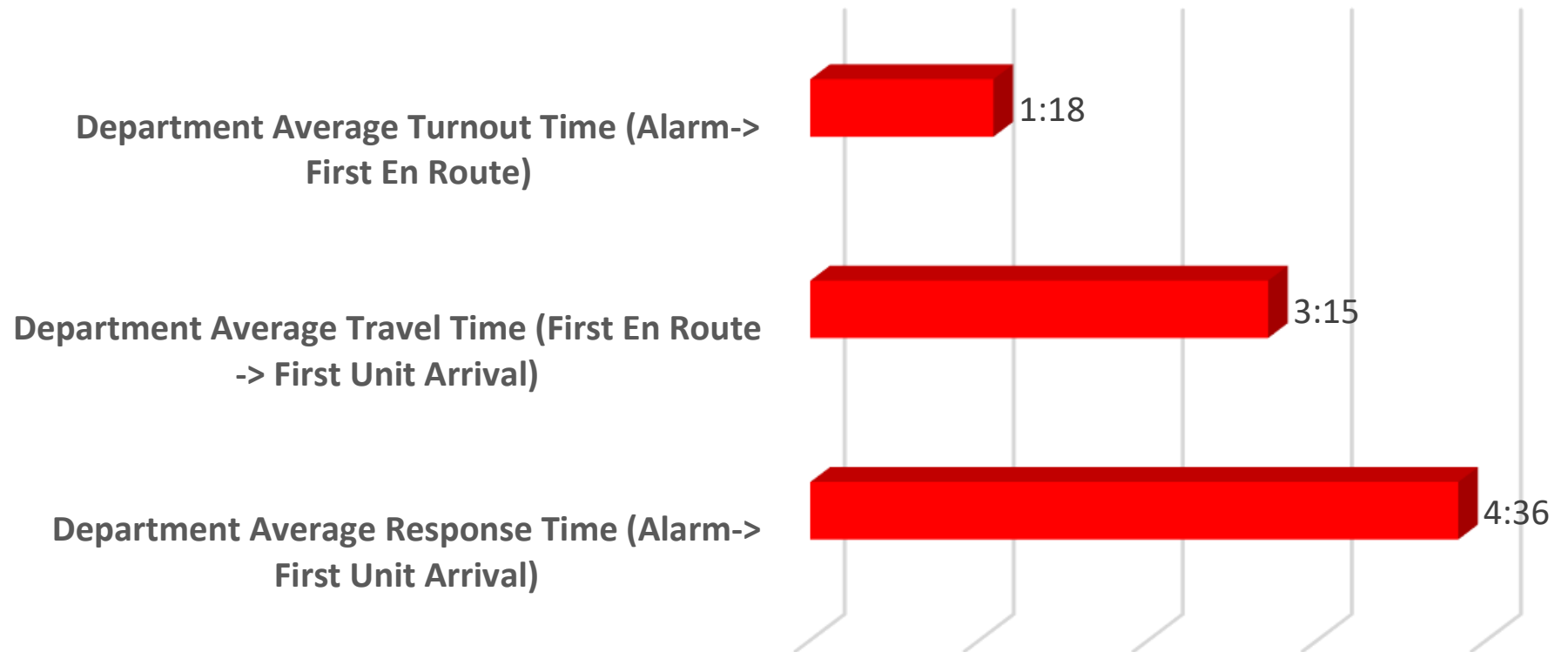
Response Time

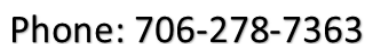


Total of Station: 4:40

0:00 0:25 0:50 1:15 1:40 2:05 2:30 2:55 3:20 3:45 4:10 4:35 5:00 5:25 5:50

## Department Response Times





(Dates: 8/1/2025 - 8/31/2025 11:59:59 PM)

[illegible]

[illegible]

[illegible]

CODE	DESCRIPTOR	FREQ	FREQ %	EXPs	CIV DTHS	CIV DTHS %	CIV INJS	CIV INJS %	FF DTHS	FF DTHS %	FF INJS	FF INJS %	PROP LOSS	PROP LOSS %	CONT LOSS	CONT LOSS %	TOTAL LOSS	TOTAL LOSS %
735	Alarm system sounded due to malfunction	11	3.27%	0	0	0.00%	0	0.00%	0	0.00%	0	0.00%	0	0.00%	0	0.00%	0	0.00%
741	Sprinkler activation, no fire - unintentional	1	0.30%	0	0	0.00%	0	0.00%	0	0.00%	0	0.00%	0	0.00%	0	0.00%	0	0.00%
743	Smoke detector activation, no fire - unintentional	9	2.68%	0	0	0.00%	0	0.00%	0	0.00%	0	0.00%	0	0.00%	0	0.00%	0	0.00%
744	Detector activation, no fire - unintentional	1	0.30%	0	0	0.00%	0	0.00%	0	0.00%	0	0.00%	0	0.00%	0	0.00%	0	0.00%
745	Alarm system activation, no fire - unintentional	16	4.76%	0	0	0.00%	0	0.00%	0	0.00%	0	0.00%	0	0.00%	0	0.00%	0	0.00%
Totals		336	100%	6	0	100%	1	100%	0	100%	0	100%	127,200	100%	1,000	100%	128,200	100%
Mutual Aid Given Incidents		17																

# **Training Division Monthly Report**

## **August 2025**

### **Overview**

Departmental training during the month included a Traffic Incident Management (TIM) Refresher and a Towing and Recovery Incentive Program (TRIP) overview. Seven members successfully completed the National Professional Qualifications (NPQ) Pumping Apparatus Driver/Operator course. Additional departmental training covered firefighter survival and flood water rescue, featuring personal protective equipment review and in-service training with the NRS Rescue Sled. Department-wide engine company drills were also conducted to reinforce operational readiness and crew coordination.

Company-level training focused on area familiarization, community risk reduction, fire hose operations, hazardous materials, structural search and rescue, driver/operator skills, and other officer-directed topics.

Multi-company training was conducted with the Whitfield County Fire Department, consisting of search and rescue and structure fire scenario exercises at acquired structures on Underwood Circle.

The Training and Prevention Division, supported by C Shift, delivered a cause and origin class for a forensics course at Dalton High School.

Total training hours for the month: 2,853.

### **Outside Schools**

Swiftwater Rescue Technician – Cartersville Fire Department

Swiftwater Rescue Refresher – Gwinnett County Fire Department at Six Flags Over Georgia, Austell, GA

Technical Rescue Core Qualifications – GPSTC, Forsyth

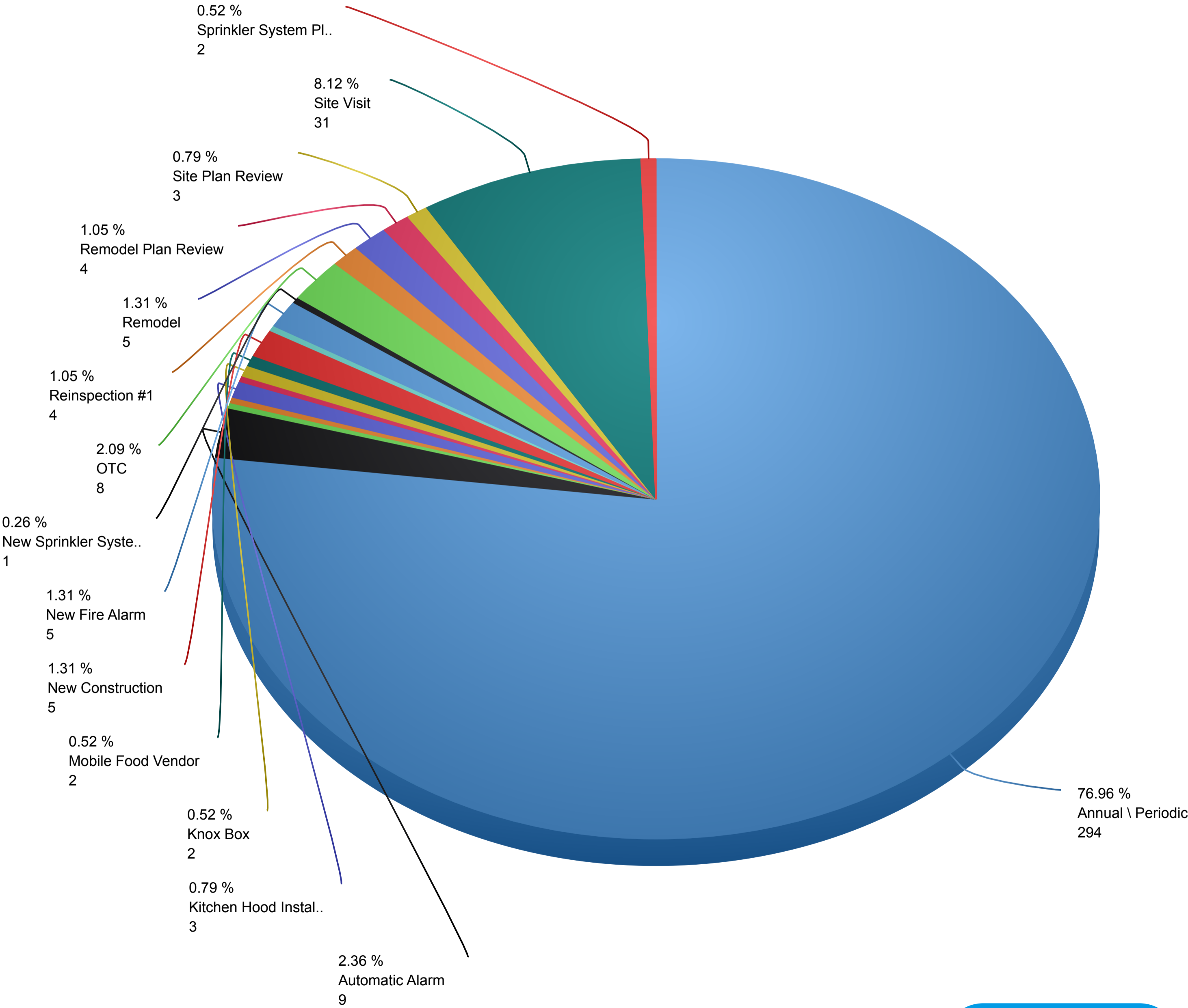
Life Safety Code – GPSTC, hosted by Cherokee County, GA

Rail Car Incident Response for Ethanol, Crude, and Other Flammable Liquids – Cohutta Police Department

# Inspection Visit History by Inspection Type

08/01/2025-08/31/2025

- Annual \ Periodic
- Automatic Alarm
- Fire Alarm Plan Review
- Fireworks Display
- Kitchen Hood Installation
- Kitchen Hood Plan Review
- Knox Box
- Mobile Food Vendor
- New Construction
- New Construction Plan Review
- New Fire Alarm
- New Sprinkler System
- OTC
- Reinspection #1
- Remodel
- Remodel Plan Review
- Site Plan Review
- Site Visit
- Sprinkler System Plan Review



Total of Inspection Type: 382

## YEAR-TO-DATE BUDGET REPORT

08/31/2025

FOR 2025 08

ACCOUNTS FOR: 0010 GENERAL FUND - OPERATING	ORIGINAL APPROP	TRANFRS/ ADJSTMTS	REVISED BUDGET	YTD EXPENDED	ENC/REQ	AVAILABLE BUDGET	PCT USED
350000 511100 WAGES REG	6,800,000	0	6,800,000	4,246,420.03	.00	2,553,579.97	62.4%
350000 511300 WAGES - OT	524,000	0	524,000	309,529.43	.00	214,470.57	59.1%
350000 512100 GROUP INS	1,130,000	0	1,130,000	744,689.50	.00	385,310.50	65.9%
350000 512110 PTST INS	14,500	0	14,500	12,597.50	.00	1,902.50	86.9%
350000 512200 FICA & MED	566,000	0	566,000	345,180.05	.00	220,819.95	61.0%
350000 512401 RETDCP	520,000	0	520,000	330,353.45	.00	189,646.55	63.5%
350000 512402 RET DBP	858,000	0	858,000	521,729.29	.00	336,270.71	60.8%
350000 512403 RET STATE	29,000	0	29,000	18,775.00	.00	10,225.00	64.7%
350000 512700 WORKERS CO	114,800	0	114,800	76,800.00	.00	38,000.00	66.9%
350000 512850 OPEB	199,000	0	199,000	91,636.69	.00	107,363.31	46.0%
350000 512900 OTHER EMPL	44,200	0	44,200	25,837.47	.00	18,362.53	58.5%
350000 512915 CLEANING A	50,500	0	50,500	2,627.88	.00	47,872.12	5.2%
350000 512950 FD CANCER	19,000	-2,455	16,545	16,280.00	.00	265.00	98.4%
350000 513100 HISTORICAL	-214,000	0	-214,000	.00	.00	-214,000.00	.0%
350000 521200 P	0	2,455	2,455	2,453.00	.00	2.00	99.9%
350000 522140 LAWN CARE	5,500	0	5,500	2,912.00	.00	2,588.00	52.9%
350000 522210 BUILD R&M	68,000	0	68,000	37,715.17	2,536.93	27,747.90	59.2%
350000 522220 EQ REPAIRS	32,000	0	32,000	15,178.11	901.59	15,920.30	50.2%
350000 522220 APPA MTN APP	125,000	0	125,000	81,027.28	3,462.55	40,510.17	67.6%
350000 522320 RENT EQUIP	4,000	0	4,000	2,146.02	.00	1,853.98	53.7%
350000 523100 INSURANCE	108,500	-32,000	76,500	67,995.73	.00	8,504.27	88.9%
350000 523200 COMMUNICAT	37,000	0	37,000	19,248.16	648.15	17,103.69	53.8%
350000 523500 TRAVEL	20,000	0	20,000	5,888.54	.00	14,111.46	29.4%
350000 523600 DUES	6,000	0	6,000	685.00	2,550.00	2,765.00	53.9%
350000 523630 RADIO SUBC	12,000	0	12,000	10,592.70	.00	1,407.30	88.3%
350000 523640 VEHICLE IM	1,000	0	1,000	700.00	.00	300.00	70.0%
350000 523700 TRAINING	28,000	0	28,000	15,443.37	2,741.49	9,815.14	64.9%
350000 523920 SOFT LIC	22,000	0	22,000	20,070.01	.00	1,929.99	91.2%
350000 531100 SUP GENERA	25,000	0	25,000	7,935.68	166.10	16,898.22	32.4%
350000 531110 SUP OFFICE	4,000	0	4,000	1,749.59	78.24	2,172.17	45.7%
350000 531120 UNIFORMS	150,000	0	150,000	131,255.22	116.34	18,628.44	87.6%
350000 531150 SUP GROUND	3,000	0	3,000	.00	.00	3,000.00	.0%
350000 531200 UTILITIES	145,000	0	145,000	95,855.55	.00	49,144.45	66.1%
350000 531240 BOTTLE GAS	0	4,000	4,000	2,144.55	.00	1,855.45	53.6%
350000 531250 OIL	6,000	0	6,000	5,035.82	.00	964.18	83.9%
350000 531270 GASOLINE	17,000	-1,500	15,500	9,144.79	.00	6,355.21	59.0%
350000 531275 DIESEL	63,000	-2,500	60,500	30,423.41	.00	30,076.59	50.3%
350000 531300 MEALS FOOD	2,000	0	2,000	651.55	27.45	1,321.00	34.0%
350000 531600 SMALL EQUI	30,000	0	30,000	1,099.00	1,390.50	27,510.50	8.3%
350000 531700 OTHER SUPP	15,000	0	15,000	2,571.80	73.36	12,354.84	17.6%
350000 531700 HAZM OTHER SUPP	12,000	0	12,000	7,820.69	-255.54	4,434.85	63.0%
350000 531700 SAFET OTHER SUPP	5,000	0	5,000	3,539.67	1,365.64	94.69	98.1%
350000 542500 OTHER EQUI	4,000	0	4,000	3,615.69	249.99	134.32	96.6%

ACCOUNTS FOR: 0010 GENERAL FUND - OPERATING	ORIGINAL APPROP	TRANFRS/ ADJSTMTS	REVISED BUDGET	YTD EXPENDED	ENC/REQ	AVAILABLE BUDGET	PCT USED
TOTAL GENERAL FUND - OPERATING	11,605,000	-32,000	11,573,000	7,327,354.39	16,052.79	4,229,592.82	63.5%
TOTAL EXPENSES	11,605,000	-32,000	11,573,000	7,327,354.39	16,052.79	4,229,592.82	