



Dalton Fire Department

404 School Street, Dalton, GA 30720

Phone: 706-278-7363

Breakdown by Incident Type

Report Period: 11/1/2025 - 11/30/2025 11:59:59 PM

Incident Type	Incidents	Exposures
311 Medical assist, assist EMS crew	162	0
611 Dispatched & canceled en route	26	0
322 Motor vehicle accident with injuries	14	0
622 No incident found on arrival at dispatch address	13	0
324 Motor vehicle accident with no injuries.	12	0
745 Alarm system activation, no fire - unintentional	9	0
743 Smoke detector activation, no fire - unintentional	7	0
735 Alarm system sounded due to malfunction	6	0
444 Power line down	5	0
651 Smoke scare, odor of smoke	4	0
733 Smoke detector activation due to malfunction	4	0
553 Public service	3	0
561 Unauthorized burning	3	0
500 Service Call, other	3	0
445 Arcing, shorted electrical equipment	2	0
131 Passenger vehicle fire	2	0
440 Electrical wiring/equipment problem, other	2	0
731 Sprinkler activation due to malfunction	2	0
600 Good intent call, other	1	0
746 Carbon monoxide detector activation, no CO	1	0
138 Off-road vehicle or heavy equipment fire	1	0
151 Outside rubbish, trash or waste fire	1	0
112 Fires in structure other than in a building	1	0
113 Cooking fire, confined to container	1	0

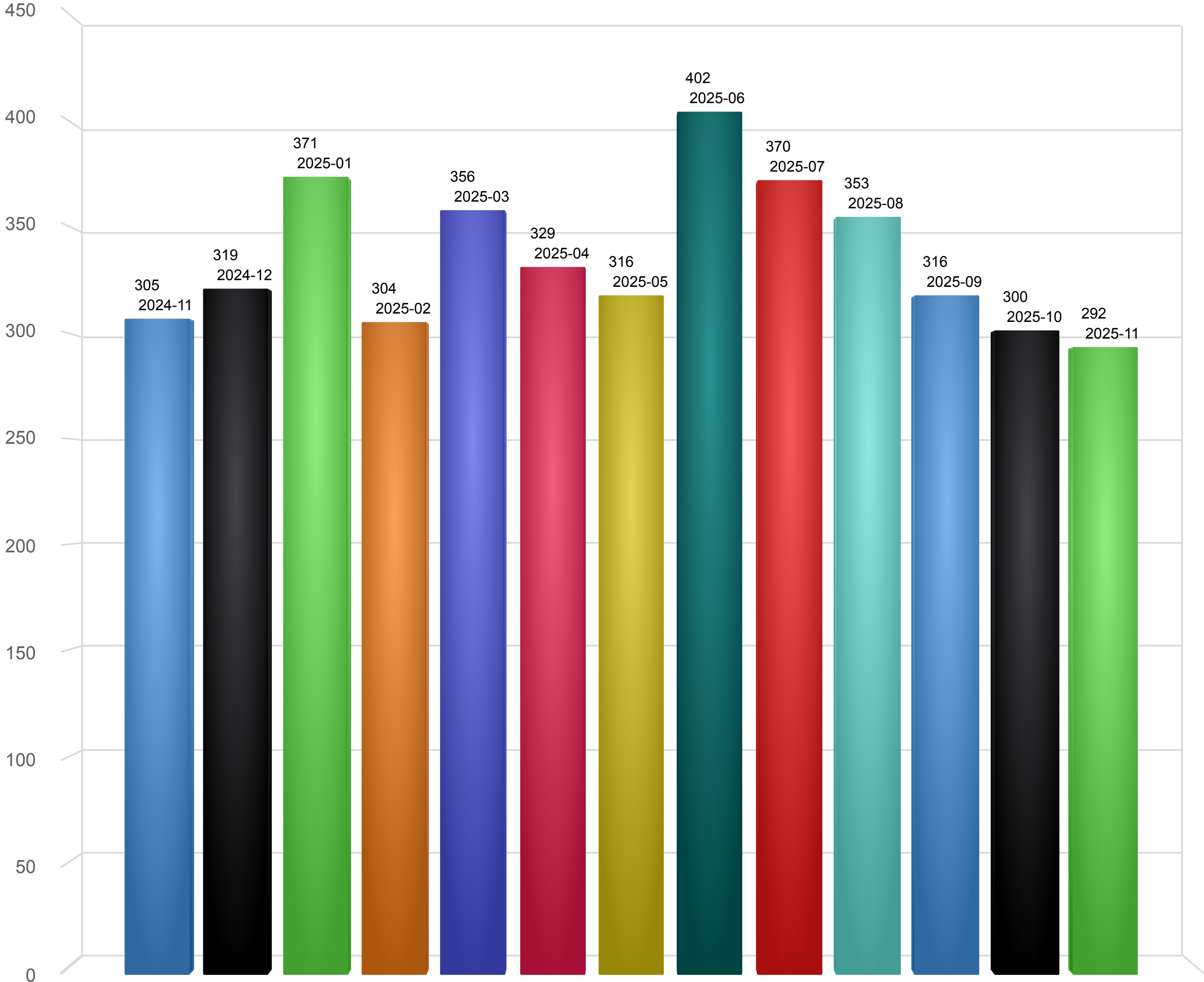
Incident Type	Incidents	Exposures
118 Trash or rubbish fire, contained	1	0
350 Extrication, rescue, other	1	0
400 Hazardous condition, other	1	0
522 Water or steam leak	1	0
671 HazMat release investigation w/no HazMat	1	0
700 False alarm or false call, other	1	0
714 Central station, malicious false alarm	1	0

	Incidents	Exposures
Total	292	0

Incidents by Months

11/01/2024-11/30/2025

- 2024-11
- 2024-12
- 2025-01
- 2025-02
- 2025-03
- 2025-04
- 2025-05
- 2025-06
- 2025-07
- 2025-08
- 2025-09
- 2025-10
- 2025-11



Incident Count

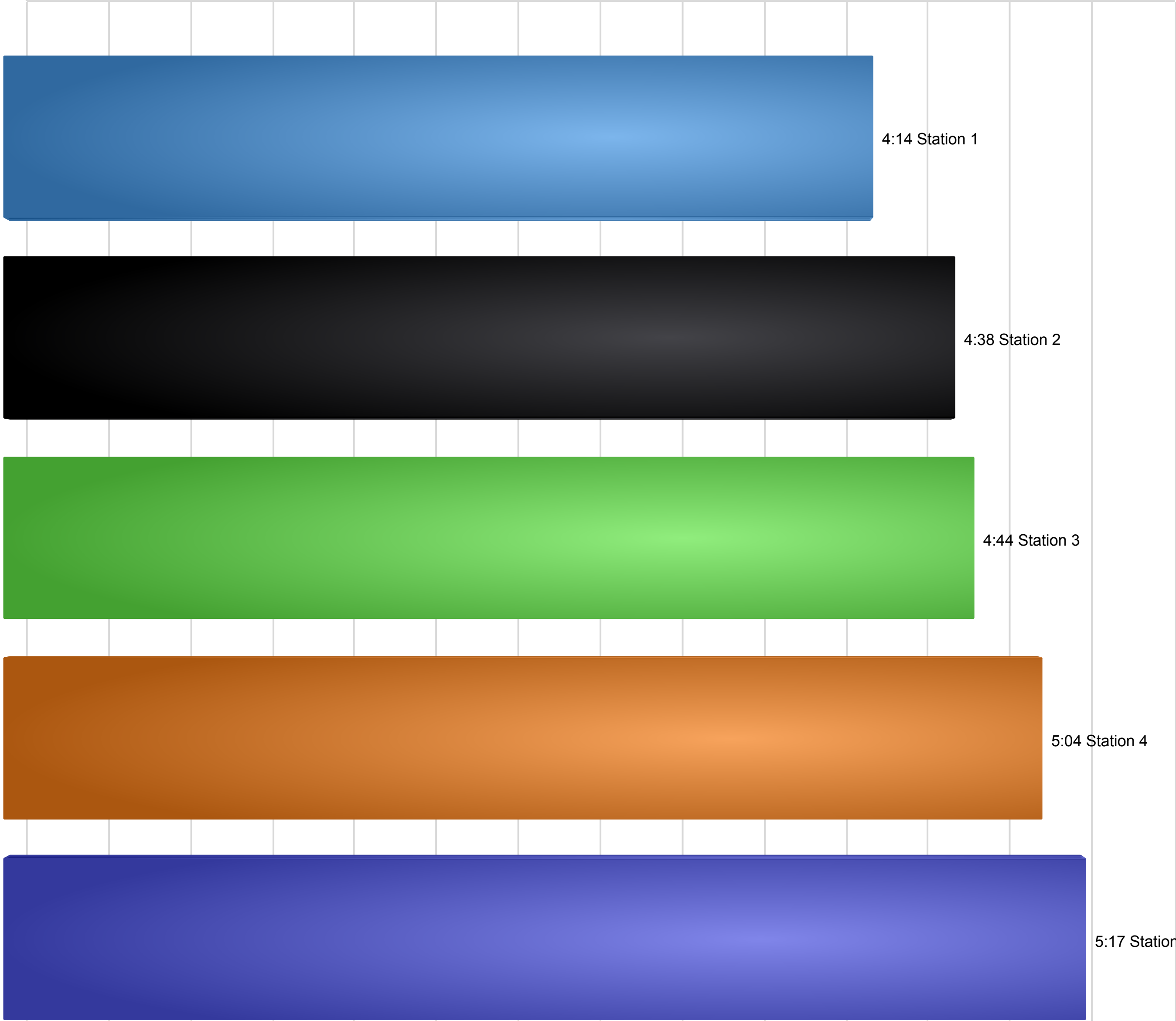
Total of Month: 4,333

- Station 1
- Station 2
- Station 3
- Station 4
- Station 5

Average Response Time by Station

11/01/2024-11/30/2025

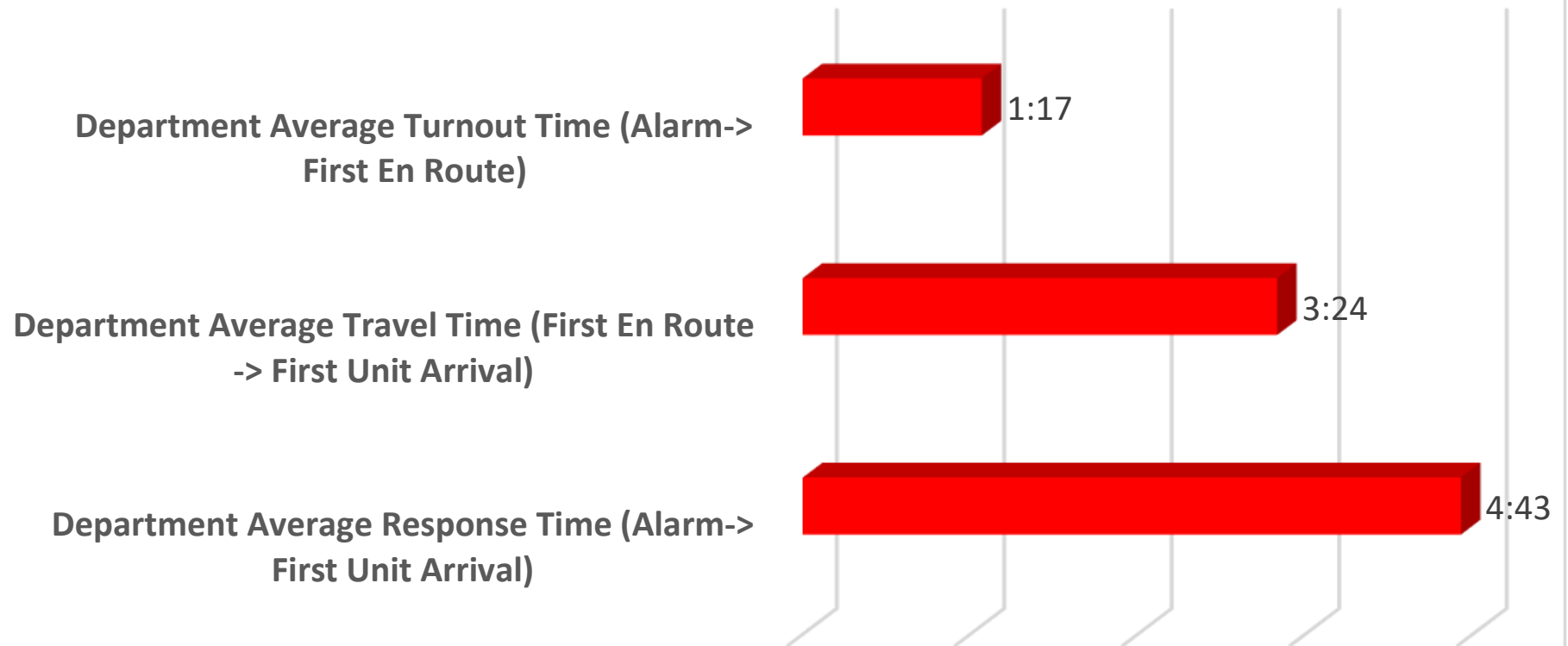
Average Response Time

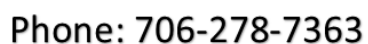


Total of Station: 4:38

0:00 0:25 0:50 1:15 1:40 2:05 2:30 2:55 3:20 3:45 4:10 4:35 5:00 5:25 5:50

Department Response Times





(Dates: 11/1/2025 - 11/30/2025 11:59:59 PM)

[illegible]

[illegible]

CODE	DESCRIPTOR	FREQ	FREQ %	EXPs	CIV DTHS	CIV DTHS %	CIV INJS	CIV INJS %	FF DTHS	FF DTHS %	FF INJS	FF INJS %	PROP LOSS	PROP LOSS %	CONT LOSS	CONT LOSS %	TOTAL LOSS	TOTAL LOSS %
651	Smoke scare, odor of smoke	4	1.43%	0	0	0.00%	0	0.00%	0	0.00%	0	0.00%	0	0.00%	0	0.00%	0	0.00%
671	HazMat release investigation w/no HazMat	1	0.36%	0	0	0.00%	0	0.00%	0	0.00%	0	0.00%	0	0.00%	0	0.00%	0	0.00%
700	False alarm or false call, other	1	0.36%	0	0	0.00%	0	0.00%	0	0.00%	0	0.00%	0	0.00%	0	0.00%	0	0.00%
714	Central station, malicious false alarm	1	0.36%	0	0	0.00%	0	0.00%	0	0.00%	0	0.00%	0	0.00%	0	0.00%	0	0.00%
731	Sprinkler activation due to malfunction	2	0.71%	0	0	0.00%	0	0.00%	0	0.00%	0	0.00%	0	0.00%	0	0.00%	0	0.00%
733	Smoke detector activation due to malfunction	4	1.43%	0	0	0.00%	0	0.00%	0	0.00%	0	0.00%	0	0.00%	0	0.00%	0	0.00%
735	Alarm system sounded due to malfunction	4	1.43%	0	0	0.00%	0	0.00%	0	0.00%	0	0.00%	0	0.00%	0	0.00%	0	0.00%
743	Smoke detector activation, no fire - unintentional	6	2.14%	0	0	0.00%	0	0.00%	0	0.00%	0	0.00%	0	0.00%	0	0.00%	0	0.00%
745	Alarm system activation, no fire - unintentional	9	3.21%	0	0	0.00%	0	0.00%	0	0.00%	0	0.00%	0	0.00%	0	0.00%	0	0.00%
746	Carbon monoxide detector activation, no CO	1	0.36%	0	0	0.00%	0	0.00%	0	0.00%	0	0.00%	0	0.00%	0	0.00%	0	0.00%
Totals		280	100%	0	0	100%	0	100%	0	100%	0	100%	3,000	100%	0	100%	3,000	100%
Mutual Aid Given Incidents		12																

Training Division Monthly Report

November 2025

Overview

Departmental training during the month of November included the following: Eleven personnel attended a Tactical Emergency Casualty Care (TECC) course hosted by the North Georgia Health District. A facility walk-through, policy review, and razor-wire training was conducted at the Youth Detention Center on Underwood Road. Driver/Operator training on water supply and master streams was held at Lakeshore Park. Additionally, Department Special Operations and Georgia Search and Rescue personnel attended quarterly training in Catoosa County, with trench rescue as the primary training topic.

Company-level training throughout the month focused on area familiarization, community risk reduction, incident scene operations, driver/operator skills, forcible entry, and technical rescue support. Additional topics were selected by company officers to address specific crew needs and to reinforce operational readiness across the department.

A total of 1,640 training hours were completed during the month.

The Georgia Department of Health Office of Emergency Medical Services conducted an EMS Initial Education Program re-designation visit and program review of the City of Dalton Fire EMS Training Program. The review went well, and our program successfully achieved re-designation.

Whitfield County Fire Department utilized our training center for live-fire training on November 4, 5, and 6. This opportunity provided a different venue and allowed for a variety of scenarios to be conducted.

Outside Schools Attended

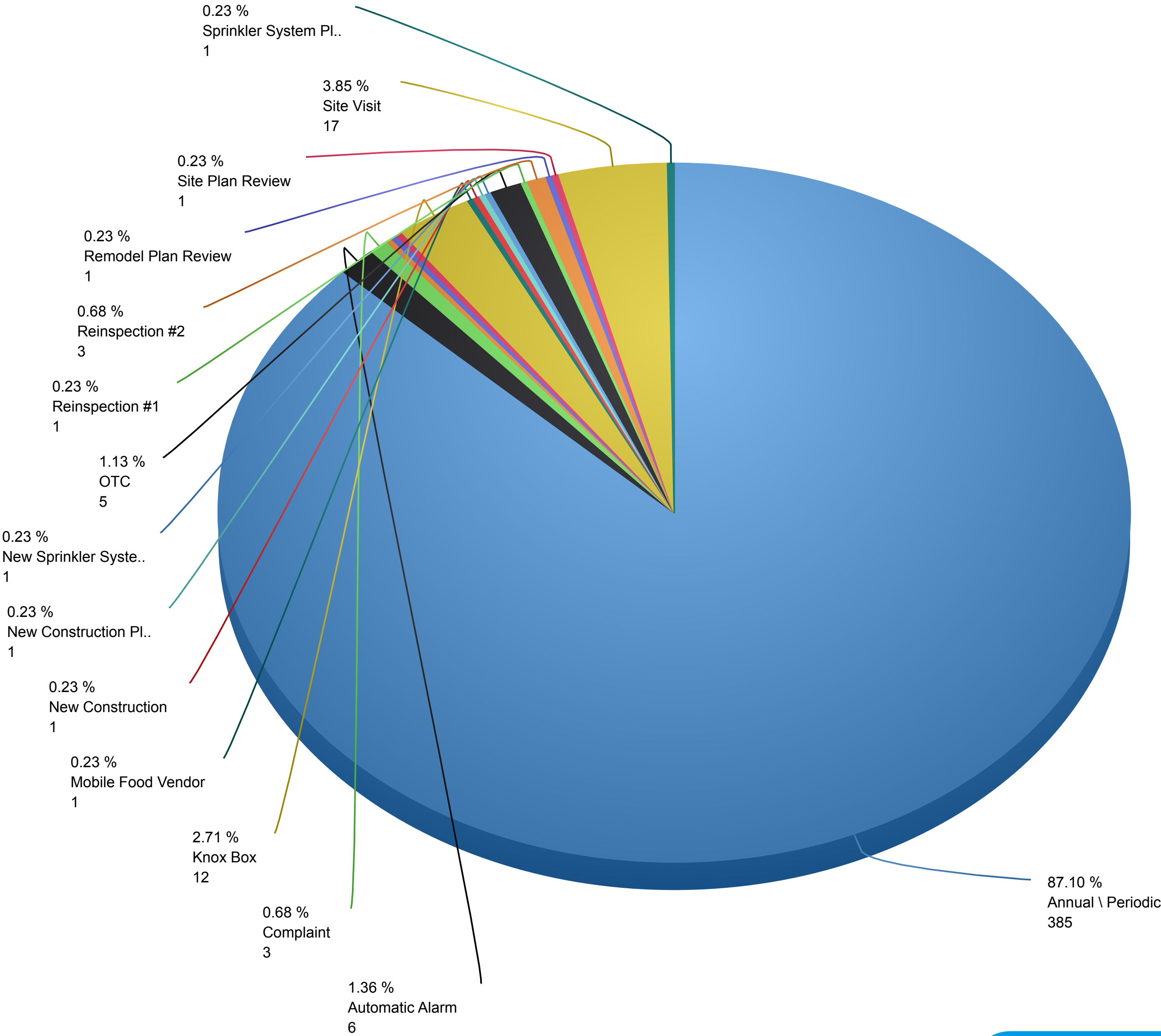
Tactical Emergency Casualty Care (Fort Oglethorpe Ga.)

Georgia Search and Rescue Quarterly Training (Catoosa County)

Inspection Visit History by Inspection Type

11/01/2025-11/30/2025

- Annual \ Periodic
- Automatic Alarm
- Complaint
- Fire Alarm Plan Review
- Kitchen Hood Installation
- Kitchen Hood Suppression System Plan Review
- Knox Box
- Mobile Food Vendor
- New Construction
- New Construction Plan Review
- New Sprinkler System
- OTC
- Reinspection #1
- Reinspection #2
- Remodel Plan Review
- Site Plan Review
- Site Visit
- Sprinkler System Plan Review



Total of Inspection Type: 442

YEAR-TO-DATE BUDGET REPORT

11/30/2025

FOR 2025 11

ACCOUNTS FOR: 0010 GENERAL FUND - OPERATING	ORIGINAL APPROP	TRANFRS/ ADJSTMTS	REVISED BUDGET	YTD EXPENDED	ENC/REQ	AVAILABLE BUDGET	PCT USED
350000 511100 WAGES REG	6,800,000	0	6,800,000	6,080,751.77	.00	719,248.23	89.4%
350000 511300 WAGES - OT	524,000	0	524,000	440,988.94	.00	83,011.06	84.2%
350000 512100 GROUP INS	1,130,000	0	1,130,000	1,026,056.14	.00	103,943.86	90.8%
350000 512110 PTST INS	14,500	0	14,500	12,597.50	.00	1,902.50	86.9%
350000 512200 FICA & MED	566,000	0	566,000	488,191.40	.00	77,808.60	86.3%
350000 512401 RETDCP	520,000	0	520,000	470,156.60	.00	49,843.40	90.4%
350000 512402 RET DBP	858,000	0	858,000	735,517.81	.00	122,482.19	85.7%
350000 512403 RET STATE	29,000	0	29,000	25,750.00	.00	3,250.00	88.8%
350000 512700 WORKERS CO	114,800	0	114,800	105,300.00	.00	9,500.00	91.7%
350000 512850 OPEB	199,000	0	199,000	94,783.74	.00	104,216.26	47.6%
350000 512900 OTHER EMPL	44,200	0	44,200	35,442.09	.00	8,757.91	80.2%
350000 512915 CLEANING A	50,500	0	50,500	11,761.12	4,940.11	33,798.77	33.1%
350000 512950 FD CANCER	19,000	-2,455	16,545	16,280.00	.00	265.00	98.4%
350000 513100 HISTORICAL	-214,000	0	-214,000	.00	.00	-214,000.00	.0%
350000 521200 P	0	2,455	2,455	2,453.00	.00	2.00	99.9%
350000 522140 LAWN CARE	5,500	0	5,500	4,368.00	.00	1,132.00	79.4%
350000 522210 BUILD R&M	68,000	0	68,000	50,557.93	2,270.20	15,171.87	77.7%
350000 522220 EQ REPAIRS	32,000	0	32,000	18,893.64	1,195.62	11,910.74	62.8%
350000 522220 APPA MTN APP	125,000	0	125,000	116,906.94	8,093.06	.00	100.0%
350000 522320 RENT EQUIP	4,000	0	4,000	3,082.02	.00	917.98	77.1%
350000 523100 INSURANCE	108,500	-32,000	76,500	67,995.73	.00	8,504.27	88.9%
350000 523200 COMMUNICAT	37,000	0	37,000	26,798.21	687.61	9,514.18	74.3%
350000 523500 TRAVEL	20,000	0	20,000	7,803.26	.00	12,196.74	39.0%
350000 523600 DUES	6,000	0	6,000	4,067.48	.00	1,932.52	67.8%
350000 523630 RADIO SUBC	12,000	0	12,000	10,592.70	.00	1,407.30	88.3%
350000 523640 VEHICLE IM	1,000	0	1,000	700.00	.00	300.00	70.0%
350000 523700 TRAINING	28,000	0	28,000	23,208.73	.00	4,791.27	82.9%
350000 523920 SOFT LIC	22,000	0	22,000	20,070.01	.00	1,929.99	91.2%
350000 531100 SUP GENERA	25,000	0	25,000	12,462.47	751.55	11,785.98	52.9%
350000 531110 SUP OFFICE	4,000	0	4,000	1,880.78	.00	2,119.22	47.0%
350000 531120 UNIFORMS	150,000	0	150,000	140,693.60	2,559.56	6,746.84	95.5%
350000 531150 SUP GROUND	3,000	0	3,000	56.10	.00	2,943.90	1.9%
350000 531200 UTILITIES	145,000	0	145,000	129,199.13	.00	15,800.87	89.1%
350000 531240 BOTTLE GAS	0	4,000	4,000	3,136.80	.00	863.20	78.4%
350000 531250 OIL	6,000	0	6,000	5,382.29	.00	617.71	89.7%
350000 531270 GASOLINE	17,000	-1,500	15,500	12,008.35	95.00	3,396.65	78.1%
350000 531275 DIESEL	63,000	-2,500	60,500	37,788.23	211.58	22,500.19	62.8%
350000 531300 MEALS FOOD	2,000	0	2,000	1,275.42	33.54	691.04	65.4%
350000 531600 SMALL EQUI	30,000	0	30,000	2,489.50	.00	27,510.50	8.3%
350000 531700 OTHER SUPP	15,000	0	15,000	2,729.62	250.00	12,020.38	19.9%
350000 531700 HAZM OTHER SUPP	12,000	0	12,000	7,820.69	-255.54	4,434.85	63.0%
350000 531700 SAFET OTHER SUPP	5,000	0	5,000	4,929.91	.00	70.09	98.6%
350000 542500 OTHER EQUI	4,000	0	4,000	3,991.67	.00	8.33	99.8%

ACCOUNTS FOR: 0010 GENERAL FUND - OPERATING	ORIGINAL APPROP	TRANFRS/ ADJSTMTS	REVISED BUDGET	YTD EXPENDED	ENC/REQ	AVAILABLE BUDGET	PCT USED
TOTAL GENERAL FUND - OPERATING	11,605,000	-32,000	11,573,000	10,266,919.32	20,832.29	1,285,248.39	88.9%
TOTAL EXPENSES	11,605,000	-32,000	11,573,000	10,266,919.32	20,832.29	1,285,248.39	