



Dalton Fire Department

404 School Street, Dalton, GA 30720

Phone: 706-278-7363

Breakdown by Incident Type

Report Period: 06/01/24 - 06/30/24 23:59:59

Incident Type	Incidents	Exposures
311 Medical assist, assist EMS crew	182	0
611 Dispatched & canceled en route	35	0
745 Alarm system activation, no fire - unintentional	18	0
622 No incident found on arrival at dispatch address	17	0
322 Motor vehicle accident with injuries	13	0
743 Smoke detector activation, no fire - unintentional	11	0
735 Alarm system sounded due to malfunction	8	0
444 Power line down	6	0
324 Motor vehicle accident with no injuries.	4	0
142 Brush or brush-and-grass mixture fire	4	0
412 Gas leak (natural gas or LPG)	2	0
424 Carbon monoxide incident	2	0
445 Arcing, shorted electrical equipment	2	0
522 Water or steam leak	2	0
553 Public service	2	0
733 Smoke detector activation due to malfunction	2	0
734 Heat detector activation due to malfunction	1	0
554 Assist invalid	1	0
740 Unintentional transmission of alarm, other	1	0
551 Assist police or other governmental agency	1	0
500 Service Call, other	1	0
631 Authorized controlled burning	1	0
650 Steam, other gas mistaken for smoke, other	1	0
710 Malicious, mischievous false call, other	1	0

Incident Type	Incidents	Exposures
721 Bomb scare - no bomb	1	0
323 Motor vehicle/pedestrian accident (MV Ped)	1	0
350 Extrication, rescue, other	1	0
352 Extrication of victim(s) from vehicle	1	0
353 Removal of victim(s) from stalled elevator	1	0
411 Gasoline or other flammable liquid spill	1	0
143 Grass fire	1	0
160 Special outside fire, other	1	0
162 Outside equipment fire	1	0
163 Outside gas or vapor combustion explosion	1	0
321 EMS call, excluding vehicle accident with injury	1	0
118 Trash or rubbish fire, contained	1	0
130 Mobile property (vehicle) fire, other	1	0
131 Passenger vehicle fire	1	0

	Incidents	Exposures
Total	332	0



Dalton Fire Department

404 School Street, Dalton, GA 30720

Phone: 706-278-7363

Staff Hours by Incident Type

Report Period: 06/01/24 - 06/30/24 23:59:59

Incident Type	Hours
311 Medical assist, assist EMS crew	205.62
163 Outside gas or vapor combustion explosion	55.28
322 Motor vehicle accident with injuries	44.55
745 Alarm system activation, no fire - unintentional	42.78
735 Alarm system sounded due to malfunction	30.56
743 Smoke detector activation, no fire - unintentional	29.60
445 Arcing, shorted electrical equipment	23.21
142 Brush or brush-and-grass mixture fire	17.53
622 No incident found on arrival at dispatch address	15.85
350 Extrication, rescue, other	15.40
522 Water or steam leak	13.75
424 Carbon monoxide incident	12.67
611 Dispatched & canceled en route	12.31
131 Passenger vehicle fire	11.42
444 Power line down	8.42
324 Motor vehicle accident with no injuries.	7.52
162 Outside equipment fire	6.65
721 Bomb scare - no bomb	5.45
130 Mobile property (vehicle) fire, other	5.03
710 Malicious, mischievous false call, other	5.00
734 Heat detector activation due to malfunction	3.37
412 Gas leak (natural gas or LPG)	2.90
411 Gasoline or other flammable liquid spill	2.32
733 Smoke detector activation due to malfunction	2.07

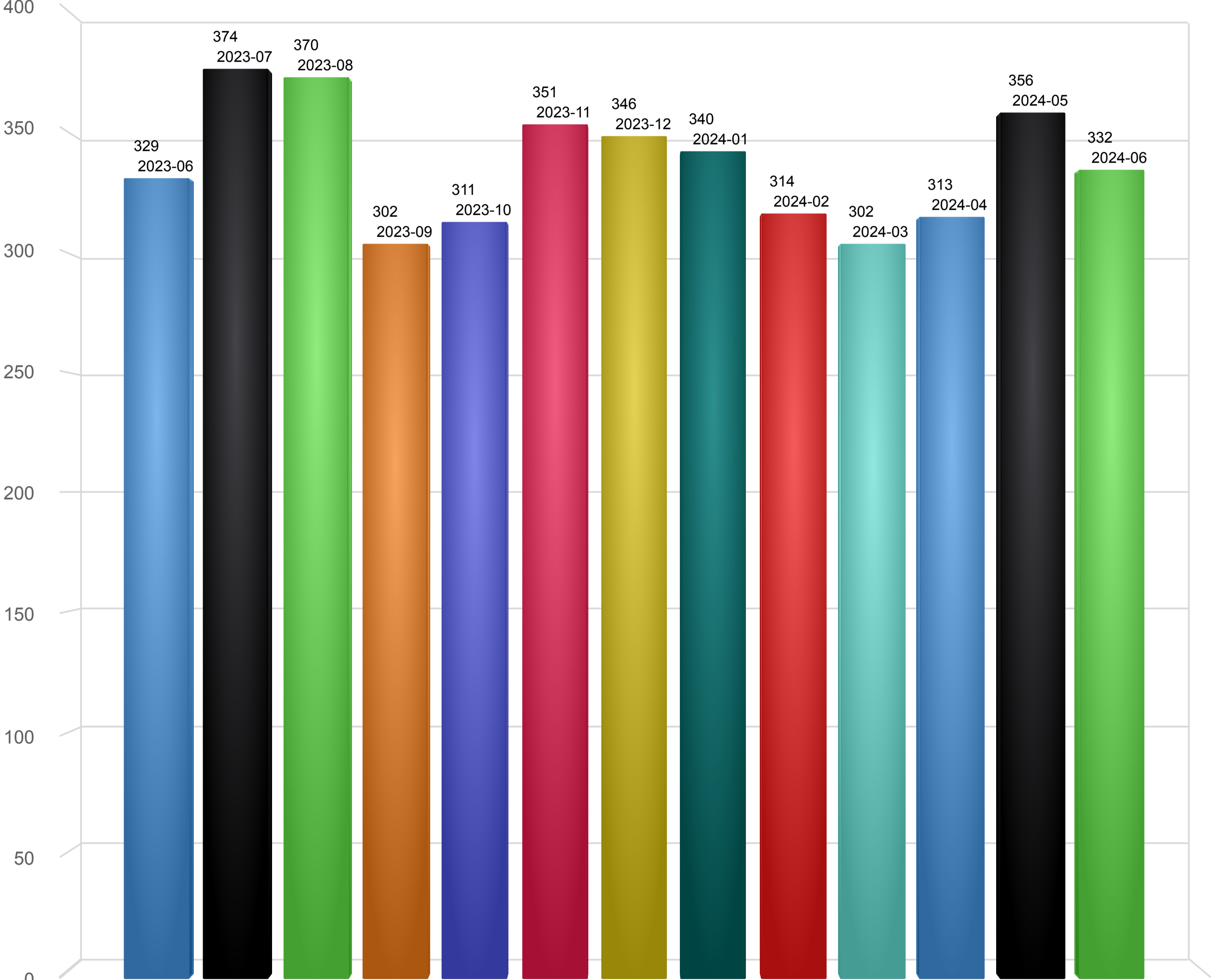
Incident Type	Hours
554 Assist invalid	2.00
740 Unintentional transmission of alarm, other	1.90
553 Public service	1.70
352 Extrication of victim(s) from vehicle	1.63
551 Assist police or other governmental agency	1.55
118 Trash or rubbish fire, contained	1.38
353 Removal of victim(s) from stalled elevator	1.30
143 Grass fire	1.25
321 EMS call, excluding vehicle accident with injury	1.20
160 Special outside fire, other	1.00
631 Authorized controlled burning	0.70
500 Service Call, other	0.55
323 Motor vehicle/pedestrian accident (MV Ped)	0.45
650 Steam, other gas mistaken for smoke, other	0.35

Total	596.22
--------------	---------------

Incidents by Months

06/01/2023-06/30/2024

- 2023-06
- 2023-07
- 2023-08
- 2023-09
- 2023-10
- 2023-11
- 2023-12
- 2024-01
- 2024-02
- 2024-03
- 2024-04
- 2024-05
- 2024-06



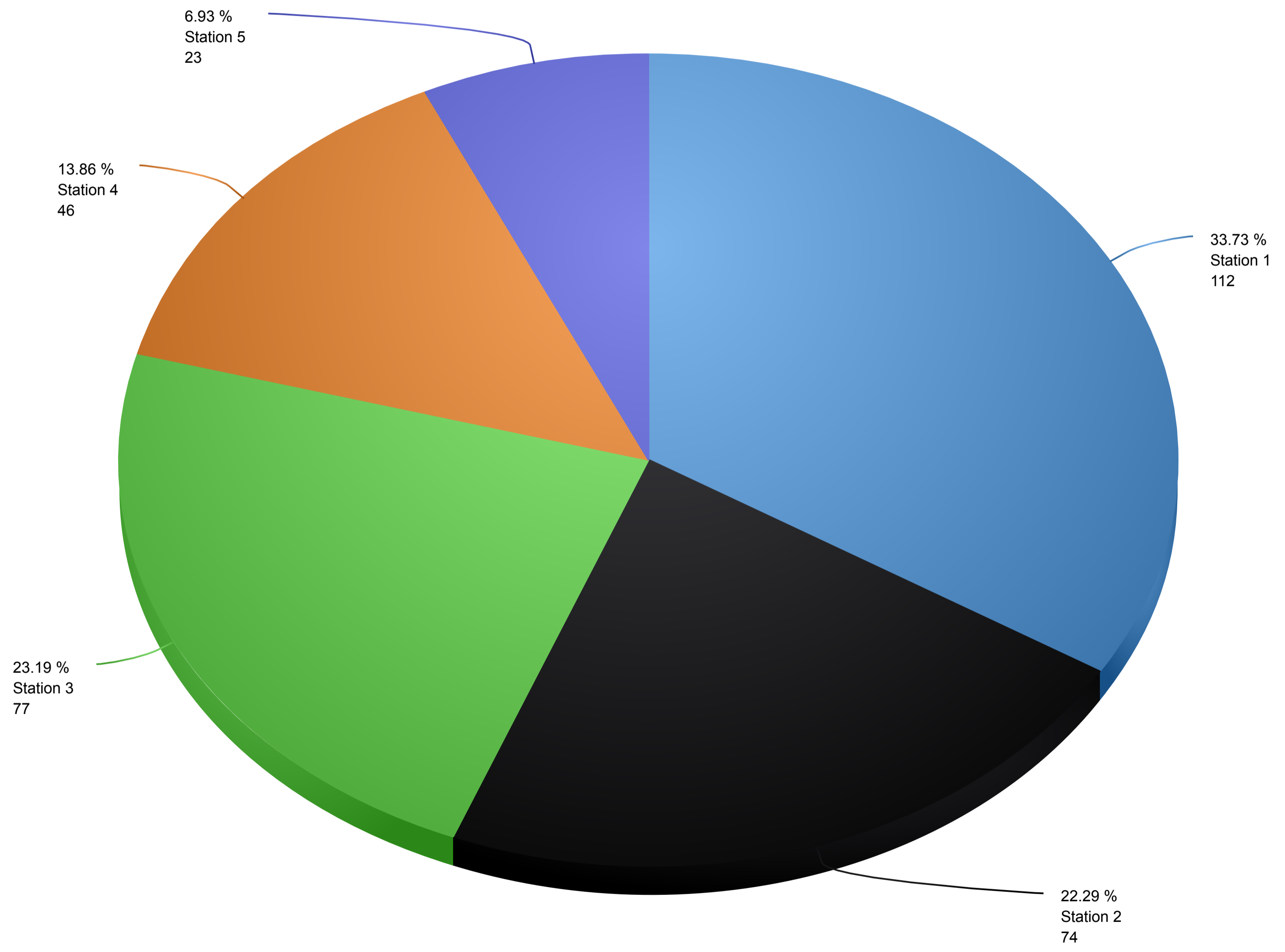
Incident Count

Total of Month: 4,340

Incidents by Stations

06/01/2024-06/30/2024

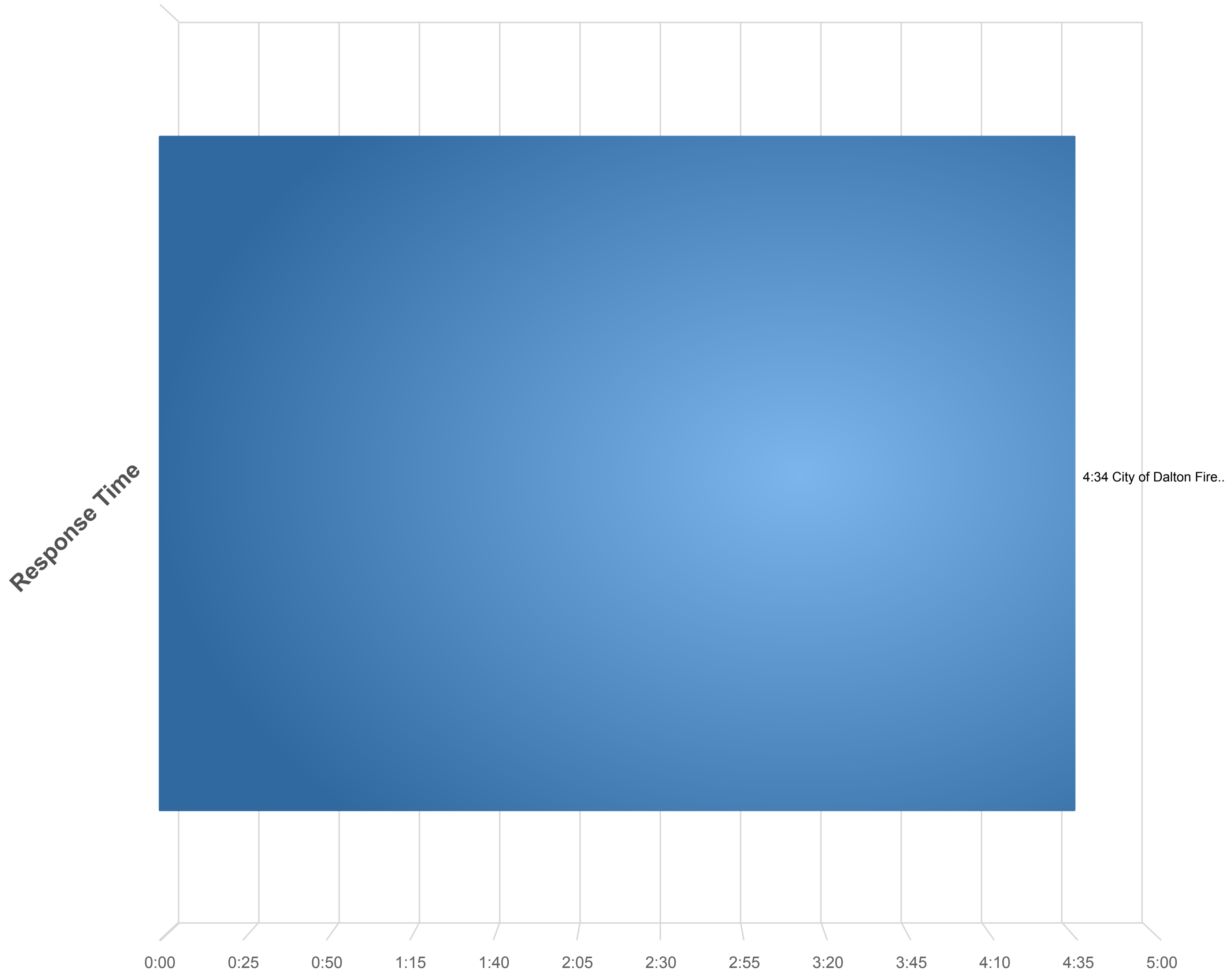
- Station 1
- Station 2
- Station 3
- Station 4
- Station 5



Total of Station: 332

Department Average Response Time (Alarm-> First Unit Arrival)

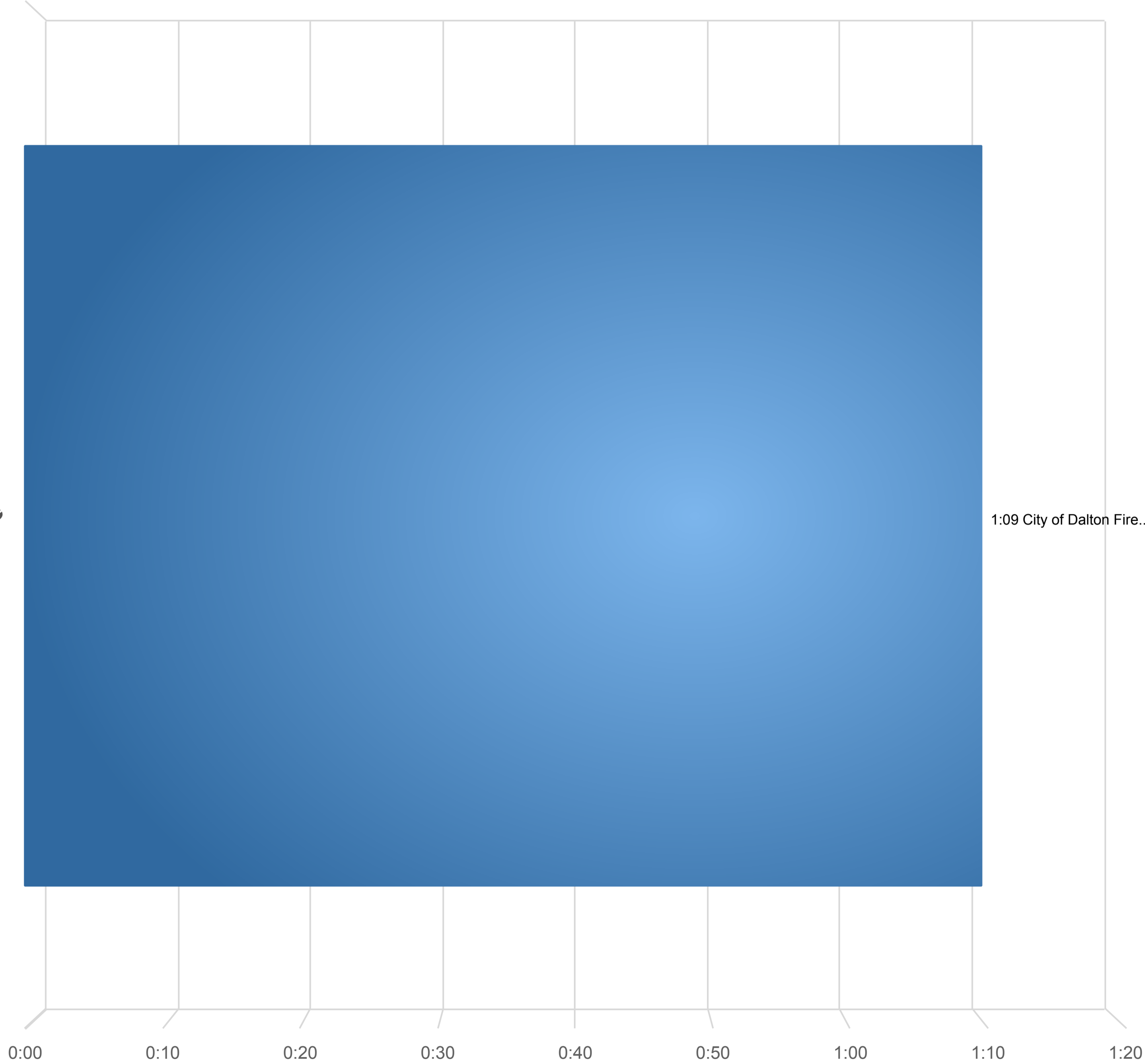
06/01/2024-06/30/2024



Department Average Turnout Time (Alarm-> First En Route)

06/01/2024-06/30/2024

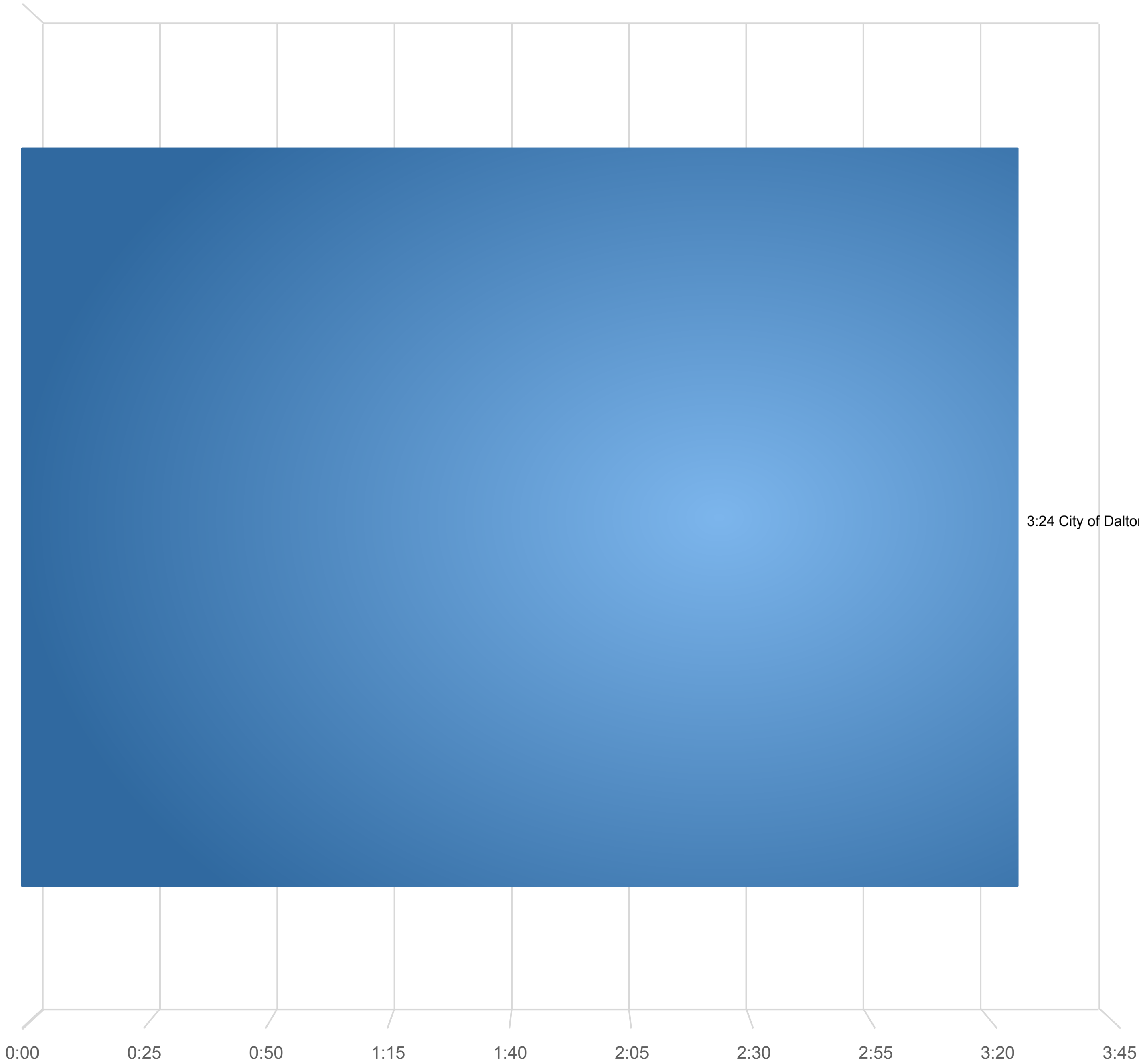
Turnout Time



Department Average Travel Time (First En Route -> First Unit Arrival)

06/01/2024-06/30/2024

Travel Time

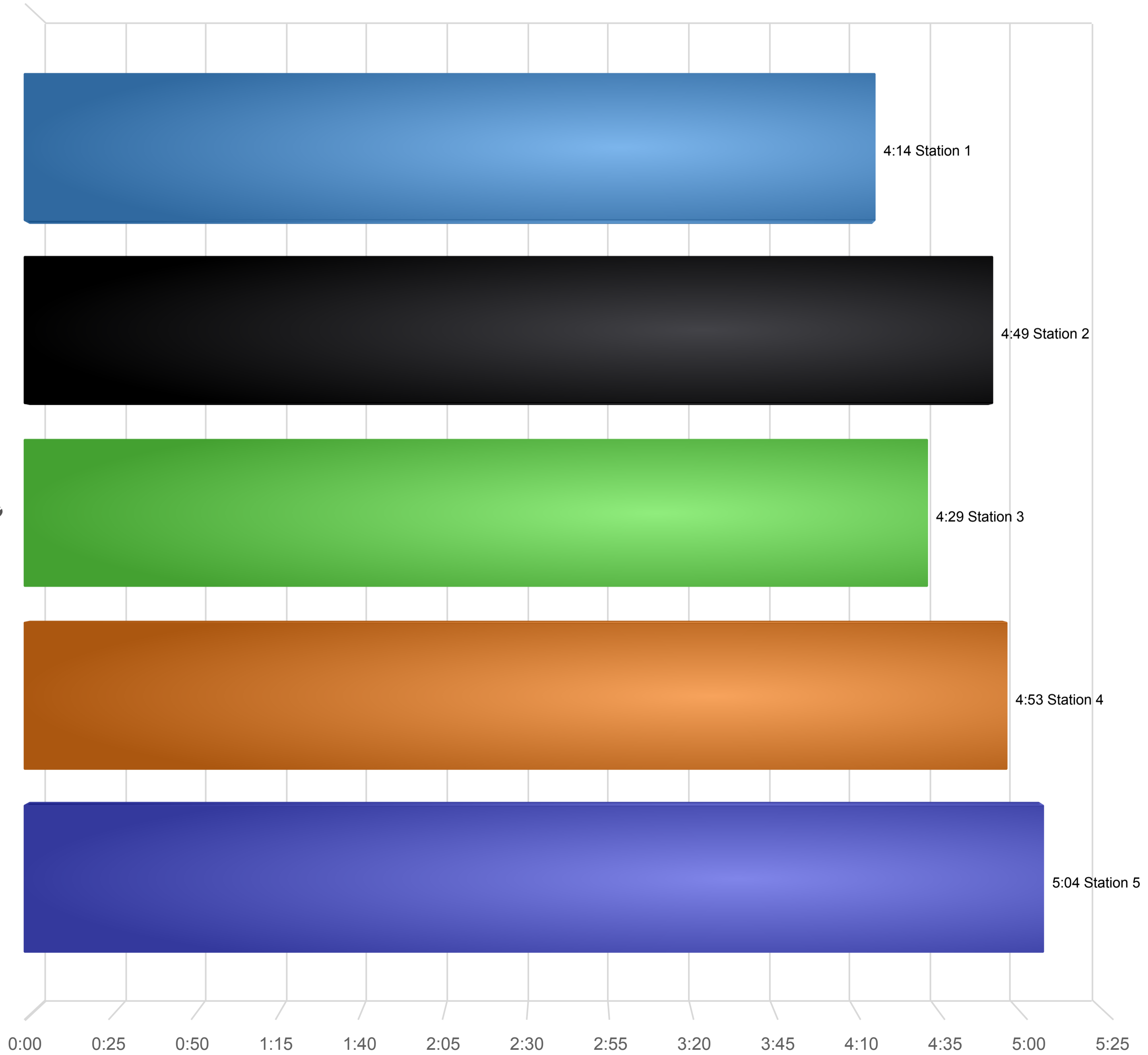


Average Response Time by Station

06/01/2024-06/30/2024

- Station 1
- Station 2
- Station 3
- Station 4
- Station 5

Response Time



Total of Station: 4:34



Dalton Fire Department

404 School Street, Dalton, GA 30720

Phone: 706-278-7363

Injuries and Property Loss

(Dates: 06/01/24 - 06/30/24 23:59:59)

CODE	DESCRIPTOR	FREQ	FREQ %	EXPs	CIV DTHS	CIV DTHS	CIV INJS	CIV INJS	FF DTHS	FF DTHS	FF INJS	FF INJS	PROP LOSS	PROP LOSS	CONT LOSS	CONT LOSS	TOTAL LOSS	TOTAL LOSS %
118	Trash or rubbish fire, contained	1	0.32%	0	0	0.00%	0	0.00%	0	0.00%	0	0.00%	0	0.00%	0	0.00%	0	0.00%
130	Mobile property (vehicle) fire, other	1	0.32%	0	0	0.00%	0	0.00%	0	0.00%	0	0.00%	4,000	29.71%	0	0.00%	4,000	28.64%
131	Passenger vehicle fire	1	0.32%	0	0	0.00%	0	0.00%	0	0.00%	0	0.00%	9,265	68.81%	500	100.00%	9,765	69.92%
142	Brush or brush-and-grass mixture fire	4	1.27%	0	0	0.00%	0	0.00%	0	0.00%	0	0.00%	200	1.49%	0	0.00%	200	1.43%
143	Grass fire	1	0.32%	0	0	0.00%	0	0.00%	0	0.00%	0	0.00%	0	0.00%	0	0.00%	0	0.00%
160	Special outside fire, other	1	0.32%	0	0	0.00%	0	0.00%	0	0.00%	0	0.00%	0	0.00%	0	0.00%	0	0.00%
162	Outside equipment fire	1	0.32%	0	0	0.00%	0	0.00%	0	0.00%	0	0.00%	0	0.00%	0	0.00%	0	0.00%
163	Outside gas or vapor combustion explosion	0	0.00%	0	0	0.00%	0	0.00%	0	0.00%	0	0.00%	0	0.00%	0	0.00%	0	0.00%
311	Medical assist, assist EMS crew	181	57.46%	0	0	0.00%	0	0.00%	0	0.00%	0	0.00%	0	0.00%	0	0.00%	0	0.00%

CODE	DESCRIPTOR	FREQ	FREQ %	EXPs	CIV DTHS	CIV DTHS	CIV INJS	CIV INJS	FF DTHS	FF DTHS	FF INJS	FF INJS	PROP LOSS	PROP LOSS	CONT LOSS	CONT LOSS	TOTAL LOSS	TOTAL LOSS %
321	EMS call, excluding vehicle accident with injury	1	0.32%	0	0	0.00%	0	0.00%	0	0.00%	0	0.00%	0	0.00%	0	0.00%	0	0.00%
322	Motor vehicle accident with injuries	11	3.49%	0	0	0.00%	0	0.00%	0	0.00%	0	0.00%	0	0.00%	0	0.00%	0	0.00%
323	Motor vehicle/pedestrian accident (MV Ped)	1	0.32%	0	0	0.00%	0	0.00%	0	0.00%	0	0.00%	0	0.00%	0	0.00%	0	0.00%
324	Motor vehicle accident with no injuries.	4	1.27%	0	0	0.00%	0	0.00%	0	0.00%	0	0.00%	0	0.00%	0	0.00%	0	0.00%
350	Extrication, rescue, other	0	0.00%	0	0	0.00%	0	0.00%	0	0.00%	0	0.00%	0	0.00%	0	0.00%	0	0.00%
352	Extrication of victim(s) from vehicle	1	0.32%	0	0	0.00%	0	0.00%	0	0.00%	0	0.00%	0	0.00%	0	0.00%	0	0.00%
353	Removal of victim(s) from stalled elevator	1	0.32%	0	0	0.00%	0	0.00%	0	0.00%	0	0.00%	0	0.00%	0	0.00%	0	0.00%
411	Gasoline or other flammable liquid spill	1	0.32%	0	0	0.00%	0	0.00%	0	0.00%	0	0.00%	0	0.00%	0	0.00%	0	0.00%
412	Gas leak (natural gas or LPG)	2	0.63%	0	0	0.00%	0	0.00%	0	0.00%	0	0.00%	0	0.00%	0	0.00%	0	0.00%
424	Carbon monoxide incident	2	0.63%	0	0	0.00%	0	0.00%	0	0.00%	0	0.00%	0	0.00%	0	0.00%	0	0.00%
444	Power line down	6	1.90%	0	0	0.00%	0	0.00%	0	0.00%	0	0.00%	0	0.00%	0	0.00%	0	0.00%
445	Arcing, shorted electrical equipment	2	0.63%	0	0	0.00%	0	0.00%	0	0.00%	0	0.00%	0	0.00%	0	0.00%	0	0.00%

CODE	DESCRIPTOR	FREQ	FREQ %	EXPs	CIV DTHS	CIV DTHS	CIV INJS	CIV INJS	FF DTHS	FF DTHS	FF INJS	FF INJS	PROP LOSS	PROP LOSS	CONT LOSS	CONT LOSS	TOTAL LOSS	TOTAL LOSS %
500	Service Call, other	1	0.32%	0	0	0.00%	0	0.00%	0	0.00%	0	0.00%	0	0.00%	0	0.00%	0	0.00%
522	Water or steam leak	2	0.63%	0	0	0.00%	0	0.00%	0	0.00%	0	0.00%	0	0.00%	0	0.00%	0	0.00%
551	Assist police or other governmental agency	1	0.32%	0	0	0.00%	0	0.00%	0	0.00%	0	0.00%	0	0.00%	0	0.00%	0	0.00%
553	Public service	2	0.63%	0	0	0.00%	0	0.00%	0	0.00%	0	0.00%	0	0.00%	0	0.00%	0	0.00%
554	Assist invalid	1	0.32%	0	0	0.00%	0	0.00%	0	0.00%	0	0.00%	0	0.00%	0	0.00%	0	0.00%
611	Dispatched & canceled en route	28	8.89%	0	0	0.00%	0	0.00%	0	0.00%	0	0.00%	0	0.00%	0	0.00%	0	0.00%
622	No incident found on arrival at dispatch address	13	4.13%	0	0	0.00%	0	0.00%	0	0.00%	0	0.00%	0	0.00%	0	0.00%	0	0.00%
631	Authorized controlled burning	1	0.32%	0	0	0.00%	0	0.00%	0	0.00%	0	0.00%	0	0.00%	0	0.00%	0	0.00%
650	Steam, other gas mistaken for smoke, other	1	0.32%	0	0	0.00%	0	0.00%	0	0.00%	0	0.00%	0	0.00%	0	0.00%	0	0.00%
710	Malicious, mischievous false call, other	1	0.32%	0	0	0.00%	0	0.00%	0	0.00%	0	0.00%	0	0.00%	0	0.00%	0	0.00%
721	Bomb scare - no bomb	1	0.32%	0	0	0.00%	0	0.00%	0	0.00%	0	0.00%	0	0.00%	0	0.00%	0	0.00%
733	Smoke detector activation due to malfunction	2	0.63%	0	0	0.00%	0	0.00%	0	0.00%	0	0.00%	0	0.00%	0	0.00%	0	0.00%

CODE	DESCRIPTOR	FREQ	FREQ %	EXPs	CIV DTHS	CIV DTHS	CIV INJS	CIV INJS	FF DTHS	FF DTHS	FF INJS	FF INJS	PROP LOSS	PROP LOSS	CONT LOSS	CONT LOSS	TOTAL LOSS	TOTAL LOSS %
734	Heat detector activation due to malfunction	1	0.32%	0	0	0.00%	0	0.00%	0	0.00%	0	0.00%	0	0.00%	0	0.00%	0	0.00%
735	Alarm system sounded due to malfunction	7	2.22%	0	0	0.00%	0	0.00%	0	0.00%	0	0.00%	0	0.00%	0	0.00%	0	0.00%
740	Unintentional transmission of alarm, other	1	0.32%	0	0	0.00%	0	0.00%	0	0.00%	0	0.00%	0	0.00%	0	0.00%	0	0.00%
743	Smoke detector activation, no fire - unintentional	11	3.49%	0	0	0.00%	0	0.00%	0	0.00%	0	0.00%	0	0.00%	0	0.00%	0	0.00%
745	Alarm system activation, no fire - unintentional	18	5.71%	0	0	0.00%	0	0.00%	0	0.00%	0	0.00%	0	0.00%	0	0.00%	0	0.00%
Totals		315	100%	0	0	100%	0	100%	0	100%	0	100%	13,465	100%	500	100%	13,965	100%
Mutual Aid Given Incidents		17																

Training Division Monthly Report

June 2024

Overview

Monthly training included territory familiarization, core competency check-offs, special operations training, and company level drills chosen by company officers. Training hours during the month of June totaled 2,110.

Outside Schools

3 of the department's hazardous materials technicians attended the 2024 IAFC Hazardous Materials Conference in Baltimore, MD

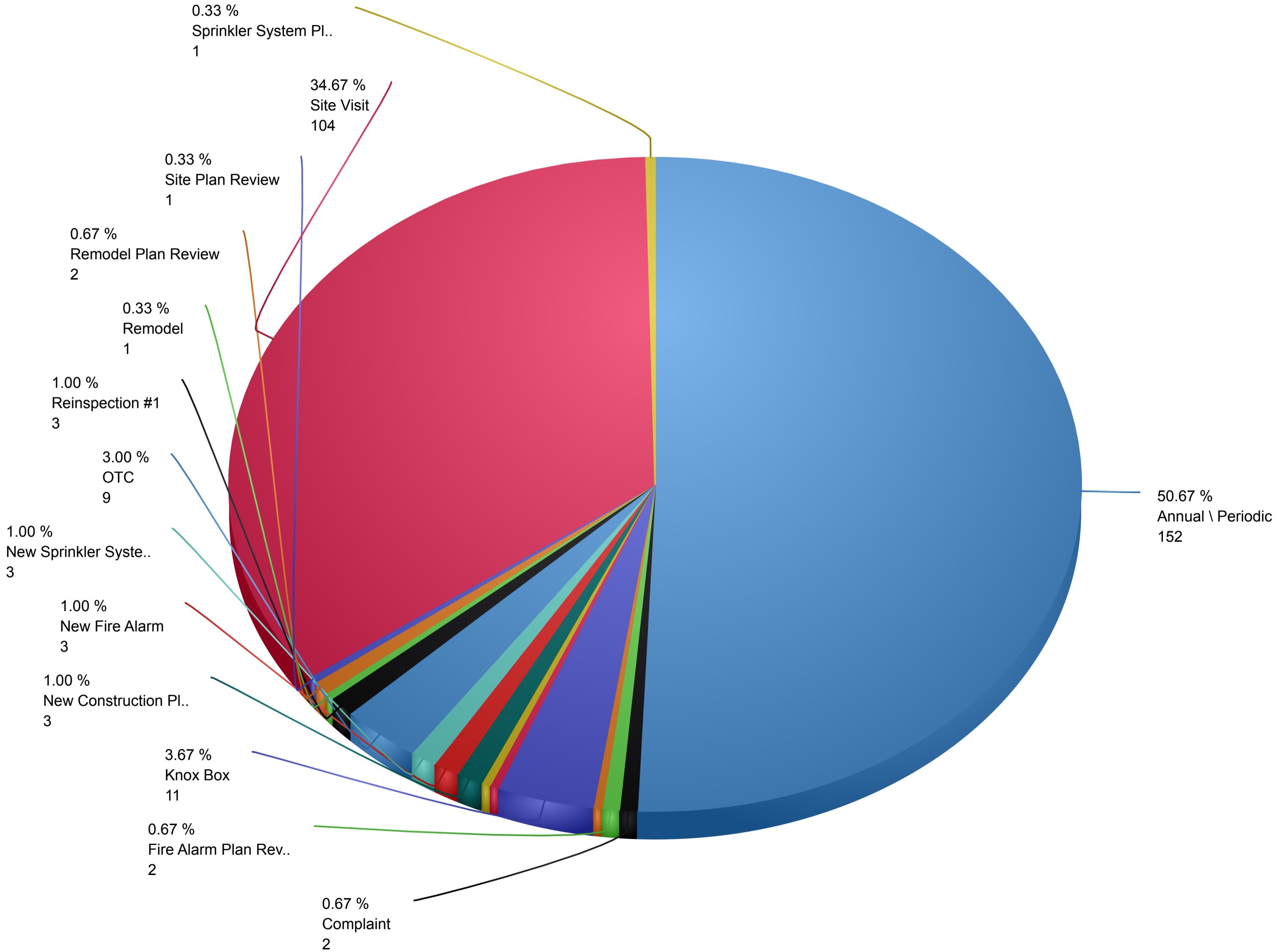
10 firefighters completed Georgia Firefighter Standards & Training Council's NPQ Evaluator course hosted at the Calhoun Train Depot

4 personnel from the Prevention and Training Divisions attended Introduction to Fire Inspector: Basic Principles and Practices hosted at the Calhoun Train Depot

Inspection Visit History by Inspection Type

06/01/2024-06/30/2024

- Annual \ Periodic
- Complaint
- Fire Alarm Plan Review
- Fireworks Display
- Knox Box
- Mobile Food Vendor
- New Construction
- New Construction Plan Review
- New Fire Alarm
- New Sprinkler System
- OTC
- Reinspection #1
- Remodel
- Remodel Plan Review
- Site Plan Review
- Site Visit
- Sprinkler System Plan Review



Total of Inspection Type: 300