



Dalton Fire Department

404 School Street, Dalton, GA 30720

Phone: 706-278-7363

Detailed Selected Statistics and Management Activity

By Incident Type

Report Period: 12/01/23 - 12/31/23 23:59:59

CODE	DESCRIPTOR	FREQUENCY	FREQ. PERCENT	EXPs	AVG # SUPPR. PERS	AVG # EMS PERS	AVG # OTHER PERS	AVG # SUPPR. APPR.	AVG # EMS APPR.	AVG # OTHER APPR.	AVERAGE # MAN HOURS	TOTAL MAN HOURS	AVERAGE RESPONSE TIME (min)
111	Building fire	6	1.84%	0	16	0	1.17	5	0.00	1	18.74	74.633330	3.43
113	Cooking fire, confined to container	2	0.61%	0	13.5	0	1.5	4.5	0.00	1	5.63	7.916666	5.47
118	Trash or rubbish fire, contained	1	0.31%	0	3	0	0	1	0.00	0	1.30	1.300000	16.02
143	Grass fire	1	0.31%	0	19	0	1	5	0.00	1	9.67	6.666664	4.55
150	Outside rubbish fire, other	1	0.31%	0	3	0	0	1	0.00	0	0.80	.800000	5.87
151	Outside rubbish, trash or waste fire	1	0.31%	0	3	0	0	1	0.00	0	0.40	.400000	5.67
154	Dumpster or other outside trash receptacle fire	1	0.31%	0	4	0	0	1	0.00	0	1.73	1.733333	1.05
311	Medical assist, assist EMS crew	195	59.82%	0	0	3.1	0.02	0	1.00	0.01	0.88	171.199992	4.55
322	Motor vehicle accident with injuries	14	4.29%	0	0.43	5.21	0	0.14	1.71	0	2.71	33.600000	3.57
323	Motor vehicle/pedestrian accident (MV Ped)	1	0.31%	0	0	3	1	0	1.00	1	1.60	1.583333	2.40
324	Motor vehicle accident with no injuries.	13	3.99%	0	0.23	5.85	0.15	0.08	1.92	0.15	3.51	35.233332	4.45
353	Removal of victim(s) from stalled elevator	1	0.31%	0	7	0	1	2	0.00	1	4.00	3.883333	5.13
412	Gas leak (natural gas or LPG)	4	1.23%	0	10.25	0	0.75	3.25	0.00	0.75	3.12	10.033331	4.06

CODE	DESCRIPTOR	FREQUENCY	FREQ. PERCENT	EXPs	AVG # SUPPR. PERS	AVG # EMS PERS	AVG # OTHER PERS	AVG # SUPPR. APPR.	AVG # EMS APPR.	AVG # OTHER APPR.	AVERAGE # MAN HOURS	TOTAL MAN HOURS	AVERAGE RESPONSE TIME (min)
423	Refrigeration leak	1	0.31%	0	5	0	1	2	0.00	1	3.80	3.600000	5.18
424	Carbon monoxide incident	2	0.61%	0	6	0	0	2	0.00	0	3.25	6.500000	7.12
500	Service Call, other	2	0.61%	0	3.5	0	0	1.5	0.00	0	0.70	1.733333	6.62
520	Water problem, other	1	0.31%	0	3	0	0	1	0.00	0	1.85	1.850000	8.10
551	Assist police or other governmental agency	1	0.31%	0	3	0	0	1	0.00	0	1.20	1.200000	6.72
611	Dispatched & canceled en route	29	8.90%	0	3.31	2.38	0.34	1.07	0.76	0.31	0.31	7.316662	0.00
622	No incident found on arrival at dispatch address	7	2.15%	0	0.86	3.29	0.29	0.29	1.00	0.14	0.70	4.333333	4.82
631	Authorized controlled burning	1	0.31%	0	3	0	0	1	0.00	0	0.80	.800000	2.93
651	Smoke scare, odor of smoke	1	0.31%	0	3	0	0	1	0.00	0	1.35	1.350000	3.13
671	HazMat release investigation w/no HazMat	1	0.31%	0	9	0	1	3	0.00	1	3.33	3.033333	1.52
735	Alarm system sounded due to malfunction	7	2.15%	0	11.43	0	1.43	3.71	0.00	0.86	4.84	24.333331	4.00
740	Unintentional transmission of alarm, other	1	0.31%	0	12	0	2	4	0.00	1	2.57	2.266666	3.87
741	Sprinkler activation, no fire - unintentional	3	0.92%	0	10	0	1	3.33	0.00	0.67	3.30	5.233332	4.64
743	Smoke detector activation, no fire - unintentional	13	3.99%	0	11.85	0	1.15	3.85	0.00	1	2.28	20.949995	3.99
745	Alarm system activation, no fire - unintentional	15	4.60%	0	12.2	0	1.2	3.87	0.00	1	3.04	33.733324	4.83
Totals		326	100%	0	2.51	2.60	0.26	0.81	0.84	0.21	1.74	467.22	4.12
Mutual Aid Given Incidents		18											



Dalton Fire Department

404 School Street, Dalton, GA 30720

Phone: 706-278-7363

Response Summary by Station

Report Period: 12/01/23 - 12/31/23 23:59:59

Station	Responses	% Fire	% EMS	Other	Per Day
Station 1	145	5.52	70.34	24.14	4.83
Station 2	63	4.76	66.67	28.57	2.1
Station 3	65	1.54	66.15	32.31	2.17
Station 4	37	0	62.16	37.84	1.23
Station 5	36	8.33	61.11	30.56	1.2

Total 346



Dalton Fire Department

404 School Street, Dalton, GA 30720

Phone: 706-278-7363

Breakdown by Incident Type

Report Period: 12/01/23 - 12/31/23 23:59:59

Incident Type	Incidents	Exposures
311 Medical assist, assist EMS crew	198	0
611 Dispatched & canceled en route	37	0
322 Motor vehicle accident with injuries	17	0
745 Alarm system activation, no fire - unintentional	16	0
324 Motor vehicle accident with no injuries.	15	0
743 Smoke detector activation, no fire - unintentional	13	0
622 No incident found on arrival at dispatch address	7	0
735 Alarm system sounded due to malfunction	7	0
111 Building fire	6	0
412 Gas leak (natural gas or LPG)	4	0
741 Sprinkler activation, no fire - unintentional	3	0
651 Smoke scare, odor of smoke	2	0
113 Cooking fire, confined to container	2	0
424 Carbon monoxide incident	2	0
500 Service Call, other	2	0
520 Water problem, other	1	0
551 Assist police or other governmental agency	1	0
353 Removal of victim(s) from stalled elevator	1	0
323 Motor vehicle/pedestrian accident (MV Ped)	1	0
118 Trash or rubbish fire, contained	1	0
131 Passenger vehicle fire	1	0
132 Road freight or transport vehicle fire	1	0
143 Grass fire	1	0
150 Outside rubbish fire, other	1	0

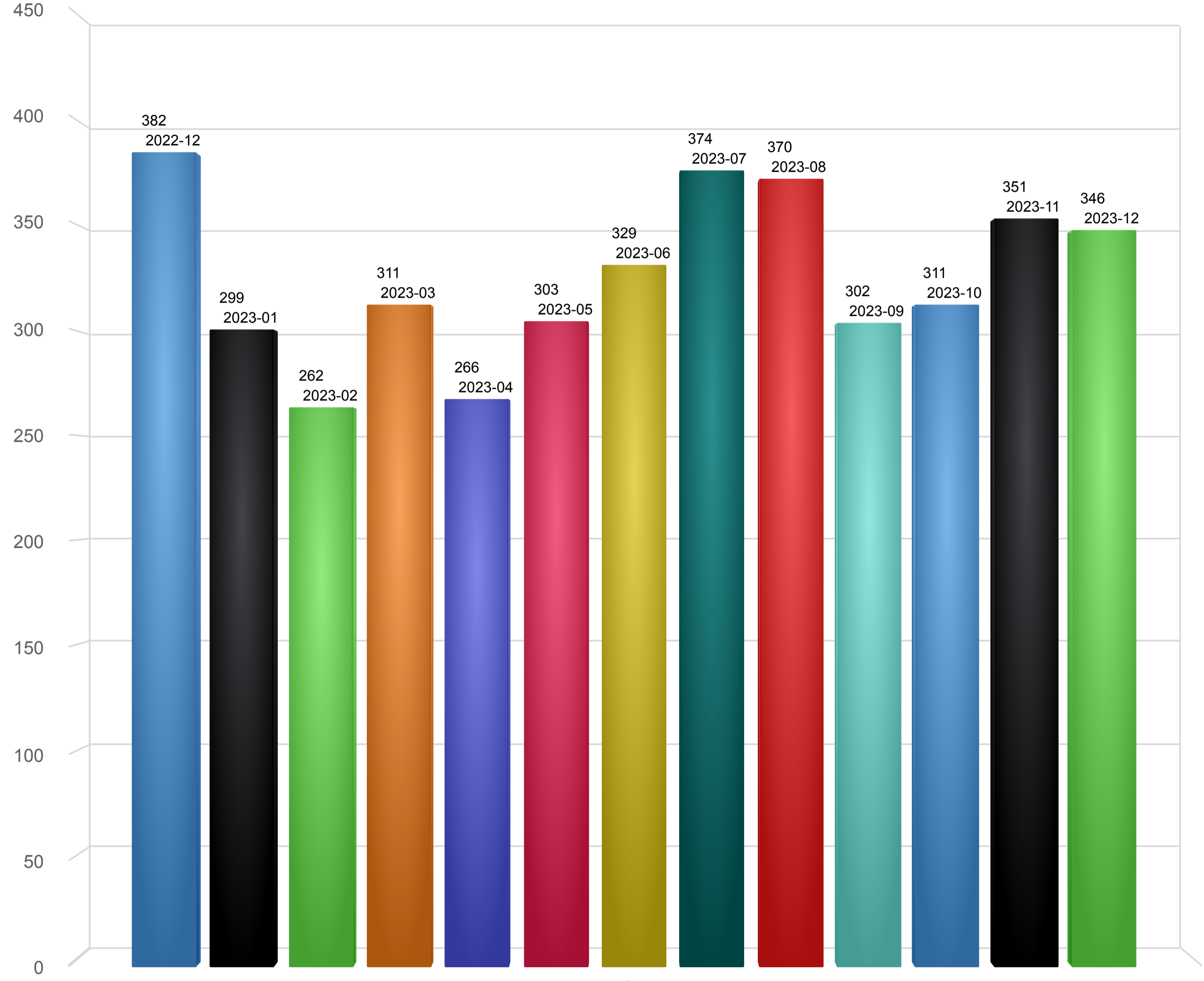
Incident Type	Incidents	Exposures
151 Outside rubbish, trash or waste fire	1	0
154 Dumpster or other outside trash receptacle fire	1	0
671 HazMat release investigation w/no HazMat	1	0
740 Unintentional transmission of alarm, other	1	0
423 Refrigeration leak	1	0
631 Authorized controlled burning	1	0

	Incidents	Exposures
Total	346	0

Incidents by Months

12/01/2022-12/31/2023

- 2022-12
- 2023-01
- 2023-02
- 2023-03
- 2023-04
- 2023-05
- 2023-06
- 2023-07
- 2023-08
- 2023-09
- 2023-10
- 2023-11
- 2023-12



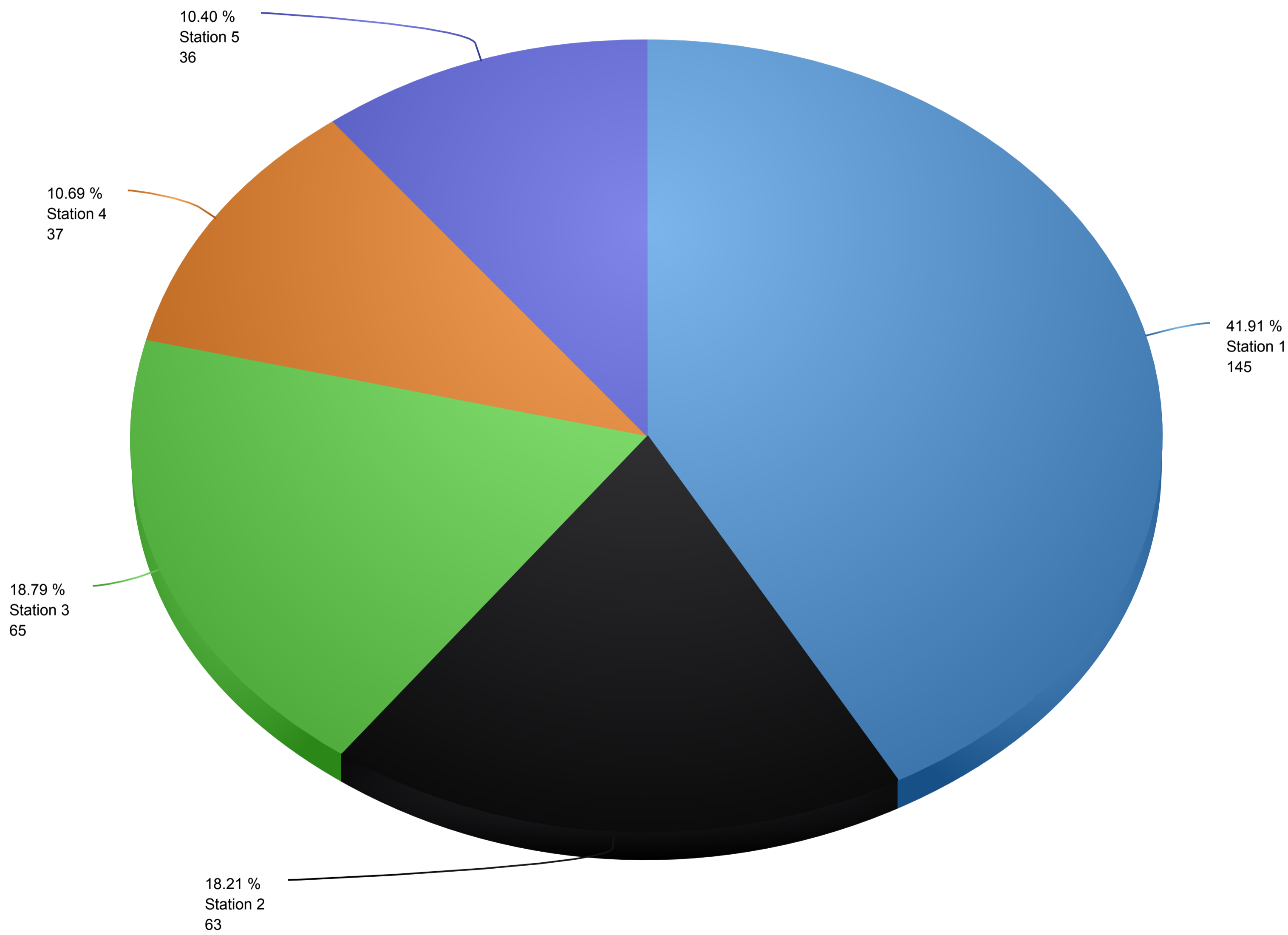
Incident Count

Total of Month: 4,206

- Station 1
- Station 2
- Station 3
- Station 4
- Station 5

Incidents by Stations

12/01/2023-12/31/2023

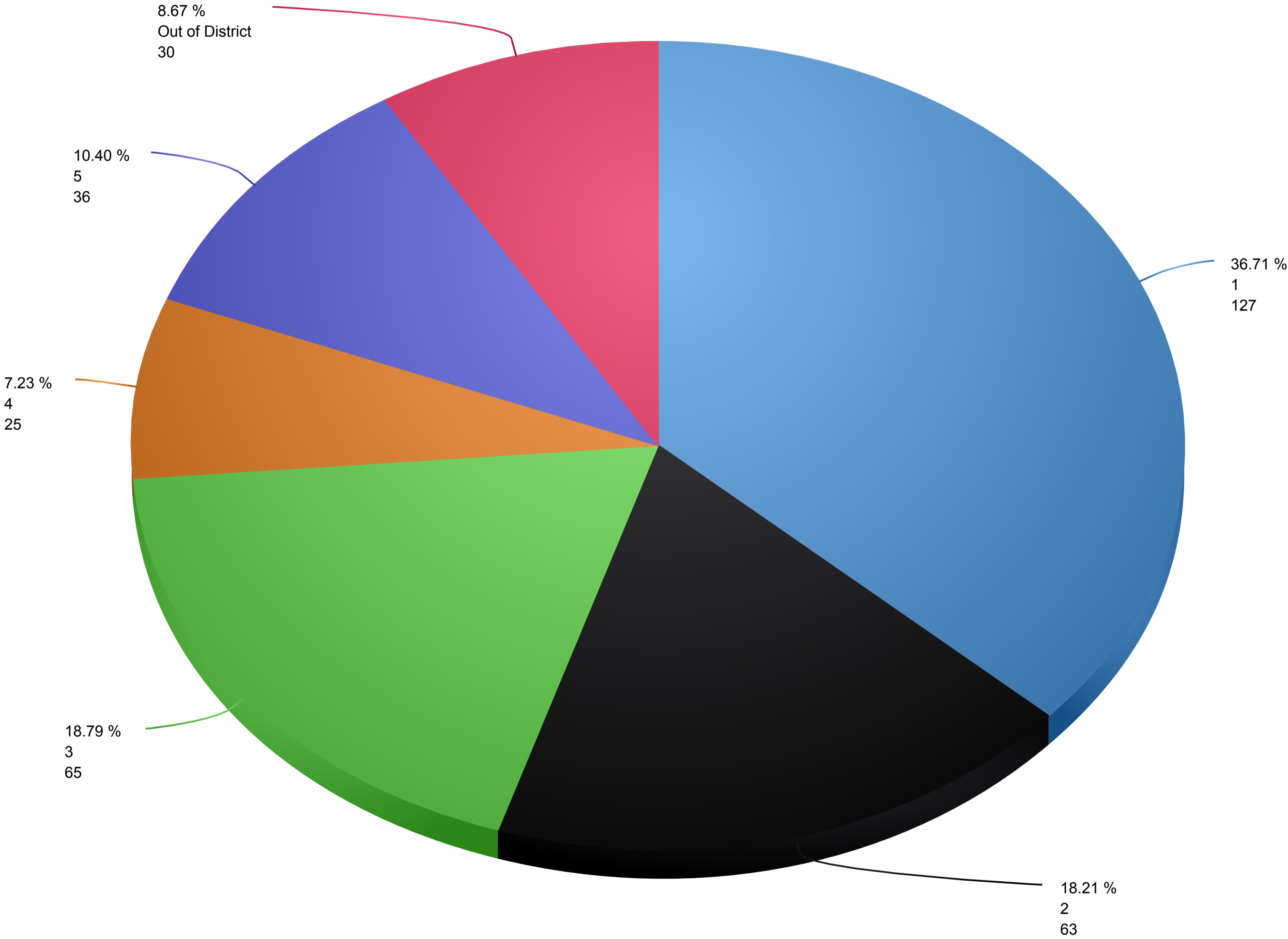


Total of Station: 346

Incidents by District

12/01/2023-12/31/2023

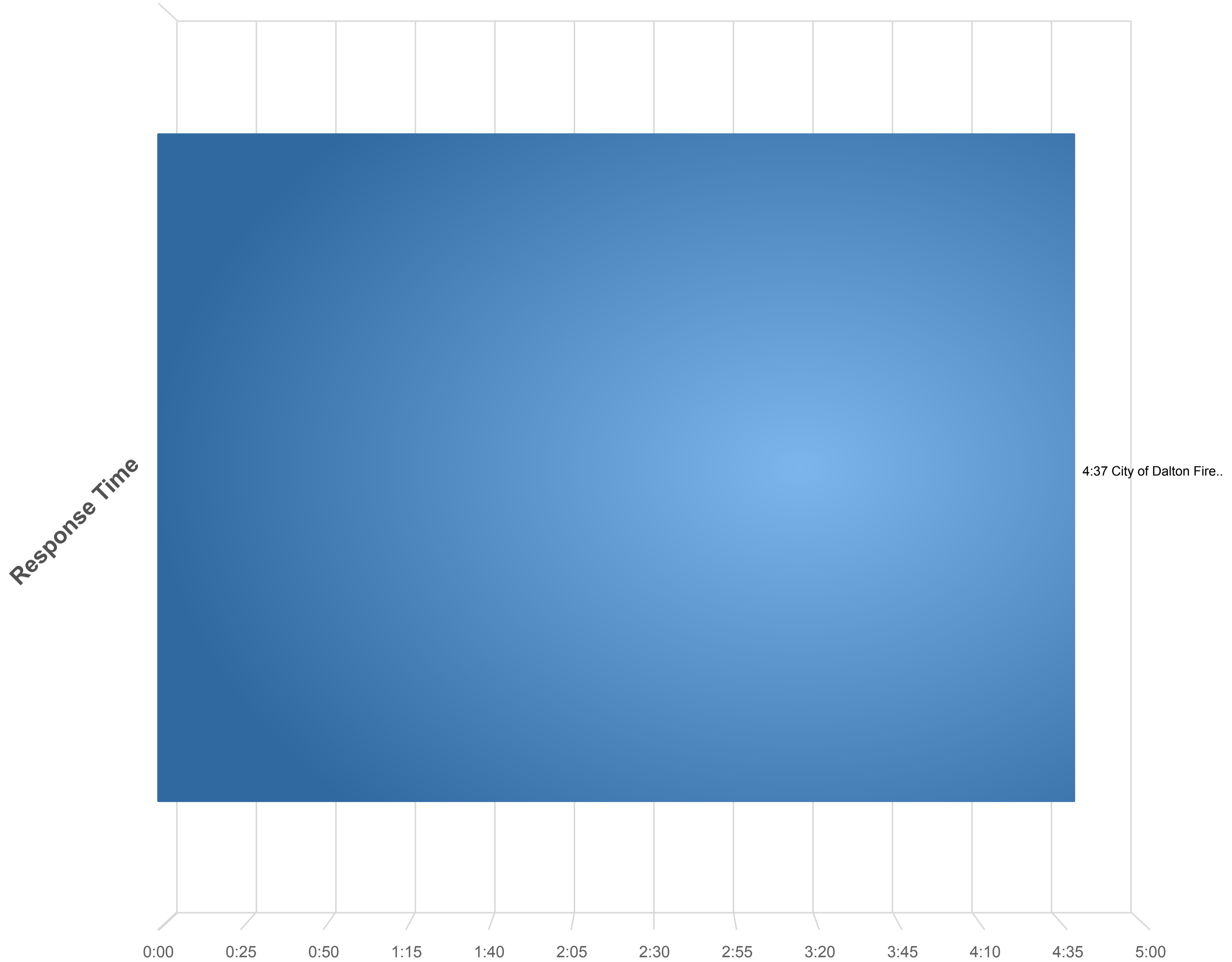
- 1
- 2
- 3
- 4
- 5
- Out of District



Total of District: 346

Department Average Response Time (Alarm-> First Unit Arrival)

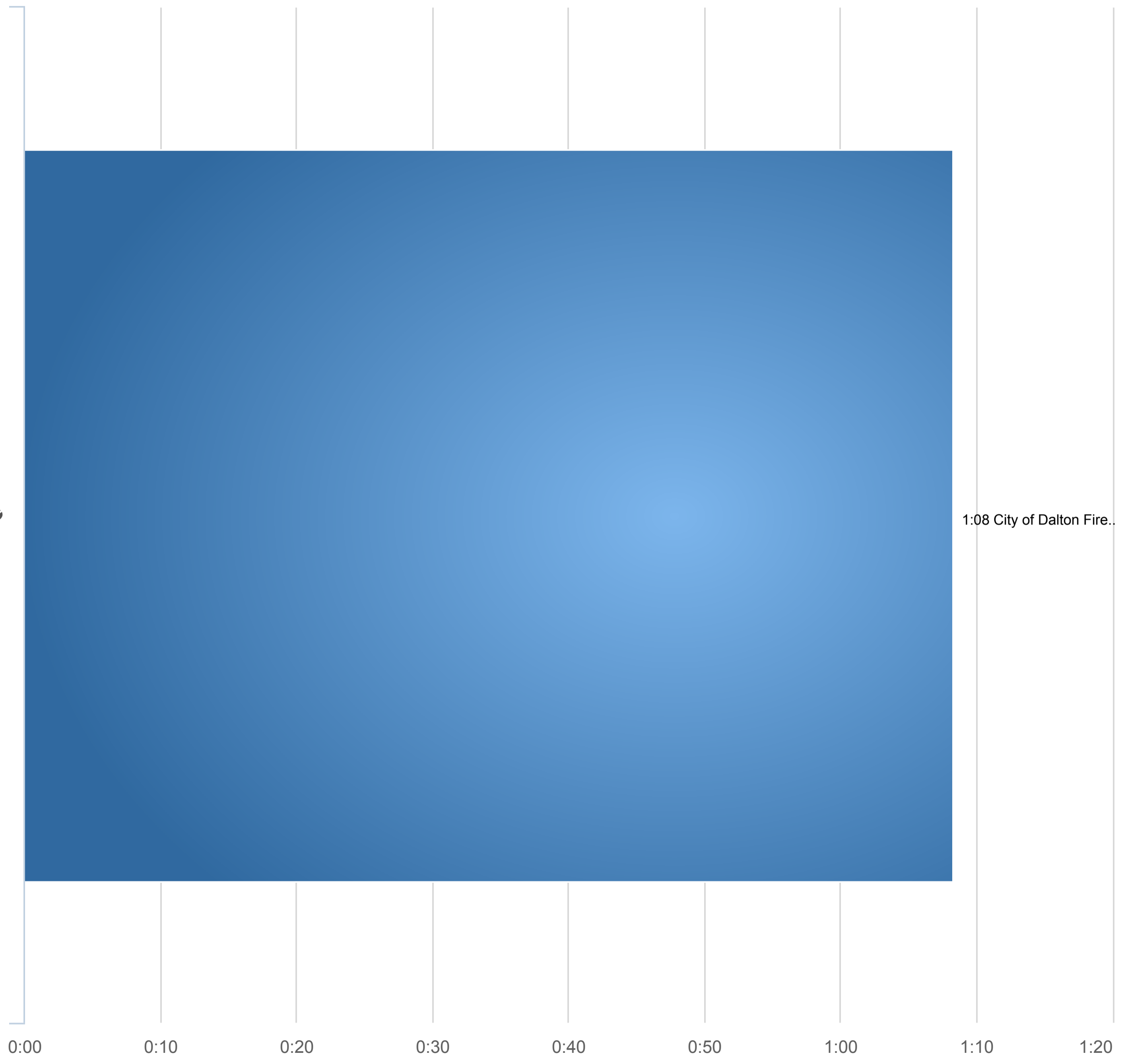
12/01/2023-12/31/2023



Department Average Turnout Time (Alarm-> First En Route)

12/01/2023-12/31/2023

Turnout Time

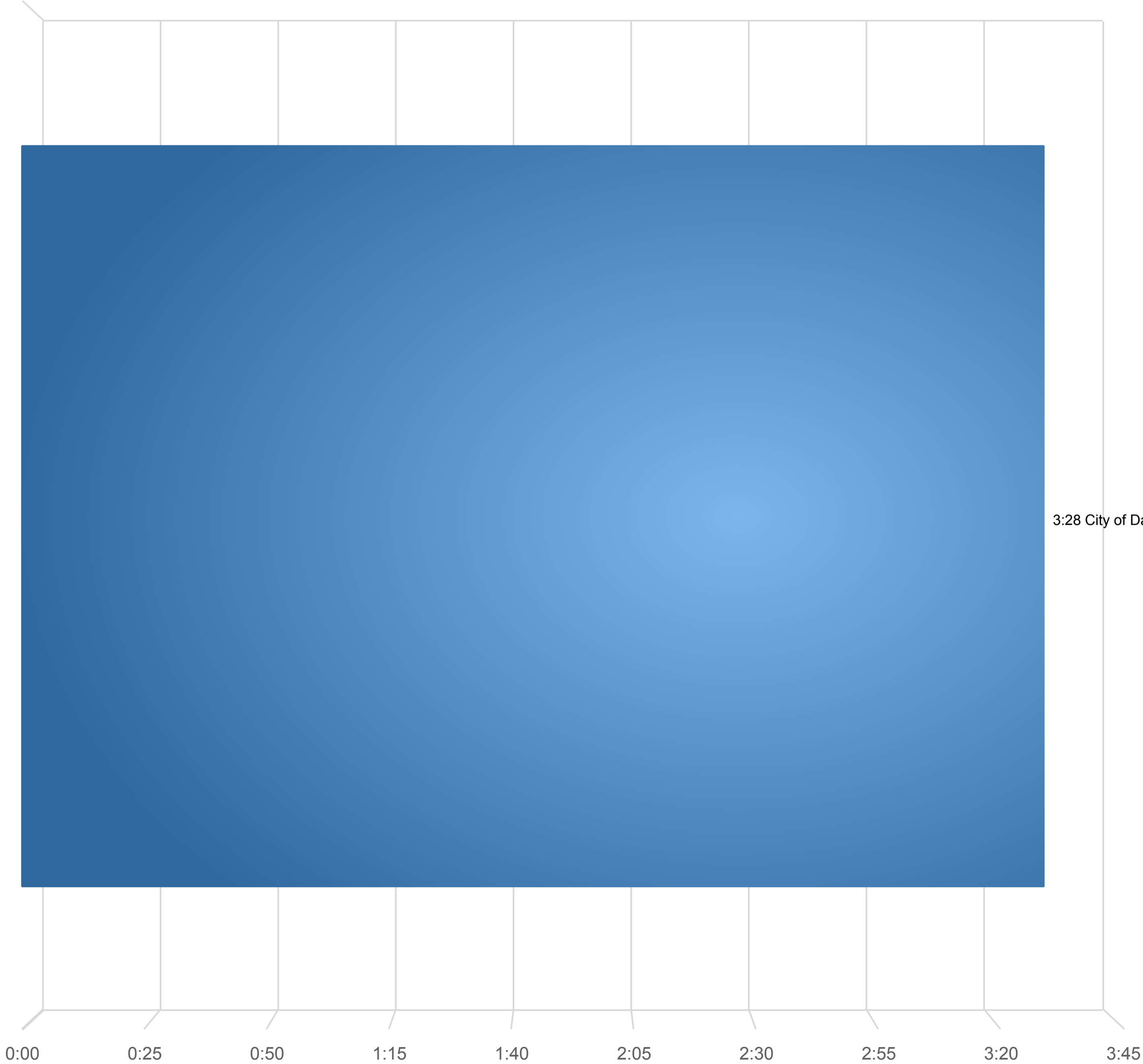


1:08 City of Dalton Fire..

Department Average Travel Time (First En Route -> First Unit Arrival)

12/01/2023-12/31/2023

Travel Time

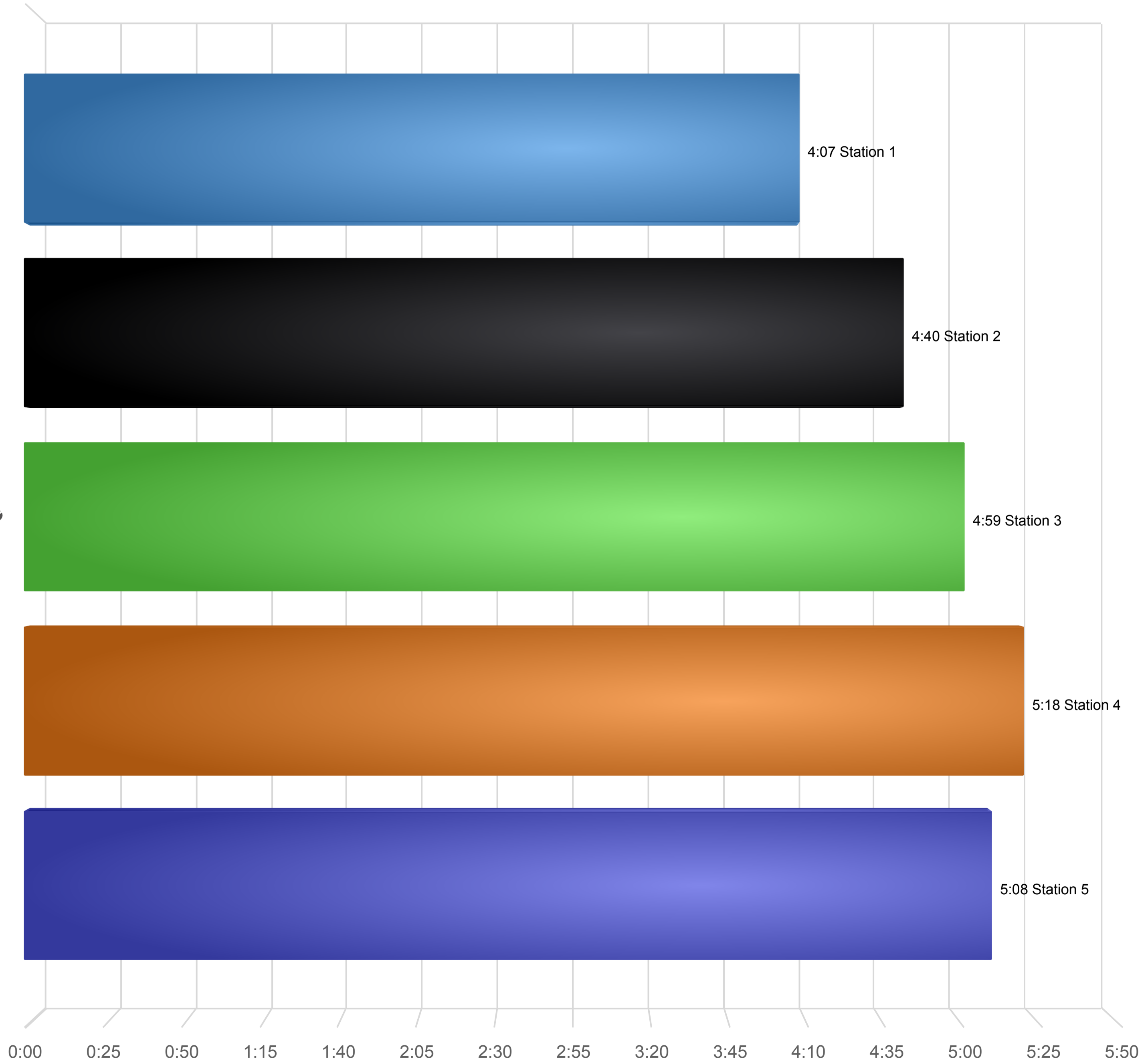


Average Response Time by Station

12/01/2023-12/31/2023

- Station 1
- Station 2
- Station 3
- Station 4
- Station 5

Response Time



Total of Station: 4:37



Dalton Fire Department

404 School Street, Dalton, GA 30720

Phone: 706-278-7363

Staff Hours by Incident Type

Report Period: 12/01/23 - 12/31/23 23:59:59

Incident Type	Hours
311 Medical assist, assist EMS crew	180.42
111 Building fire	74.63
322 Motor vehicle accident with injuries	39.60
324 Motor vehicle accident with no injuries.	37.59
745 Alarm system activation, no fire - unintentional	36.08
735 Alarm system sounded due to malfunction	24.34
743 Smoke detector activation, no fire - unintentional	20.95
611 Dispatched & canceled en route	11.18
412 Gas leak (natural gas or LPG)	10.03
113 Cooking fire, confined to container	7.92
143 Grass fire	6.67
424 Carbon monoxide incident	6.50
741 Sprinkler activation, no fire - unintentional	5.23
622 No incident found on arrival at dispatch address	4.33
132 Road freight or transport vehicle fire	3.95
353 Removal of victim(s) from stalled elevator	3.88
423 Refrigeration leak	3.60
671 HazMat release investigation w/no HazMat	3.03
131 Passenger vehicle fire	2.80
740 Unintentional transmission of alarm, other	2.27
651 Smoke scare, odor of smoke	2.02
520 Water problem, other	1.85
500 Service Call, other	1.73
154 Dumpster or other outside trash receptacle fire	1.73

Incident Type	Hours
323 Motor vehicle/pedestrian accident (MV Ped)	1.58
118 Trash or rubbish fire, contained	1.30
551 Assist police or other governmental agency	1.20
150 Outside rubbish fire, other	0.80
631 Authorized controlled burning	0.80
151 Outside rubbish, trash or waste fire	0.40

Total	498.41
--------------	---------------



Dalton Fire Department

404 School Street, Dalton, GA 30720

Phone: 706-278-7363

Injuries and Property Loss

(Dates: 12/01/23 - 12/31/23 23:59:59)

CODE	DESCRIPTOR	FREQ	FREQ %	EXPs	CIV DTHS	CIV DTHS	CIV INJ	CIV INJS	FF DTHS	FF DTHS	FF INJ	FF INJS	PROP LOSS	PROP LOSS	CONT LOSS	CONT LOSS	TOTAL LOSS	TOTAL LOSS %
111	Building fire	6	1.84%	0	0	0.00%	1	100.00 %	0	0.00%	0	0.00%	3,850	100.00 %	11,100	100.00 %	14,950	100.00%
113	Cooking fire, confined to container	2	0.61%	0	0	0.00%	0	0.00%	0	0.00%	0	0.00%	0	0.00%	0	0.00%	0	0.00%
118	Trash or rubbish fire, contained	1	0.31%	0	0	0.00%	0	0.00%	0	0.00%	0	0.00%	0	0.00%	0	0.00%	0	0.00%
131	Passenger vehicle fire	0	0.00%	0	0	0.00%	0	0.00%	0	0.00%	0	0.00%	0	0.00%	0	0.00%	0	0.00%
132	Road freight or transport vehicle fire	0	0.00%	0	0	0.00%	0	0.00%	0	0.00%	0	0.00%	0	0.00%	0	0.00%	0	0.00%
143	Grass fire	1	0.31%	0	0	0.00%	0	0.00%	0	0.00%	0	0.00%	0	0.00%	0	0.00%	0	0.00%
150	Outside rubbish fire, other	1	0.31%	0	0	0.00%	0	0.00%	0	0.00%	0	0.00%	0	0.00%	0	0.00%	0	0.00%
151	Outside rubbish, trash or waste fire	1	0.31%	0	0	0.00%	0	0.00%	0	0.00%	0	0.00%	0	0.00%	0	0.00%	0	0.00%
154	Dumpster or other outside trash receptacle fire	1	0.31%	0	0	0.00%	0	0.00%	0	0.00%	0	0.00%	0	0.00%	0	0.00%	0	0.00%

CODE	DESCRIPTOR	FREQ	FREQ %	EXPs	CIV DTHS	CIV DTHS	CIV INJ	CIV INJS	FF DTHS	FF DTHS	FF INJ	FF INJS	PROP LOSS	PROP LOSS	CONT LOSS	CONT LOSS	TOTAL LOSS	TOTAL LOSS %
311	Medical assist, assist EMS crew	195	59.82%	0	0	0.00%	0	0.00%	0	0.00%	0	0.00%	0	0.00%	0	0.00%	0	0.00%
322	Motor vehicle accident with injuries	14	4.29%	0	0	0.00%	0	0.00%	0	0.00%	0	0.00%	0	0.00%	0	0.00%	0	0.00%
323	Motor vehicle/pedestrian accident (MV Ped)	1	0.31%	0	0	0.00%	0	0.00%	0	0.00%	0	0.00%	0	0.00%	0	0.00%	0	0.00%
324	Motor vehicle accident with no injuries.	13	3.99%	0	0	0.00%	0	0.00%	0	0.00%	0	0.00%	0	0.00%	0	0.00%	0	0.00%
353	Removal of victim(s) from stalled elevator	1	0.31%	0	0	0.00%	0	0.00%	0	0.00%	0	0.00%	0	0.00%	0	0.00%	0	0.00%
412	Gas leak (natural gas or LPG)	4	1.23%	0	0	0.00%	0	0.00%	0	0.00%	0	0.00%	0	0.00%	0	0.00%	0	0.00%
423	Refrigeration leak	1	0.31%	0	0	0.00%	0	0.00%	0	0.00%	0	0.00%	0	0.00%	0	0.00%	0	0.00%
424	Carbon monoxide incident	2	0.61%	0	0	0.00%	0	0.00%	0	0.00%	0	0.00%	0	0.00%	0	0.00%	0	0.00%
500	Service Call, other	2	0.61%	0	0	0.00%	0	0.00%	0	0.00%	0	0.00%	0	0.00%	0	0.00%	0	0.00%
520	Water problem, other	1	0.31%	0	0	0.00%	0	0.00%	0	0.00%	0	0.00%	0	0.00%	0	0.00%	0	0.00%
551	Assist police or other governmental agency	1	0.31%	0	0	0.00%	0	0.00%	0	0.00%	0	0.00%	0	0.00%	0	0.00%	0	0.00%
611	Dispatched & canceled en route	29	8.90%	0	0	0.00%	0	0.00%	0	0.00%	0	0.00%	0	0.00%	0	0.00%	0	0.00%

CODE	DESCRIPTOR	FREQ	FREQ %	EXPs	CIV DTHS	CIV DTHS	CIV INJ	CIV INJS	FF DTHS	FF DTHS	FF INJ	FF INJS	PROP LOSS	PROP LOSS	CONT LOSS	CONT LOSS	TOTAL LOSS	TOTAL LOSS %
622	No incident found on arrival at dispatch address	7	2.15%	0	0	0.00%	0	0.00%	0	0.00%	0	0.00%	0	0.00%	0	0.00%	0	0.00%
631	Authorized controlled burning	1	0.31%	0	0	0.00%	0	0.00%	0	0.00%	0	0.00%	0	0.00%	0	0.00%	0	0.00%
651	Smoke scare, odor of smoke	1	0.31%	0	0	0.00%	0	0.00%	0	0.00%	0	0.00%	0	0.00%	0	0.00%	0	0.00%
671	HazMat release investigation w/no HazMat	1	0.31%	0	0	0.00%	0	0.00%	0	0.00%	0	0.00%	0	0.00%	0	0.00%	0	0.00%
735	Alarm system sounded due to malfunction	7	2.15%	0	0	0.00%	0	0.00%	0	0.00%	0	0.00%	0	0.00%	0	0.00%	0	0.00%
740	Unintentional transmission of alarm, other	1	0.31%	0	0	0.00%	0	0.00%	0	0.00%	0	0.00%	0	0.00%	0	0.00%	0	0.00%
741	Sprinkler activation, no fire - unintentional	3	0.92%	0	0	0.00%	0	0.00%	0	0.00%	0	0.00%	0	0.00%	0	0.00%	0	0.00%
743	Smoke detector activation, no fire - unintentional	13	3.99%	0	0	0.00%	0	0.00%	0	0.00%	0	0.00%	0	0.00%	0	0.00%	0	0.00%
745	Alarm system activation, no fire - unintentional	15	4.60%	0	0	0.00%	0	0.00%	0	0.00%	0	0.00%	0	0.00%	0	0.00%	0	0.00%
Totals		326	100%	0	0	100%	1	100%	0	100%	0	100%	3,850	100%	11,100	100%	14,950	100%
Mutual Aid Given Incidents		20																

Training Division Monthly Report

December 2023

Overview

Monthly training included territory familiarization, core competency check-offs, special operations training, and company level drills chosen by company officers. The department hosted a course titled Battery IQ delivered by Noble Training that focused on response to lithium ion battery incidents. Seven students completed DFD's Aerial Apparatus Operator course and gained national certification as aerial operators. Training hours during the month of December totaled 1,114.

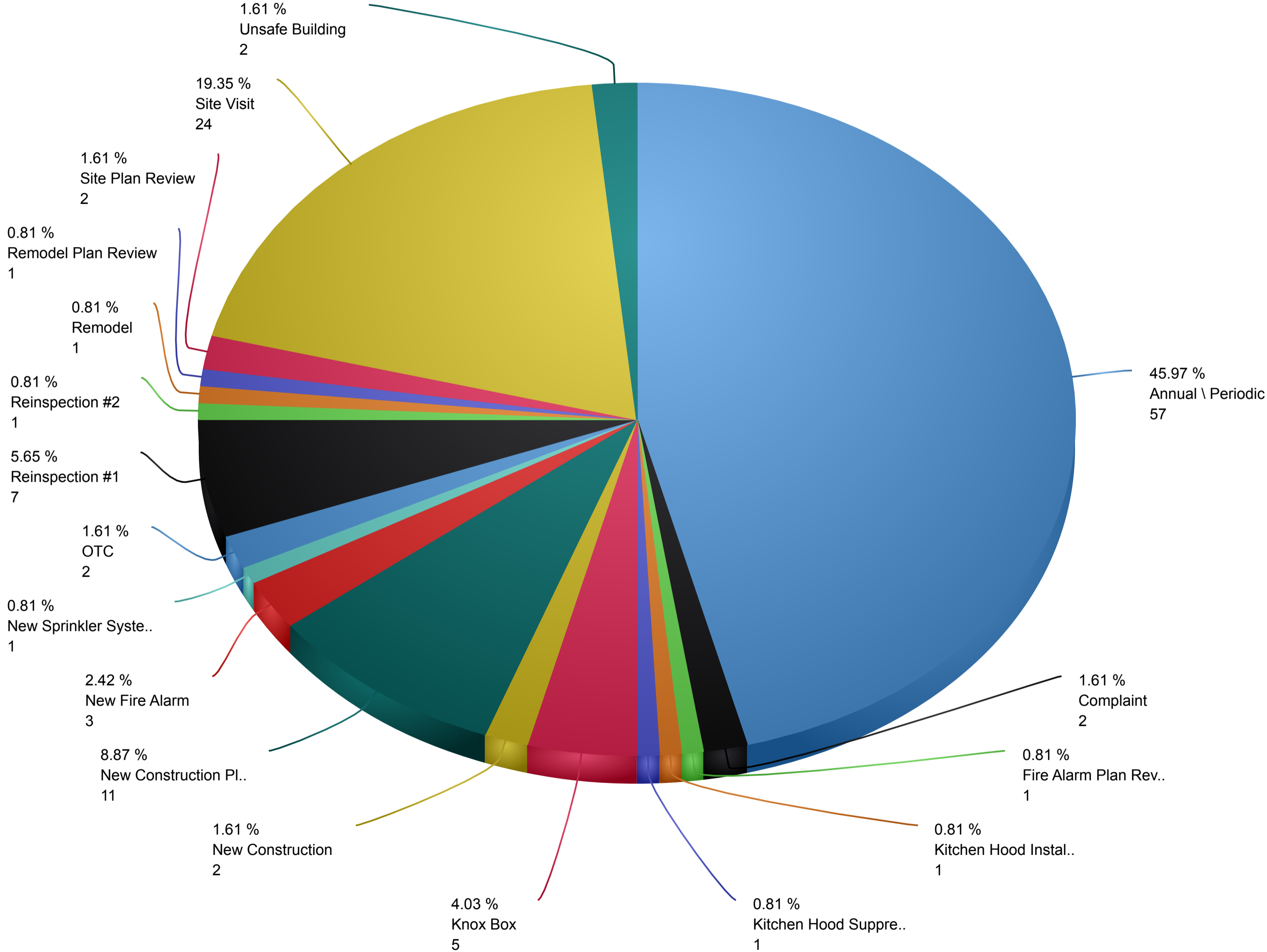
Outside Schools

2 firefighters attended FEMA's Crowd Management for Sport and Special Events course presented by Texas Engineering Extension Service and hosted by Whitfield County Emergency Management

Inspection Visit History by Inspection Type

12/01/2023-12/31/2023

- Annual \ Periodic
- Complaint
- Fire Alarm Plan Review
- Kitchen Hood Installation
- Kitchen Hood Suppression System Plan Review
- Knox Box
- New Construction
- New Construction Plan Review
- New Fire Alarm
- New Sprinkler System
- OTC
- Reinspection #1
- Reinspection #2
- Remodel
- Remodel Plan Review
- Site Plan Review
- Site Visit
- Unsafe Building



Total of Inspection Type: 124