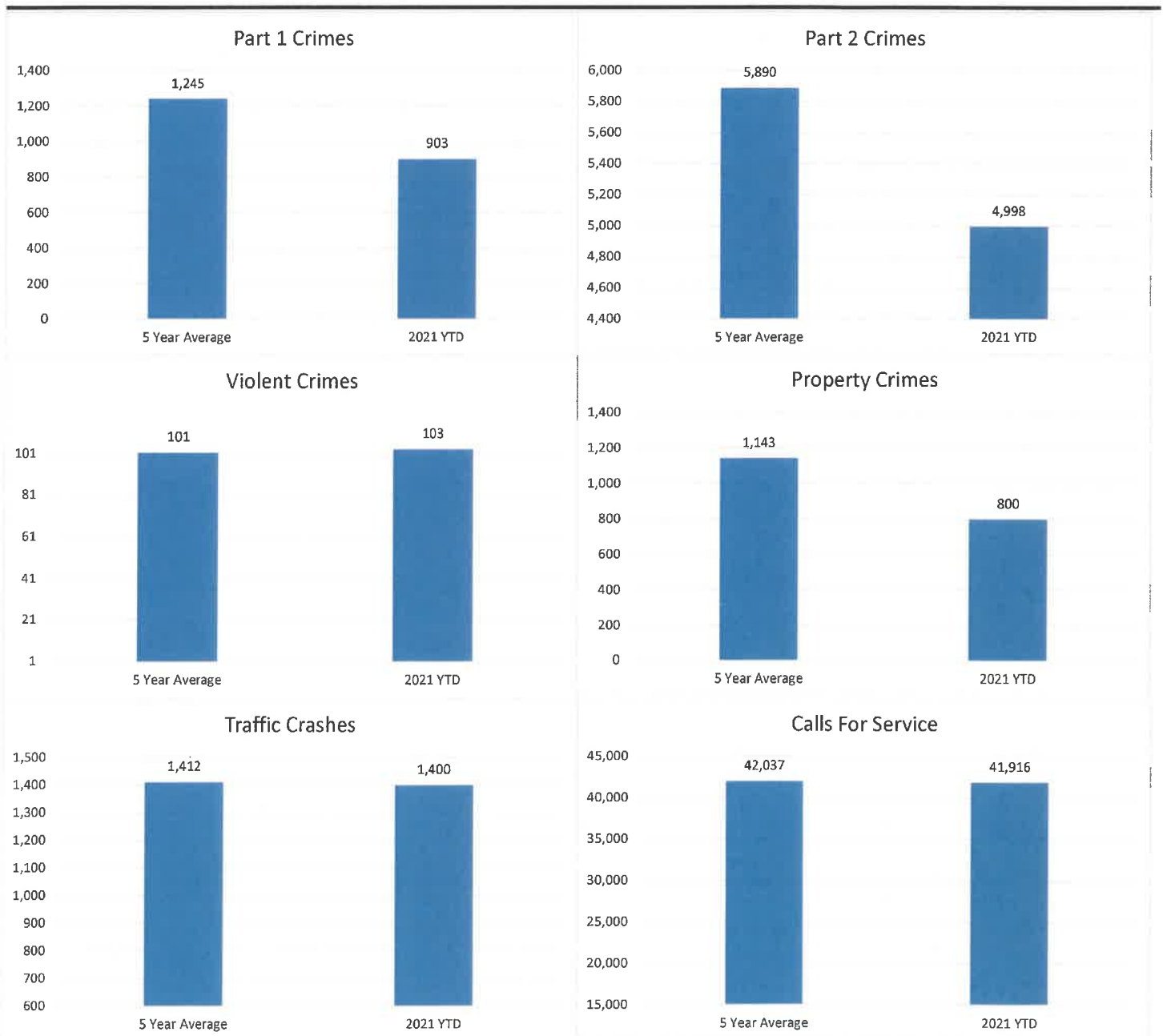


**DALTON POLICE DEPARTMENT
PUBLIC SAFETY COMMISSION MEETING
JANUARY 25, 2022**

Summary of Data and Crime Statistics for December 2021


















General

The following statistics compare 2021 year-to-date statistics with the five-year average prior to 2020. Part 1 crimes are approximately 27.5% lower than the five-year statistics. Part 2 crimes have decreased by approximately 15% during the same time. Property crimes show a decrease of approximately 30% from the five-year average. There have been 103 violent crimes year-to-date compared to the five-year average of 101. Traffic crashes are approximately .9% lower than the five-year average. Calls for service show a decrease of approximately .3% during the same time.



**DALTON POLICE DEPARTMENT
PUBLIC SAFETY COMMISSION MEETING
JANUARY 25, 2022**

DALTON POLICE DEPARTMENT CRIME DASHBOARD YTD 2017-2021
December 2021

	2017	2018	2019	2020	2021	TREND
Part I Crimes YTD	1189	1172	1129	952	903	
Homicides	0	0	1	0	1	
Rape	18	12	16	7	15	
Robbery	17	29	10	23	9	
Aggravated Assault	73	58	64	73	78	
Violent Crime Totals	108	99	91	103	103	
Burglary	130	122	108	93	94	
Larceny-Theft	871	866	863	679	614	
Motor Vehicle Theft	76	82	66	75	90	
Arson	4	3	1	2	2	
Property Crime Totals	1081	1073	1038	849	800	
Violent Crime Clearance	79%	56%	84%	62%	66%	
Property Crime Clearance	35%	36%	38%	32%	41%	
Part I Arrests	379	355	388	269	273	
Citations	11,710	13,857	12,644	11,704	11,344	
Calls for Service	39,976	42,078	43,008	46,758	41,916	
Traffic Crashes	1,418	1,427	1,415	1,153	1,400	

Analysis

In the year to date 2021 there have been 903 Part 1 crimes reported, which is approximately 5.1% lower than 2020. Motor vehicle thefts have increased by approximately 20%, while total property crime numbers are down.

There have been 103 violent crimes reported 2021 YTD compared to 103 reported violent crimes YTD 2020. There have been nine robberies reported in 2021 compared to 23 last year. Year to date property crimes have shown a decrease of approximately 5.8% when compared to 2020 YTD statistics.

Based on the statistics from the previous five years, property crime numbers are lower than the average of 1054. Violent crime numbers are slightly above the five-year average of 102.2.

**DALTON POLICE DEPARTMENT
PUBLIC SAFETY COMMISSION MEETING
JANUARY 25, 2022**

DALTON POLICE DEPARTMENT CRIME STATISTICS												
	INCIDENTS				CLEARANCES				ARRESTS			
	12/21	12/20	2021 YTD	2020 YTD	12/21	12/20	2021 YTD	2020 YTD	12/21	12/20	2021 YTD	2020 YTD
Part I Offenses												
Homicide	0	0	1	0	0	0	3	1	0	0	3	0
Rape	0	0	15	7	0	0	8	3	0	0	1	1
Robbery	0	5	9	23	2	2	9	11	1	1	3	8
Aggravated Assault	4	8	78	73	4	3	48	49	3	2	39	45
Burglary	10	5	94	93	1	0	29	27	0	0	21	24
Larceny - Theft	63	72	614	679	21	32	263	224	13	18	188	176
Motor Vehicle Theft	2	8	90	75	1	3	38	22	1	0	18	14
Arson	0	0	2	2	1	0	1	1	0	0	0	1
PART I SUBTOTAL	79	98	903	952	30	40	399	338	18	21	273	269
Part II Offenses												
Other Assaults - not agg.	24	33	340	426	24	30	320	319	13	17	219	265
Forgery/Counterfeiting	2	11	58	60	1	3	23	22	0	1	13	12
Fraud	11	13	185	190	13	9	67	46	7	6	43	36
Embezzlement	0	0	2	2	0	0	1	2	0	0	0	2
Stolen Property	0	1	9	19	0	0	3	24	0	0	2	24
Vandalism	22	26	302	306	1	10	88	79	0	5	55	70
Weapons Violations	6	4	51	48	10	5	59	58	10	4	56	56
Commercial Sex	0	0	0	1	0	0	0	0	0	0	0	0
Other Sex Offenses	4	3	62	72	2	2	35	27	0	1	11	13
Drug Sales	8	4	74	67	9	4	62	82	8	4	60	74
Drug Possession	24	17	312	294	18	14	271	246	13	9	231	217
Gambling	0	0	0	0	0	0	0	0	0	0	0	0
Offenses Against Family/Children	2	6	43	78	0	4	29	63	0	4	24	56
Liquor Violations	3	6	66	64	2	6	60	56	2	3	59	49
Drunkenness	10	7	113	118	14	9	119	124	14	9	118	124
Other Disorderly Conduct	13	15	189	257	16	8	170	151	14	7	131	138
Curfew Violations	2	0	26	30	2	0	18	26	1	0	15	22
All Other Offenses	215	217	2959	3454	215	233	3034	2308	194	199	2588	2201
DUI	16	12	207	173	20	12	208	173	20	12	207	173
Human Trafficking	0	0	0	0	0	0	0	0	0	0	0	0
PART II SUBTOTAL	362	375	4998	5659	347	349	4567	3806	296	281	3832	3532
PART I AND II TOTAL	441	473	5901	6611	377	389	4966	4144	314	302	4105	3801
Crashes			2021	2020	Enforcement						2021	2020
	12/21	12/20	YTD	YTD					12/21	12/20	YTD	YTD
Public Roadway	126	102	1,400	1,153					502	434	6,747	6,863
									419	291	4,597	4,841
911 Calls	3,424	2,998	41,916	46,758					921	725	11,344	11,704

**DALTON POLICE DEPARTMENT
PUBLIC SAFETY COMMISSION MEETING
JANUARY 25, 2022**

Summary of Significant Events for December 2021

During the month of December 2021, there were two school threats that were reported and investigated. In both investigations it was determined that the threats were not credible and one threat did not originate from our area. There were multiple entering autos in the area of N Hamilton St last month. Officers responded and were able to identify and arrest the suspects. There were four reported aggravated assaults in December 2021. Two of the aggravated assaults have been cleared by arrest and two are currently active. There were two motor vehicle thefts reported, both are still active.

21-007518/21-007541	Threatening	1250 Cross Plains Trail
---------------------	-------------	-------------------------

Officers were made aware of a potential school shooting threat that was circulating on social media. The threat was reportedly made in response to a bullying incident. School Resource officers investigated the threat and determined that the person who supposedly sent the initial message did not send the message and had no access to firearms. Two students were charged in relation to this specific incident. It was later reported that another post was circulating in reference to a school shooting, however no specific date or location was provided. During the investigation it was determined that this specific threat appeared to have originated in Ohio and other jurisdictions were dealing with similar threats which were not credible.

Multiple Reports	Entering Autos	N Hamilton St Area
------------------	----------------	--------------------

Officers were dispatched to this area in reference to an entering auto that had just occurred. Officers arrived in the area and were able to locate two juvenile males in the area. After an investigation it was determined that both juveniles were involved in approximately eight entering autos. Both juveniles were taken into custody in reference to the thefts.

21-007712	Medical	430 Underwood Cir
-----------	---------	-------------------

Officers responded to this location in reference to a medical alarm. The first officer on scene entered the residence, as he could hear someone screaming for help inside. Once inside, the officer contacted a resident and assisted her until EMS and Dalton Fire could arrive on scene. Once the resident was being treated the officer went to check on to juveniles in a different room. When the officer made contact, both juveniles had an altered level of consciousness. Due to the officer's observations he believed the juveniles needed medical attention. The Fire Department checked the residence and found that the gas was putting out an elevated level of carbon monoxide. The officer's awareness and attention to detail may have saved the lives of these juveniles.

21-007860	Burglary	1116 Roan St
-----------	----------	--------------

Custodians found a white male in one of the mobile units on December 28th. They did not contact police at this time. On the date of the report the teacher who uses the unit checked to see if anything was missing or out of place. It was determined that the male subject had stolen a school laptop from the unit. The crime scene technician was called to process the scene. A suspect was developed from a fingerprint collected at the scene. The detective investigating the scene put out a BOLO in reference to the suspect. A patrol officer, familiar with the BOLO, made contact with the suspect who later confessed to the burglary.

**DALTON POLICE DEPARTMENT
PUBLIC SAFETY COMMISSION MEETING
JANUARY 25, 2022**

December 2021 Crash Statistics

In December 2021 there were 126 non-private property crashes reported. Injury crashes increased from 23 in November 2021 to 25 in December 2021. Angle and rear end crashes were the most prevalent during December 2021. Failure to yield was the leading contributing factor in injury crashes. Following too closely was the leading contributing factor in non-injury crashes. Chattanooga Rd had the highest number of crashes. Walnut Ave had the highest number of crash related injuries.

Total Crashes	December 2021	November 2021	Change	YTD 2021	YTD 2020	Change
	126	110	14.5%	1400	1153	21.4%
Injury Crashes	Total	Complaint	Minor	Serious	Fatality	Multiple
	25	15	7	2	1	6
Total Injuries	33					
DUI Crashes	Speed Crashes	Distracted Crashes	Following Too Closely Crashes			
4	8	12	34			
Day of the Week	Total		Time of Day	Total		
Monday	9		0000 - 0559	6		
Tuesday	17		0600 - 0859	18		
Wednesday	24		0900 - 1059	13		
Thursday	31		1100 - 1359	21		
Friday	19		1400 - 1559	23		
Saturday	11		1600 - 1859	29		
Sunday	15		1900 - 2159	12		
			2200 - 2359	4		
Collision Type	Total		Contributing Factors	Total		
Rear End	49		Following too Closely	34		
Angle	47		Failure to Yield	25		
Sideswipe - Same Direction	12		Distracted	12		
Collision with an Object	12		Changed Lanes Improperly	11		
Sideswipe - Opposite Direction	4		Too Fast For Conditions	9		
Head On	2					
Top Streets	Total Crashes	% Total	Injuries	% Injuries		
Chattanooga Rd	23	18.3%	4	12.1%		
Walnut Ave	18	14.3%	6	18.2%		
Glenwood Ave	8	6.3%	1	3.0%		
Tibbs Rd	8	6.3%	5	15.2%		
E Morris St	6	4.8%	1	3.0%		
Selective Enforcement Details	Locations	Total Details	Violations			
December 2021	Walnut Ave, Thornton Ave	3	27			