



# Dalton Fire Department

404 School Street, Dalton, GA 30720

Phone: 706-278-7363

## Breakdown by Incident Type

Report Period: 08/01/24 - 08/31/24 23:59:59

Incident Type	Incidents	Exposures
311 Medical assist, assist EMS crew	216	0
611 Dispatched & canceled en route	30	0
322 Motor vehicle accident with injuries	22	0
622 No incident found on arrival at dispatch address	12	0
324 Motor vehicle accident with no injuries.	11	0
743 Smoke detector activation, no fire - unintentional	9	0
745 Alarm system activation, no fire - unintentional	9	0
735 Alarm system sounded due to malfunction	5	0
412 Gas leak (natural gas or LPG)	5	0
444 Power line down	4	0
553 Public service	4	0
651 Smoke scare, odor of smoke	4	0
551 Assist police or other governmental agency	3	0
733 Smoke detector activation due to malfunction	3	0
143 Grass fire	3	0
151 Outside rubbish, trash or waste fire	2	0
323 Motor vehicle/pedestrian accident (MV Ped)	2	0
131 Passenger vehicle fire	2	0
411 Gasoline or other flammable liquid spill	2	0
734 Heat detector activation due to malfunction	1	0
652 Steam, vapor, fog or dust thought to be smoke	1	0
671 HazMat release investigation w/no HazMat	1	0
741 Sprinkler activation, no fire - unintentional	1	0
742 Extinguishing system activation	1	0

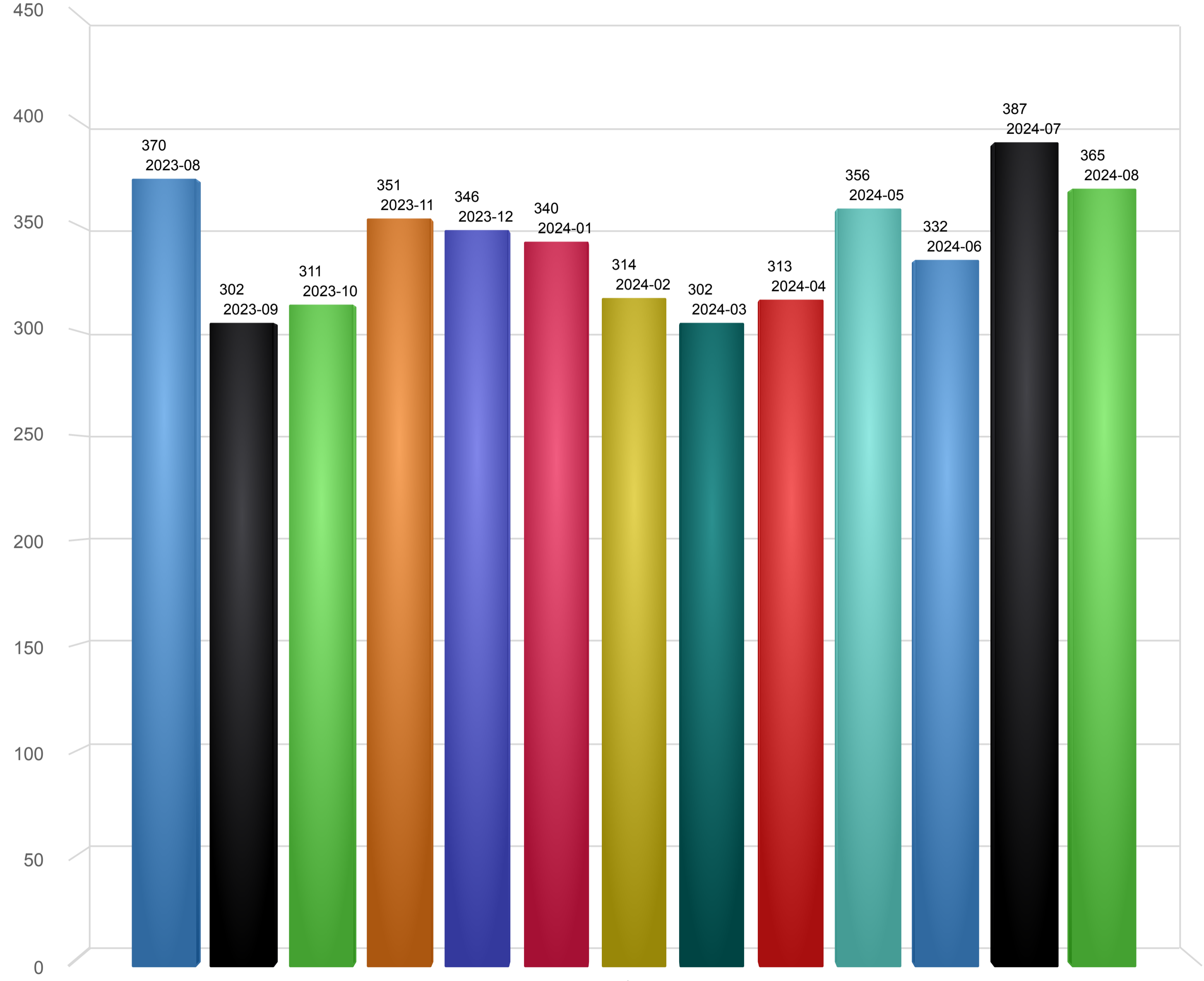
Incident Type	Incidents	Exposures
746 Carbon monoxide detector activation, no CO	1	0
142 Brush or brush-and-grass mixture fire	1	0
111 Building fire	1	0
113 Cooking fire, confined to container	1	0
445 Arcing, shorted electrical equipment	1	0
500 Service Call, other	1	0
522 Water or steam leak	1	0
531 Smoke or odor removal	1	0
424 Carbon monoxide incident	1	0
443 Breakdown of light ballast	1	0
356 High-angle rescue	1	0
381 Rescue or EMS standby	1	0

	Incidents	Exposures
<b>Total</b>	<b>365</b>	<b>0</b>

# Incidents by Months

08/01/2023-08/31/2024

- 2023-08
- 2023-09
- 2023-10
- 2023-11
- 2023-12
- 2024-01
- 2024-02
- 2024-03
- 2024-04
- 2024-05
- 2024-06
- 2024-07
- 2024-08



Incident Count

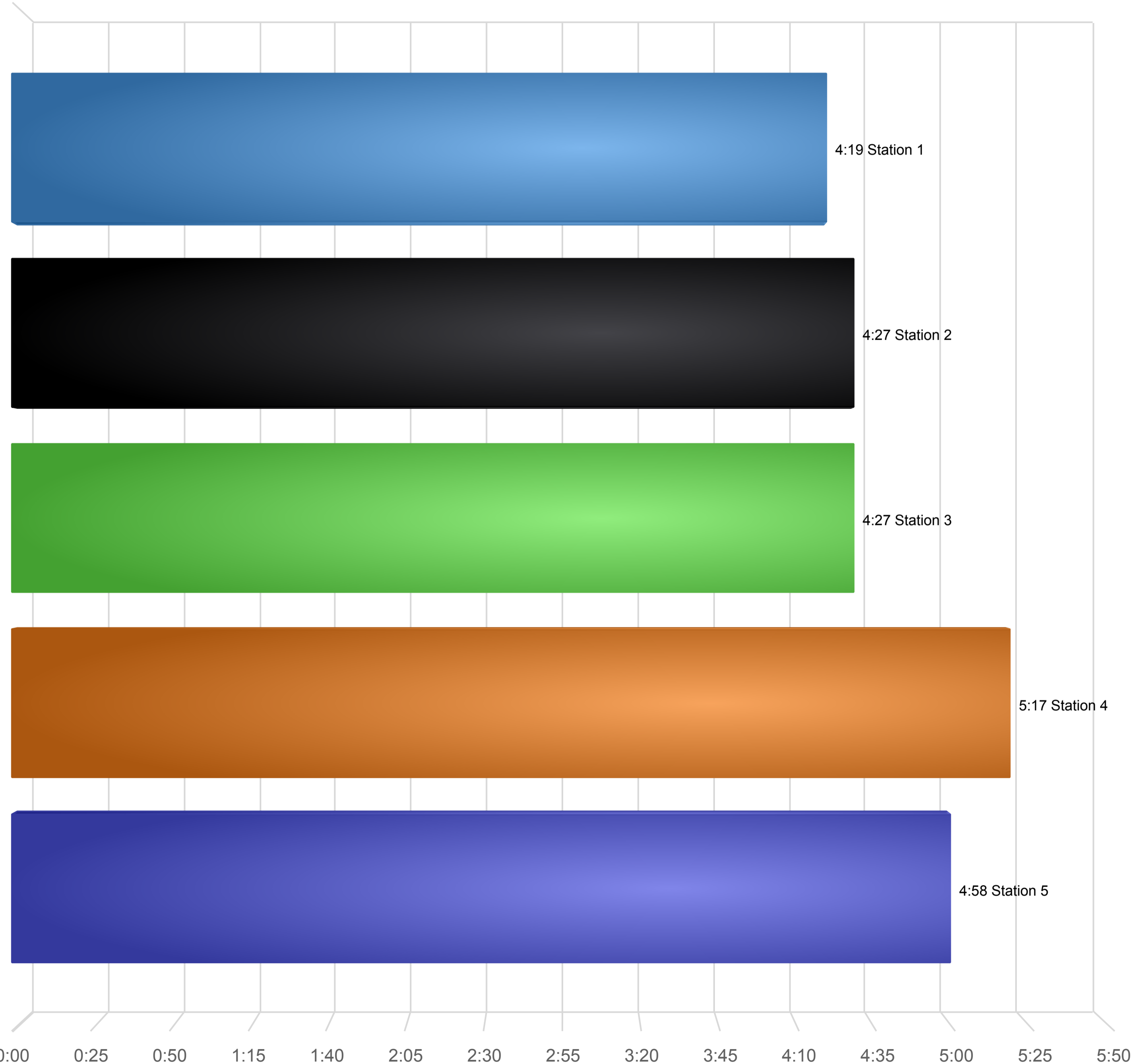
Total of Month: 4,389

# Average Response Time by Station

08/01/2024-08/31/2024

- Station 1
- Station 2
- Station 3
- Station 4
- Station 5

Response Time



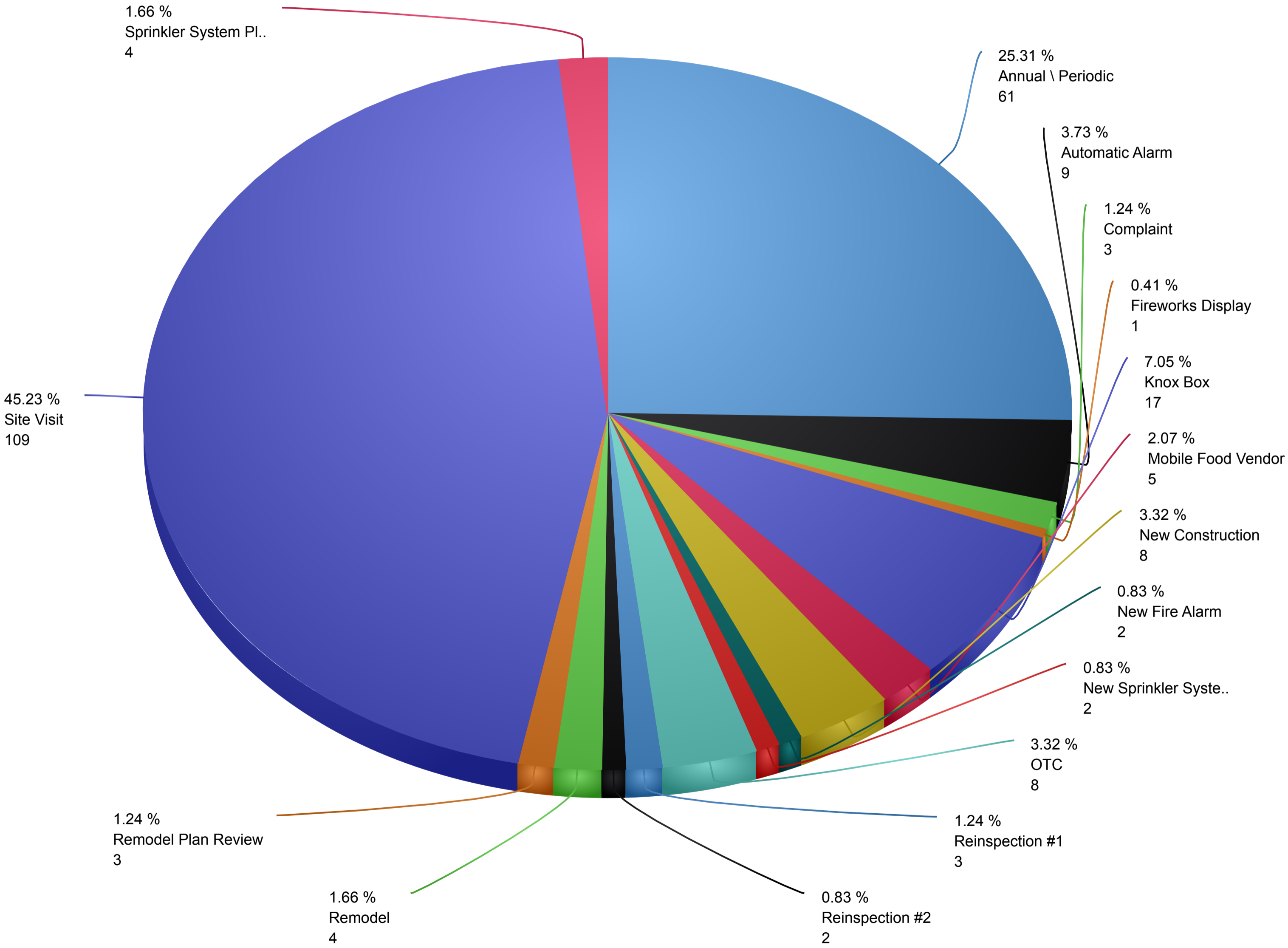
Total of Station: 4:33



# Inspection Visit History by Inspection Type

08/01/2024-08/31/2024

- Annual \ Periodic
- Automatic Alarm
- Complaint
- Fireworks Display
- Knox Box
- Mobile Food Vendor
- New Construction
- New Fire Alarm
- New Sprinkler System
- OTC
- Reinspection #1
- Reinspection #2
- Remodel
- Remodel Plan Review
- Site Visit
- Sprinkler System Plan Review



Total of Inspection Type: 241

# **Training Division Monthly Report**

## **August 2024**

### **Overview**

Recruit Class 2024-02 began on August 5<sup>th</sup> with 4 candidates enrolled. This class is being jointly delivered by Calhoun and Dalton Fire Departments with a total enrollment of 11 candidates. Monthly training included territory familiarization, core competency check-offs, special operations training, and company level drills chosen by company officers. Training hours during the month of August totaled 2,532.

### **Outside Schools**

Six personnel attended a 24-hour Fundamentals of Human Trafficking course co-sponsored by the City of Dalton and Hamilton Healthcare System hosted at the Dalton Convention Center.

Two suppression officers attended Fire Department Administrator at GPSTC and gained NPQ Fire Officer 3 certification.

Two personnel attended Fire Instructor 1 co-hosted by Calhoun and Dalton Fire Departments. These personnel subsequently gained instructor certification through the State of Georgia and the National Board on Fire Service Professional Qualifications.

Two aspiring members of the department's technical rescue team attended Confined Space Rescue Technician and gained NPQ certification in this discipline.

Six personnel attended "You Made the Grab...Now What?" which focuses on medical treatment of fire victims and downed firefighters once they have been removed from hazardous atmospheres.

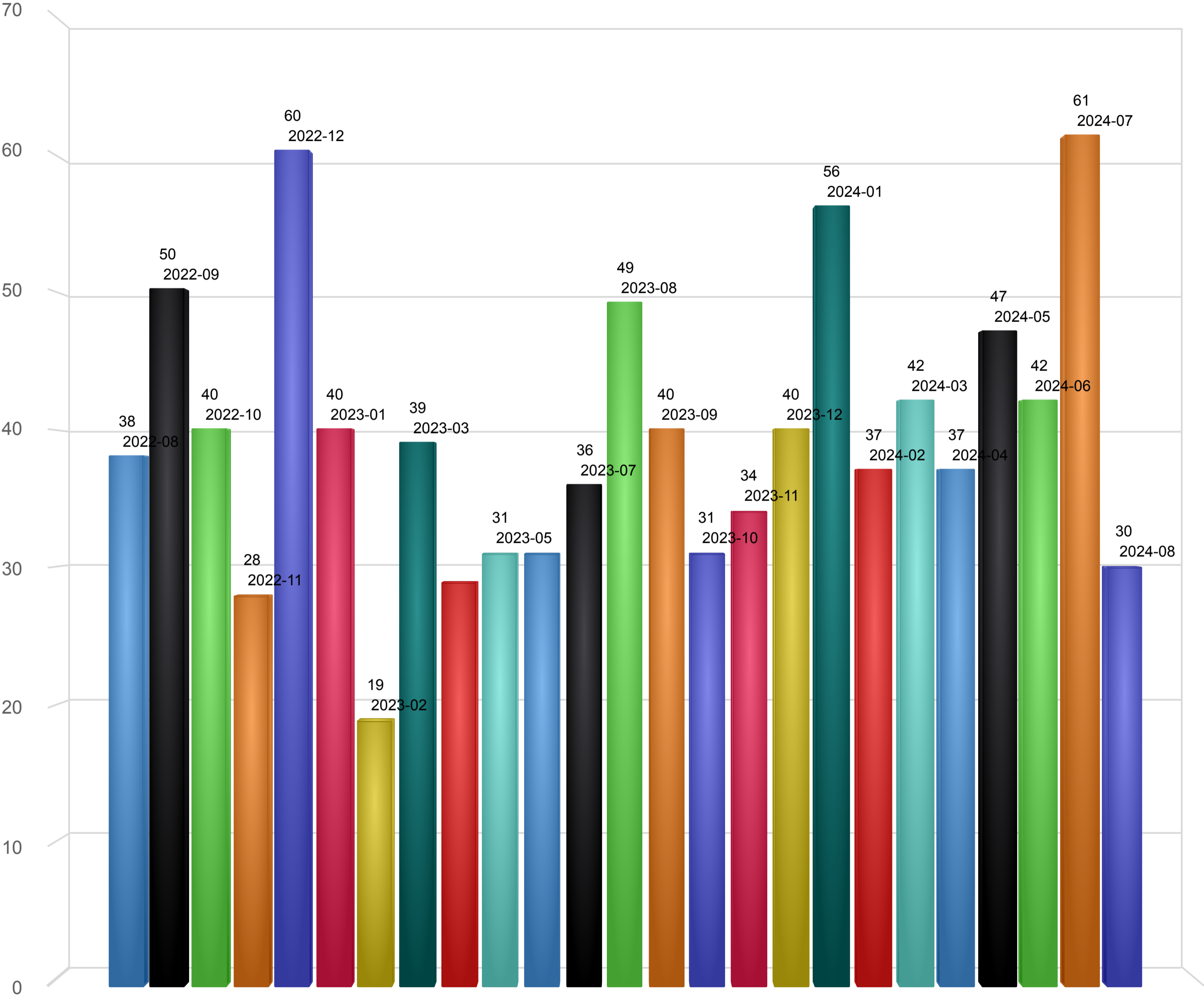
Four members of the department's technical rescue team attended swift water rescue technician refresher training at Six Flags Over Georgia delivered by the Metro Atlanta Technical Rescue Training Group.

All candidates enrolled in Recruit Class 2024-02 completed Georgia Fire Academy's Structural Fire Control course hosted at the City of Calhoun Fire Training Center.

# Fire Alarms by Year/Months

08/01/2022-08/31/2024

- 2022-08
- 2022-09
- 2022-10
- 2022-11
- 2022-12
- 2023-01
- 2023-02
- 2023-03
- 2023-04
- 2023-05
- 2023-06
- 2023-07
- 2023-08
- 2023-09
- 2023-10
- 2023-11
- 2023-12
- 2024-01
- 2024-02
- 2024-03
- 2024-04
- 2024-05
- 2024-06
- 2024-07
- 2024-08



Incident Count

Total of Month: 987





# Dalton Fire Department

404 School Street, Dalton, GA 30720

Phone: 706-278-7363

## Fire Alarm Analysis

Report Period: 08/2024

Incident Type	Hours	HrCost	Incidents	AppCost	Total Cost
745 Alarm system activation, no fire - unintentional	23.80	\$607.61	9	\$5,400.00	\$6,007.61
735 Alarm system sounded due to malfunction	16.67	\$425.59	5	\$3,000.00	\$3,425.59
743 Smoke detector activation, no fire - unintentional	16.89	\$431.20	9	\$5,400.00	\$5,831.20
733 Smoke detector activation due to malfunction	13.94	\$355.89	3	\$1,800.00	\$2,155.89
734 Heat Detector activation due to malfunction	7.45	\$190.20	1	\$600.00	\$790.20
740 Unintentional transmission of alarm, other	0.00	\$0.00	0	\$0.00	\$0.00
711 Municipal alarm system, malicious false alarm	0.00	\$0.00	0	\$0.00	\$0.00
741 Sprinkler activation, no fire - unintentional	1.05	\$26.81	1	\$600.00	\$626.81
746 Carbon monoxide detector activation, no CO	0.60	\$15.32	1	\$600.00	\$615.32
742 Extinguishing system activation	1.25	\$31.91	1	\$600.00	\$631.91
710 Malicious, mischievous false call, other	0.00	\$0.00	0	\$0.00	\$0.00
<b>Total</b>	<b>81.65</b>	<b>\$2,084.52</b>		<b>\$18,000.00</b>	<b>\$20,084.52</b>
<b>July Totals</b>	<b>143.93</b>	<b>\$3,674.53</b>		<b>\$36,000.00</b>	<b>\$39,674.53</b>

YEAR-TO-DATE BUDGET REPORT

08/31/2024

FOR 2024 08

ACCOUNTS FOR: 0010	GENERAL FUND - OPERATING	ORIGINAL APPROP	TRANFRS/ ADJSTMTS	REVISED BUDGET	YTD EXPENDED	ENCUMBRANCES	AVAILABLE BUDGET	PCT USED	
350000	511100	WAGES REG	6,607,000	-4,000	6,603,000	4,081,113.90	.00	2,521,886.10	61.8%
350000	511300	WAGES - OT	561,000	0	561,000	340,681.44	.00	220,318.56	60.7%
350000	512100	GROUP INS	1,014,000	-62,650	951,350	604,760.56	.00	346,589.44	63.6%
350000	512200	FICA & MED	551,000	0	551,000	332,530.64	.00	218,469.36	60.4%
350000	512401	RETDPC	469,000	-10,000	459,000	289,587.37	.00	169,412.63	63.1%
350000	512402	RET DBP	1,070,000	-75,000	995,000	575,380.93	.00	419,619.07	57.8%
350000	512403	RET STATE	29,000	0	29,000	18,075.00	.00	10,925.00	62.3%
350000	512700	WORKERS CO	120,000	0	120,000	80,000.00	.00	40,000.00	66.7%
350000	512900	OTHER EMPL	45,000	0	45,000	24,646.50	.00	20,353.50	54.8%
350000	512915	CLEANING A	50,000	0	50,000	3,163.49	.00	46,836.51	6.3%
350000	512950	FD CANCER	19,000	0	19,000	16,835.00	.00	2,165.00	88.6%
350000	521200	HAZM PROFESSION	16,000	0	16,000	.00	.00	16,000.00	.0%
350000	522140	LAWN CARE	5,000	155	5,155	5,152.00	.00	3.00	99.9%
350000	522210	BUILD R&M	60,000	0	60,000	40,299.17	.00	19,700.83	67.2%
350000	522220	EQ REPAIRS	24,000	0	24,000	12,745.96	726.92	10,527.12	56.1%
350000	522220	APPA MTN APP	100,000	100,000	200,000	152,512.12	.00	47,487.88	76.3%
350000	522320	RENT EQUIP	4,000	0	4,000	1,934.63	.00	2,065.37	48.4%
350000	523100	INSURANCE	37,000	59,500	96,500	96,496.00	.00	4.00	100.0%
350000	523200	COMMUNICAT	37,000	0	37,000	22,617.69	786.55	13,595.76	63.3%
350000	523500	TRAVEL	20,000	0	20,000	8,407.64	.00	11,592.36	42.0%
350000	523600	DUES	5,000	0	5,000	562.00	2,325.00	2,113.00	57.7%
350000	523630	RADIO SUBC	12,000	0	12,000	10,492.20	.00	1,507.80	87.4%
350000	523640	VEHICLE IM	1,000	0	1,000	800.00	.00	200.00	80.0%
350000	523700	TRAINING	28,000	0	28,000	18,060.08	.00	9,939.92	64.5%
350000	523900	OTHER PUR	0	400	400	378.65	.00	21.35	94.7%
350000	523920	SOFT LIC	19,000	275	19,275	18,596.75	.00	678.25	96.5%
350000	531100	SUP GENERA	25,000	-675	24,325	9,647.73	.00	14,677.27	39.7%
350000	531110	SUP OFFICE	4,000	0	4,000	2,680.53	.00	1,319.47	67.0%
350000	531120	UNIFORMS	150,000	0	150,000	138,194.98	1,352.00	10,453.02	93.0%
350000	531150	SUP GROUND	3,000	-155	2,845	349.06	.00	2,495.94	12.3%
350000	531200	UTILITIES	145,000	0	145,000	94,888.69	.00	50,111.31	65.4%
350000	531250	OIL	6,000	0	6,000	1,239.48	.00	4,760.52	20.7%
350000	531270	GASOLINE	17,000	0	17,000	7,473.93	.00	9,526.07	44.0%
350000	531275	DIESEL	63,000	0	63,000	31,672.78	.00	31,327.22	50.3%
350000	531300	MEALS FOOD	2,000	0	2,000	806.96	.00	1,193.04	40.3%
350000	531600	SMALL EQUI	30,000	0	30,000	11,725.08	.00	18,274.92	39.1%
350000	531700	OTHER SUPP	15,000	0	15,000	6,868.64	.00	8,131.36	45.8%
350000	531700	HAZM OTHER SUPP	12,000	0	12,000	9,559.15	.00	2,440.85	79.7%
350000	531700	SAFET OTHER SUPP	5,000	0	5,000	4,115.42	.00	884.58	82.3%
350000	542500	OTHER EQUI	4,000	0	4,000	.00	.00	4,000.00	.0%
TOTAL GENERAL FUND - OPERATING		11,384,000	7,850	11,391,850	7,075,052.15	5,190.47	4,311,607.38	62.2%	
TOTAL EXPENSES		11,384,000	7,850	11,391,850	7,075,052.15	5,190.47	4,311,607.38		