



Dalton Fire Department

404 School Street, Dalton, GA 30720

Phone: 706-278-7363

Detailed Selected Statistics and Management Activity

By Incident Type

Report Period: 06/01/23 - 06/30/23 23:59:59

CODE	DESCRIPTOR	FREQUENCY	FREQ. PERCENT	EXPs	AVG # SUPPR. PERS	AVG # EMS PERS	AVG # OTHER PERS	AVG # SUPPR. APPR.	AVG # EMS APPR.	AVG # OTHER APPR.	AVERAGE # MAN HOURS	TOTAL MAN HOURS	AVERAGE RESPONSE TIME (min)
118	Trash or rubbish fire, contained	1	0.32%	0	4	0	0	1	0.00	0	0.73	.733333	3.20
142	Brush or brush-and-grass mixture fire	2	0.64%	0	9	0	0.5	3	0.00	0.5	3.80	4.216666	5.66
151	Outside rubbish, trash or waste fire	1	0.32%	0	15	0	1	5	0.00	1	4.53	2.133333	4.50
154	Dumpster or other outside trash receptacle fire	1	0.32%	0	3	0	0	1	0.00	0	1.30	1.300000	4.65
311	Medical assist, assist EMS crew	205	65.29%	0	0	3.2	0.03	0	1.01	0.02	0.95	192.533320	4.68
322	Motor vehicle accident with injuries	18	5.73%	0	0.17	6.56	0.17	0.06	2.00	0.17	3.16	45.499997	3.81
324	Motor vehicle accident with no injuries.	8	2.55%	0	0.75	5.25	0.13	0.25	1.75	0.13	1.70	9.549998	3.72
331	Lock-in (if lock out , use 511)	1	0.32%	0	3	0	0	1	0.00	0	0.15	.150000	0.00
353	Removal of victim(s) from stalled elevator	1	0.32%	0	3	0	1	1	0.00	1	1.27	1.266666	6.25
400	Hazardous condition, other	1	0.32%	0	3	0	0	1	0.00	0	2.55	2.550000	5.23
412	Gas leak (natural gas or LPG)	2	0.64%	0	11	0	1	3.5	0.00	1	7.70	15.049998	3.86
424	Carbon monoxide incident	3	0.96%	0	7	1	0.67	2.33	0.33	0.67	6.11	11.116666	3.13
443	Breakdown of light ballast	1	0.32%	0	15	0	1	5	0.00	1	6.67	5.066666	5.22
444	Power line down	4	1.27%	0	3.25	0	0	1	0.00	0	1.72	6.500000	4.57

CODE	DESCRIPTOR	FREQUENCY	FREQ. PERCENT	EXPs	AVG # SUPPR. PERS	AVG # EMS PERS	AVG # OTHER PERS	AVG # SUPPR. APPR.	AVG # EMS APPR.	AVG # OTHER APPR.	AVERAGE # MAN HOURS	TOTAL MAN HOURS	AVERAGE RESPONSE TIME (min)
445	Arcing, shorted electrical equipment	1	0.32%	0	17	0	1	5	0.00	1	8.10	4.200000	3.83
460	Accident, potential accident, other	1	0.32%	0	3	0	0	1	0.00	0	1.90	1.900000	5.65
500	Service Call, other	2	0.64%	0	3	0	0	1	0.00	0	1.02	2.050000	4.83
510	Person in distress, other	1	0.32%	0	10	0	1	3	0.00	1	3.67	3.500000	5.17
553	Public service	4	1.27%	0	2.25	0.75	0.5	0.75	0.25	0.5	1.17	4.166666	3.67
554	Assist invalid	1	0.32%	0	0	3	0	0	1.00	0	1.40	1.400000	5.82
561	Unauthorized burning	3	0.96%	0	3.33	0	0	1	0.00	0	0.94	2.816666	5.14
600	Good intent call, other	1	0.32%	0	6	0	0	2	0.00	0	0.50	.500000	3.82
611	Dispatched & canceled en route	16	5.10%	0	2.81	2.38	0.38	0.88	0.75	0.25	0.29	5.166663	0.00
622	No incident found on arrival at dispatch address	3	0.96%	0	0	2.67	0	0	1.00	0	0.34	.933333	4.77
651	Smoke scare, odor of smoke	1	0.32%	0	15	0	1	5	0.00	1	3.20	2.450000	4.13
652	Steam, vapor, fog or dust thought to be smoke	1	0.32%	0	18	0	1	6	0.00	1	4.43	3.899999	5.45
671	HazMat release investigation w/no HazMat	1	0.32%	0	6	0	0	2	0.00	0	1.70	1.200000	4.60
731	Sprinkler activation due to malfunction	1	0.32%	0	12	0	2	4	0.00	1	9.33	7.233333	3.30
733	Smoke detector activation due to malfunction	1	0.32%	0	12	0	1	4	0.00	1	1.73	1.633333	3.25
735	Alarm system sounded due to malfunction	8	2.55%	0	11.38	0	0.88	3.5	0.00	0.88	6.18	38.749996	6.57
736	CO detector activation due to malfunction	1	0.32%	0	6	0	0	2	0.00	0	2.30	2.300000	8.28
741	Sprinkler activation, no fire - unintentional	1	0.32%	0	12	0	1	4	0.00	1	6.07	3.233333	4.55
743	Smoke detector activation, no fire - unintentional	5	1.59%	0	12.2	0	0.8	3.8	0.00	0.8	3.77	13.149997	3.04

CODE	DESCRIPTOR	FREQUENCY	FREQ. PERCENT	EXPs	AVG # SUPPR. PERS	AVG # EMS PERS	AVG # OTHER PERS	AVG # SUPPR. APPR.	AVG # EMS APPR.	AVG # OTHER APPR.	AVERAGE # MAN HOURS	TOTAL MAN HOURS	AVERAGE RESPONSE TIME (min)
744	Detector activation, no fire - unintentional	1	0.32%	0	13	0	1	4	0.00	1	11.20	11.200000	2.72
745	Alarm system activation, no fire - unintentional	11	3.50%	0	12.45	0	1.18	3.91	0.00	1	4.05	35.516661	4.52
Totals		314	100%	0	1.97	2.77	0.19	0.62	0.88	0.17	1.64	444.87	4.35
Mutual Aid Given Incidents		13											



Dalton Fire Department

404 School Street, Dalton, GA 30720

Phone: 706-278-7363

Response Summary by Station

Report Period: 06/01/23 - 06/30/23 23:59:59

Station	Responses	% Fire	% EMS	Other	Per Day
Station 1	121	1.65	69.42	28.93	4.17
Station 2	72	2.78	73.61	23.61	2.48
Station 3	61	1.64	78.69	19.67	2.1
Station 4	41	2.44	73.17	24.39	1.41
Station 5	34	0	70.59	29.41	1.17

Total 329



Dalton Fire Department

404 School Street, Dalton, GA 30720

Phone: 706-278-7363

Breakdown by Incident Type

Report Period: 06/01/23 - 06/30/23 23:59:59

Incident Type	Incidents	Exposures
311 Medical assist, assist EMS crew	207	0
322 Motor vehicle accident with injuries	20	0
611 Dispatched & canceled en route	19	0
745 Alarm system activation, no fire - unintentional	12	0
324 Motor vehicle accident with no injuries.	9	0
735 Alarm system sounded due to malfunction	8	0
743 Smoke detector activation, no fire - unintentional	5	0
444 Power line down	5	0
553 Public service	4	0
561 Unauthorized burning	4	0
622 No incident found on arrival at dispatch address	3	0
424 Carbon monoxide incident	3	0
142 Brush or brush-and-grass mixture fire	3	0
412 Gas leak (natural gas or LPG)	2	0
500 Service Call, other	2	0
733 Smoke detector activation due to malfunction	2	0
744 Detector activation, no fire - unintentional	1	0
651 Smoke scare, odor of smoke	1	0
652 Steam, vapor, fog or dust thought to be smoke	1	0
671 HazMat release investigation w/no HazMat	1	0
731 Sprinkler activation due to malfunction	1	0
600 Good intent call, other	1	0
736 CO detector activation due to malfunction	1	0
741 Sprinkler activation, no fire - unintentional	1	0

07/05/23 12:04:07

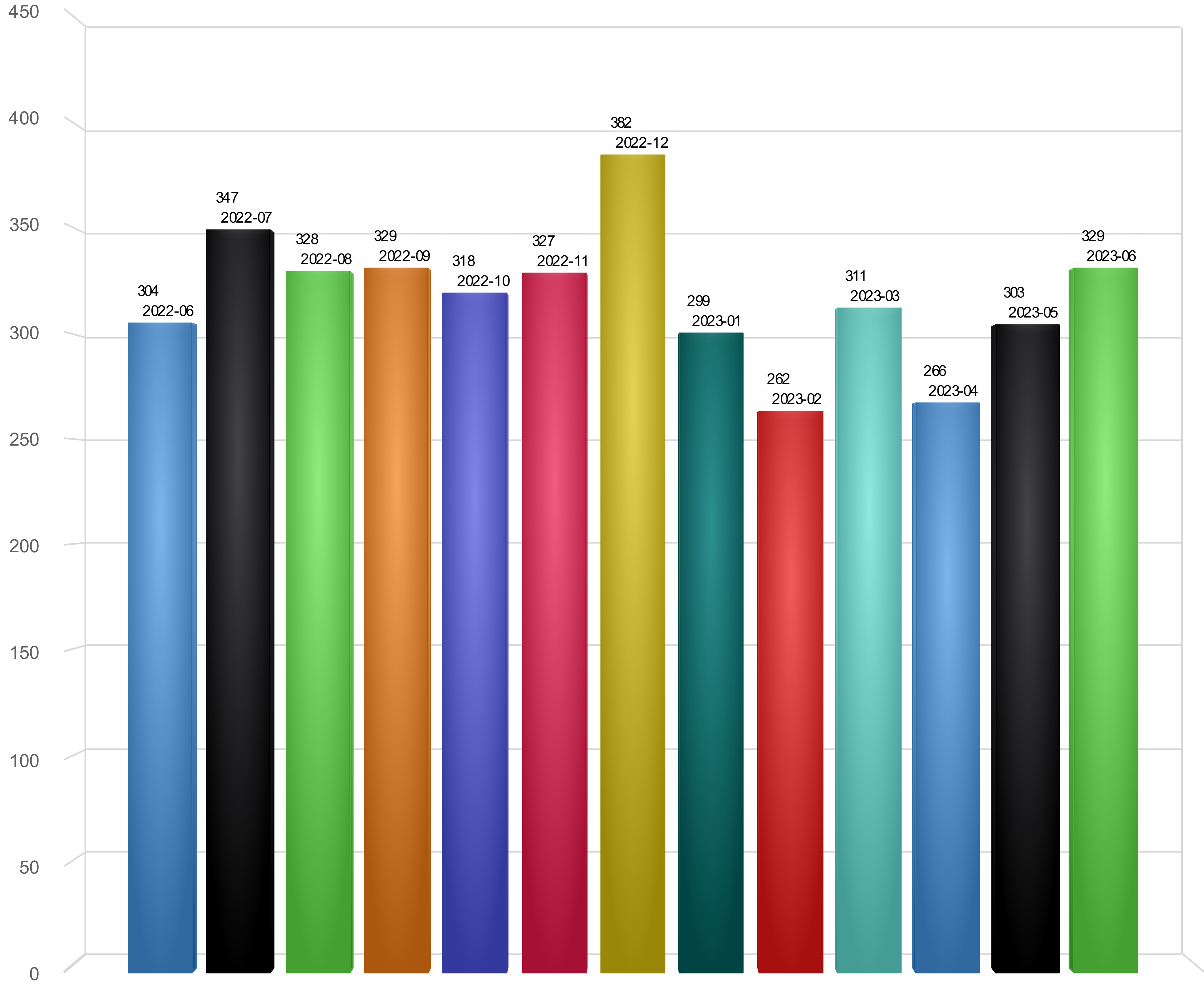
Incident Type	Incidents	Exposures
510 Person in distress, other	1	0
554 Assist invalid	1	0
440 Electrical wiring/equipment problem, other	1	0
443 Breakdown of light ballast	1	0
445 Arcing, shorted electrical equipment	1	0
460 Accident, potential accident, other	1	0
118 Trash or rubbish fire, contained	1	0
151 Outside rubbish, trash or waste fire	1	0
154 Dumpster or other outside trash receptacle fire	1	0
331 Lock-in (if lock out , use 511)	1	0
341 Search for person on land	1	0
353 Removal of victim(s) from stalled elevator	1	0
400 Hazardous condition, other	1	0

	Incidents	Exposures
Total	329	0

Incidents by Months

06/01/2022-06/30/2023

- 2022-06
- 2022-07
- 2022-08
- 2022-09
- 2022-10
- 2022-11
- 2022-12
- 2023-01
- 2023-02
- 2023-03
- 2023-04
- 2023-05
- 2023-06



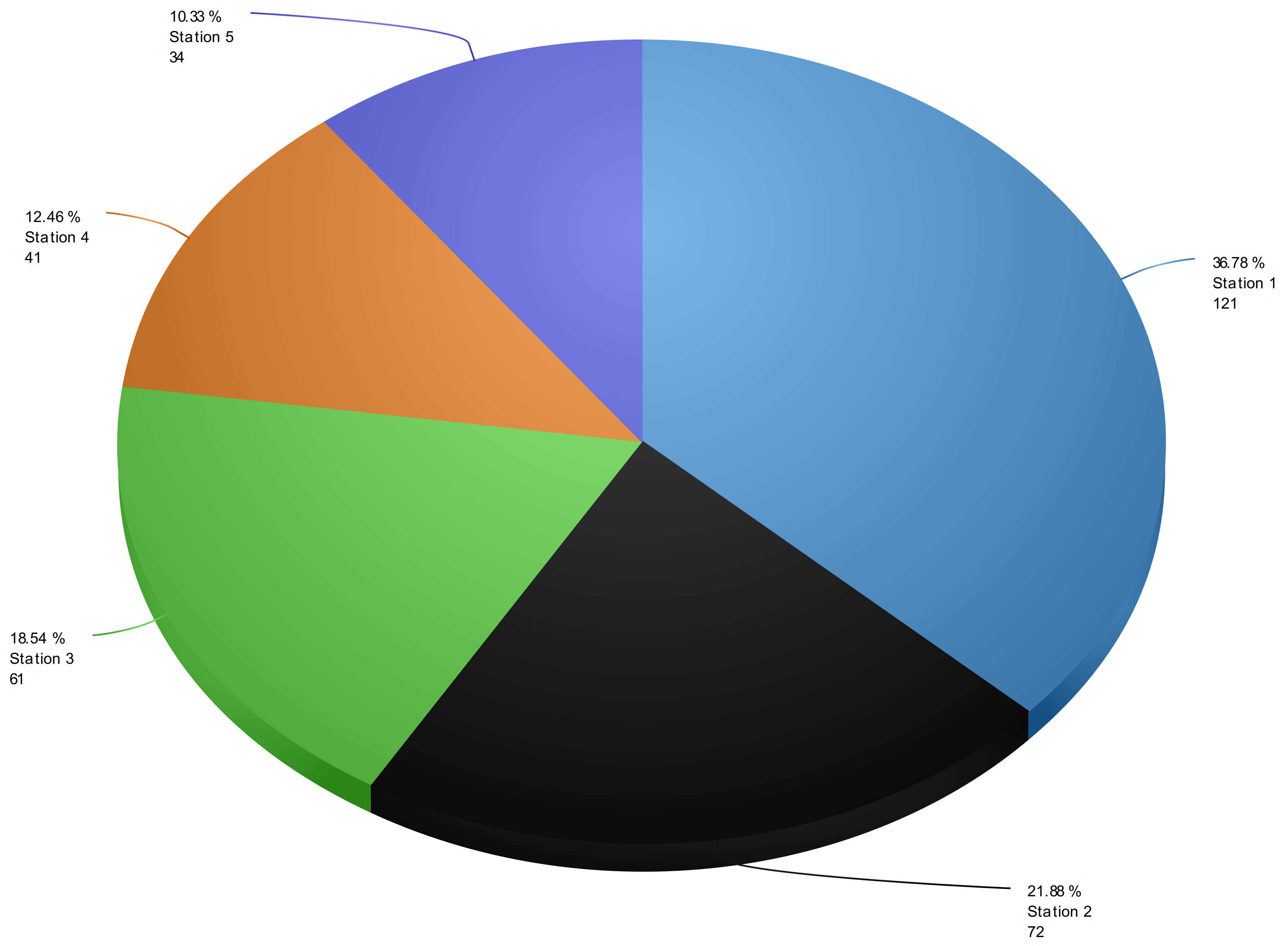
Incident Count

Total of Month: 4,105

Incidents by Stations

06/01/2023-06/30/2023

- Station 1
- Station 2
- Station 3
- Station 4
- Station 5

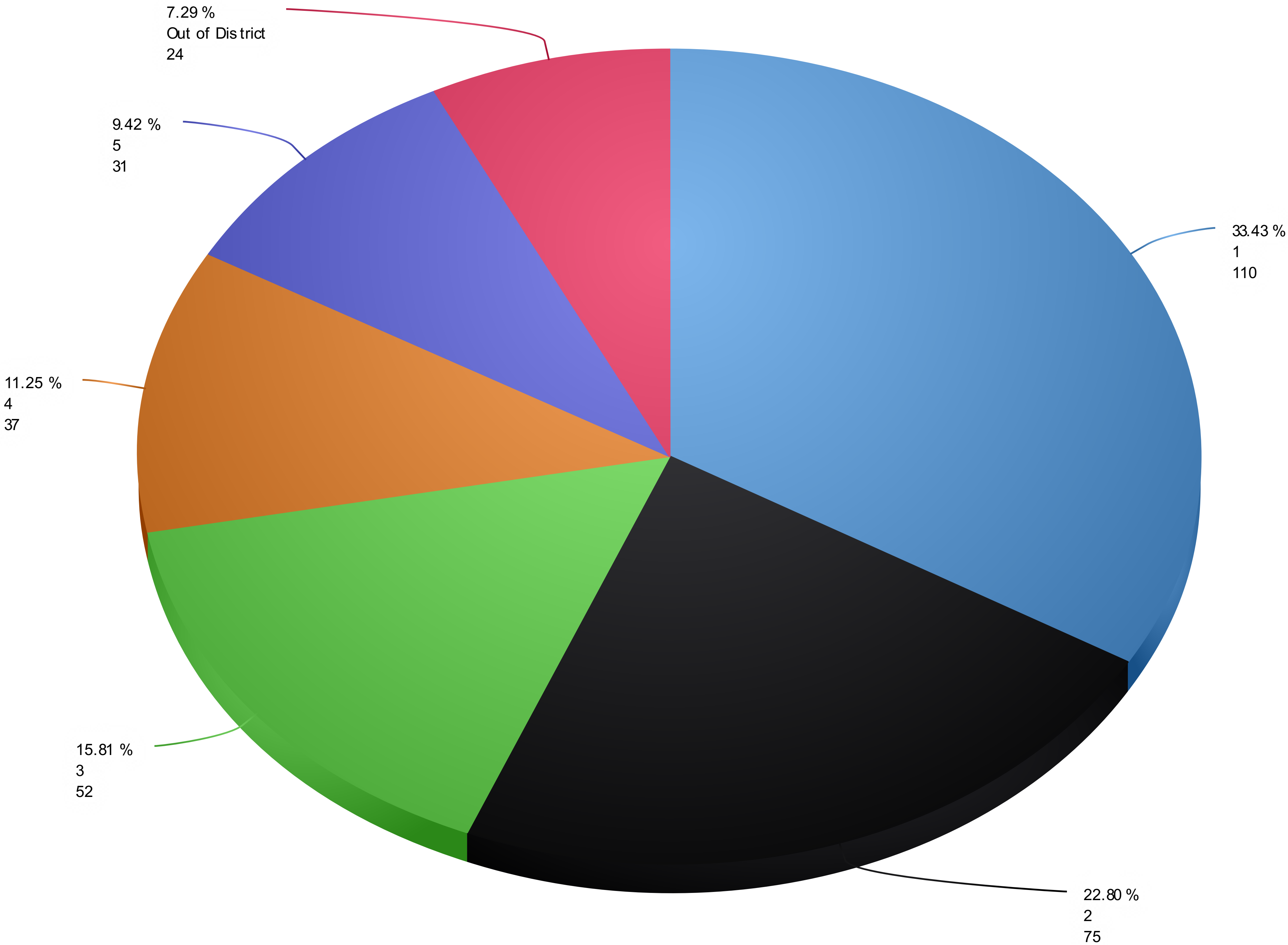


Total of Station: 329

Incidents by District

06/01/2023-06/30/2023

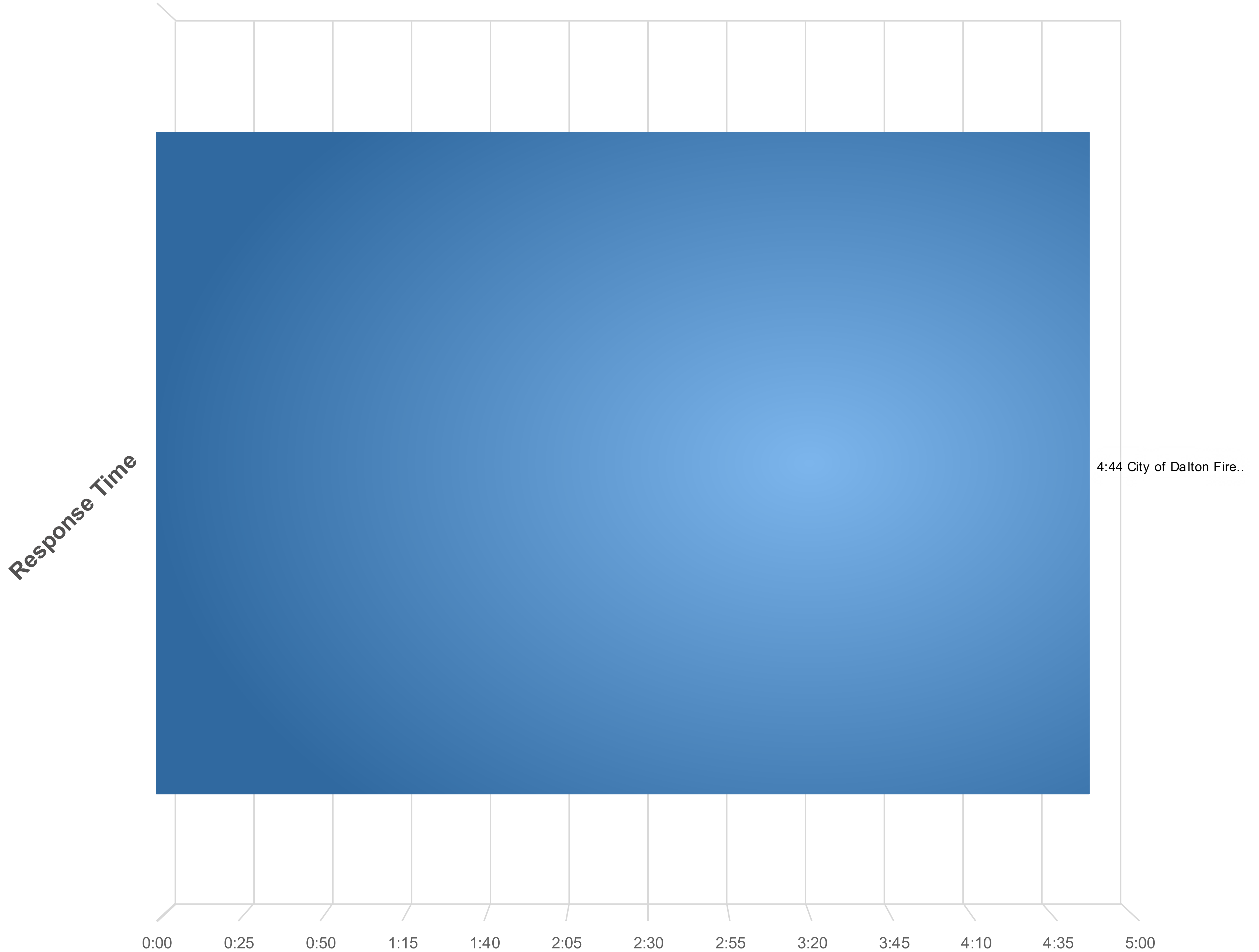
- 1
- 2
- 3
- 4
- 5
- Out of District



Total of District: 329

Department Average Response Time (Alarm-> First Unit Arrival)

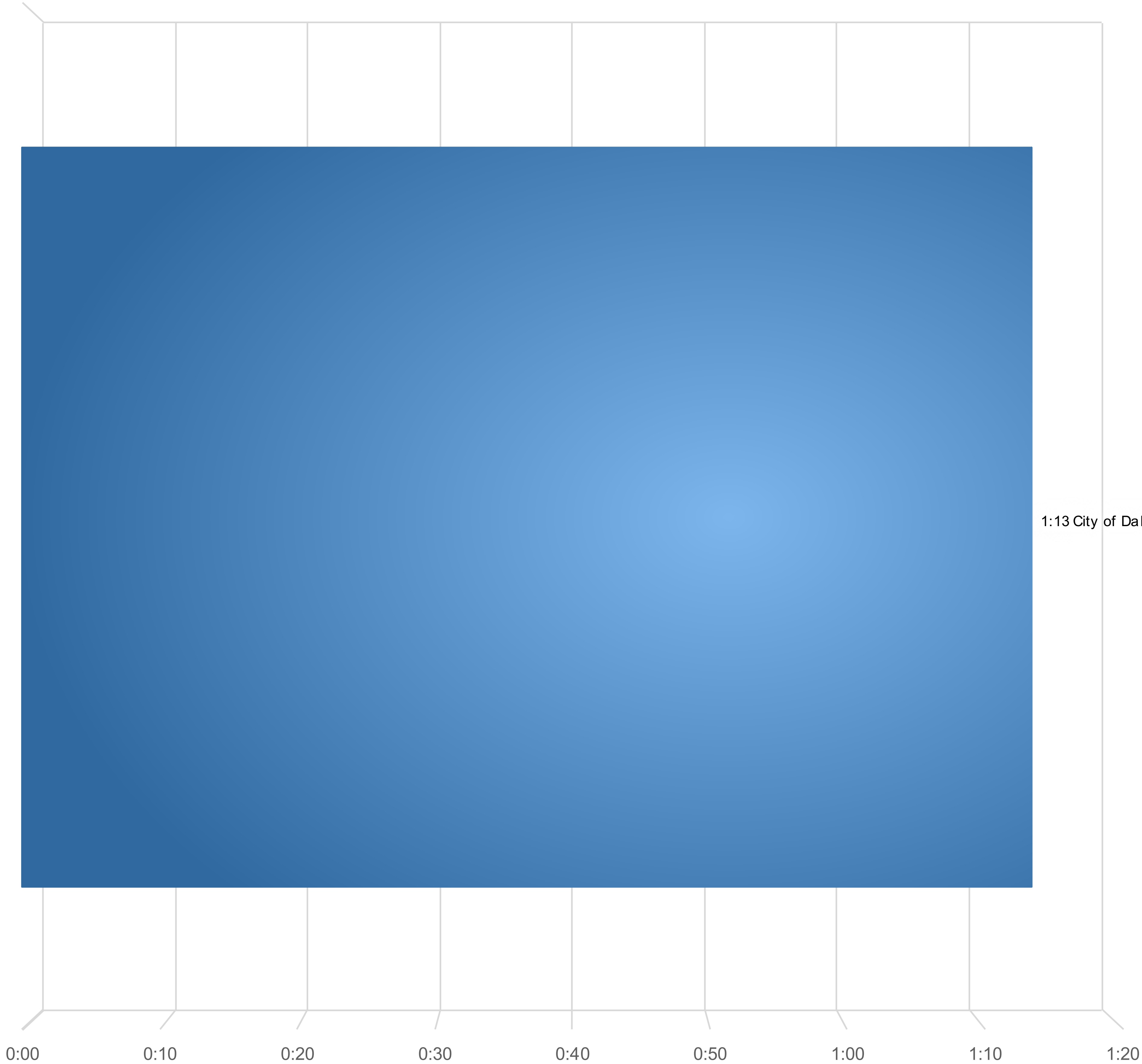
06/01/2023-06/30/2023



Department Average Turnout Time (Alarm-> First En Route)

06/01/2023-06/30/2023

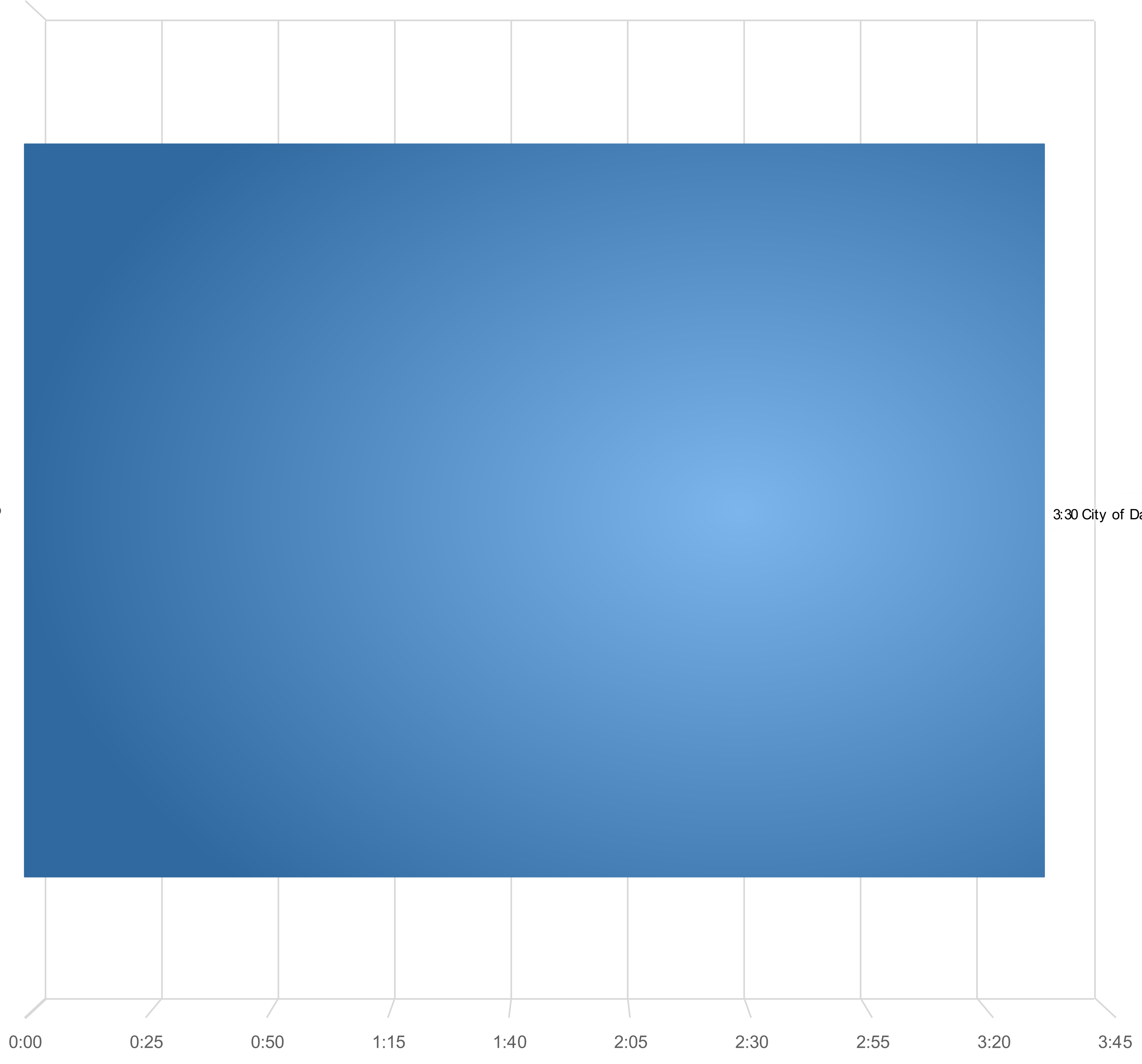
Turnout Time



Department Average Travel Time (First En Route -> First Unit Arrival)

06/01/2023-06/30/2023

Travel Time



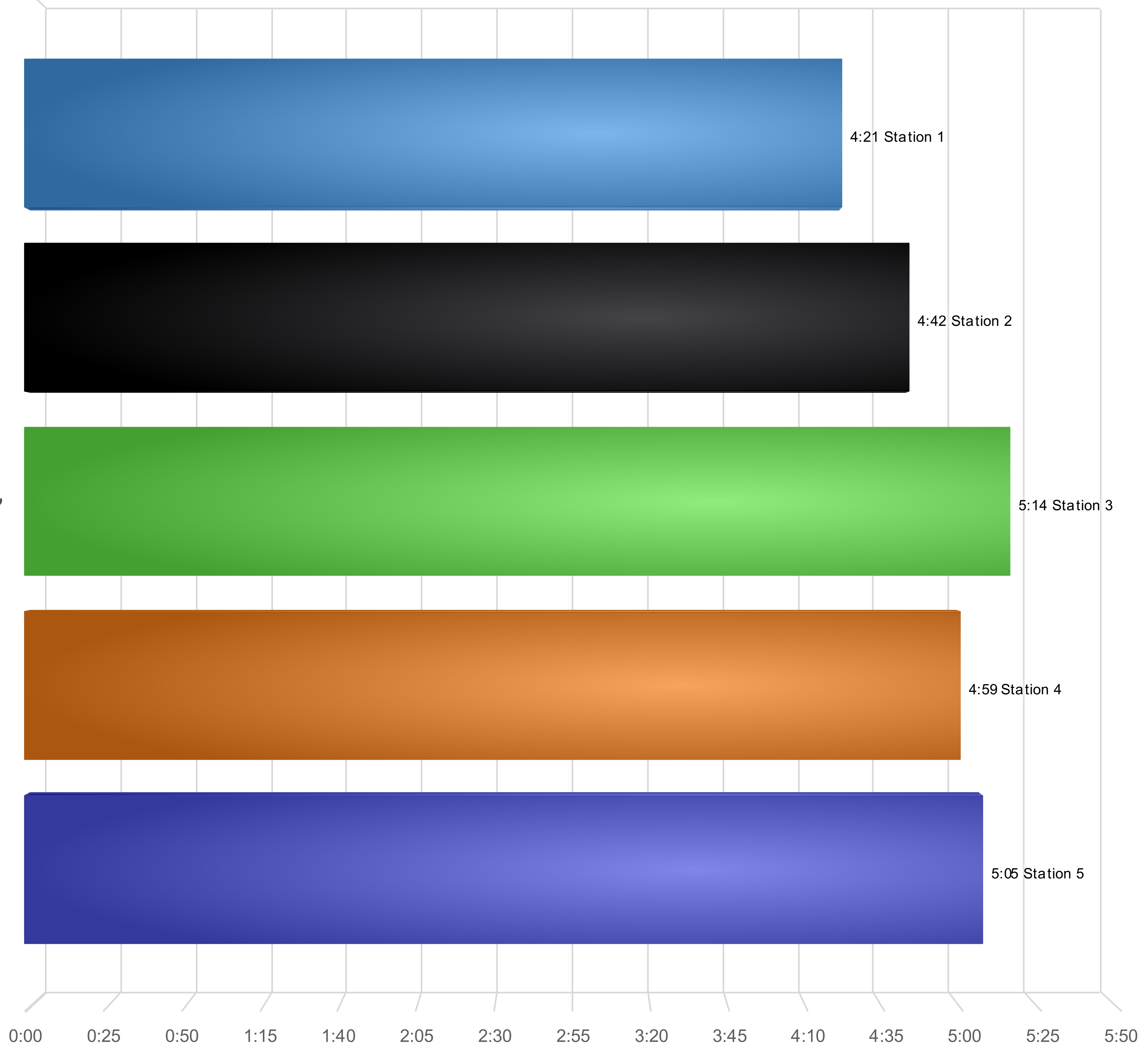
3:30 City of Dalton Fire..

Average Response Time by Station

06/01/2023-06/30/2023

- Station 1
- Station 2
- Station 3
- Station 4
- Station 5

Response Time



Total of Station: 4:44



Dalton Fire Department

404 School Street, Dalton, GA 30720

Phone: 706-278-7363

Staff Hours by Incident Type

Report Period: 06/01/23 - 06/30/23 23:59:59

Incident Type	Hours
311 Medical assist, assist EMS crew	194.98
322 Motor vehicle accident with injuries	47.34
735 Alarm system sounded due to malfunction	38.76
745 Alarm system activation, no fire - unintentional	36.93
412 Gas leak (natural gas or LPG)	15.05
743 Smoke detector activation, no fire - unintentional	13.16
744 Detector activation, no fire - unintentional	11.20
424 Carbon monoxide incident	11.12
324 Motor vehicle accident with no injuries.	10.25
444 Power line down	8.60
731 Sprinkler activation due to malfunction	7.23
611 Dispatched & canceled en route	6.69
443 Breakdown of light ballast	5.07
341 Search for person on land	5.05
142 Brush or brush-and-grass mixture fire	4.92
561 Unauthorized burning	4.87
445 Arcing, shorted electrical equipment	4.20
553 Public service	4.16
652 Steam, vapor, fog or dust thought to be smoke	3.90
510 Person in distress, other	3.50
741 Sprinkler activation, no fire - unintentional	3.23
400 Hazardous condition, other	2.55
651 Smoke scare, odor of smoke	2.45
733 Smoke detector activation due to malfunction	2.45

Incident Type	Hours
736 CO detector activation due to malfunction	2.30
151 Outside rubbish, trash or waste fire	2.13
500 Service Call, other	2.05
460 Accident, potential accident, other	1.90
554 Assist invalid	1.40
154 Dumpster or other outside trash receptacle fire	1.30
353 Removal of victim(s) from stalled elevator	1.27
440 Electrical wiring/equipment problem, other	1.20
671 HazMat release investigation w/no HazMat	1.20
622 No incident found on arrival at dispatch address	0.93
118 Trash or rubbish fire, contained	0.73
600 Good intent call, other	0.50
331 Lock-in (if lock out , use 511)	0.15

Total	464.72
--------------	---------------



Dalton Fire Department

404 School Street, Dalton, GA 30720

Phone: 706-278-7363

Injuries and Property Loss

(Dates: 06/01/23 - 06/30/23 23:59:59)

CODE	DESCRIPTOR	FREQ	FREQ %	EXPs	CIV DTHS	CIV DTHS	CIV INJ	CIV INJS	FF DTHS	FF DTHS	FF INJ	FF INJS	PROP LOSS	PROP LOSS	CONT LOSS	CONT LOSS	TOTAL LOSS	TOTAL LOSS %
118	Trash or rubbish fire, contained	1	0.32%	0	0	0.00%	0	0.00%	0	0.00%	0	0.00%	0	0.00%	0	0.00%	0	0.00%
142	Brush or brush-and-grass mixture fire	2	0.64%	0	0	0.00%	0	0.00%	0	0.00%	0	0.00%	0	0.00%	0	0.00%	0	0.00%
151	Outside rubbish, trash or waste fire	1	0.32%	0	0	0.00%	0	0.00%	0	0.00%	0	0.00%	1	100.00 %	0	0.00%	1	100.00%
154	Dumpster or other outside trash receptacle fire	1	0.32%	0	0	0.00%	0	0.00%	0	0.00%	0	0.00%	0	0.00%	0	0.00%	0	0.00%
311	Medical assist, assist EMS crew	205	65.29%	0	0	0.00%	0	0.00%	0	0.00%	0	0.00%	0	0.00%	0	0.00%	0	0.00%
322	Motor vehicle accident with injuries	18	5.73%	0	0	0.00%	0	0.00%	0	0.00%	0	0.00%	0	0.00%	0	0.00%	0	0.00%
324	Motor vehicle accident with no injuries.	8	2.55%	0	0	0.00%	0	0.00%	0	0.00%	0	0.00%	0	0.00%	0	0.00%	0	0.00%
331	Lock-in (if lock out , use 511)	1	0.32%	0	0	0.00%	0	0.00%	0	0.00%	0	0.00%	0	0.00%	0	0.00%	0	0.00%
341	Search for person on land	0	0.00%	0	0	0.00%	0	0.00%	0	0.00%	0	0.00%	0	0.00%	0	0.00%	0	0.00%

CODE	DESCRIPTOR	FREQ	FREQ %	EXPs	CIV DTHS	CIV DTHS	CIV INJ	CIV INJS	FF DTHS	FF DTHS	FF INJ	FF INJS	PROP LOSS	PROP LOSS	CONT LOSS	CONT LOSS	TOTAL LOSS	TOTAL LOSS %
353	Removal of victim(s) from stalled elevator	1	0.32%	0	0	0.00%	0	0.00%	0	0.00%	0	0.00%	0	0.00%	0	0.00%	0	0.00%
400	Hazardous condition, other	1	0.32%	0	0	0.00%	0	0.00%	0	0.00%	0	0.00%	0	0.00%	0	0.00%	0	0.00%
412	Gas leak (natural gas or LPG)	2	0.64%	0	0	0.00%	0	0.00%	0	0.00%	0	0.00%	0	0.00%	0	0.00%	0	0.00%
424	Carbon monoxide incident	3	0.96%	0	0	0.00%	0	0.00%	0	0.00%	0	0.00%	0	0.00%	0	0.00%	0	0.00%
440	Electrical wiring/equipment problem, other	0	0.00%	0	0	0.00%	0	0.00%	0	0.00%	0	0.00%	0	0.00%	0	0.00%	0	0.00%
443	Breakdown of light ballast	1	0.32%	0	0	0.00%	0	0.00%	0	0.00%	0	0.00%	0	0.00%	0	0.00%	0	0.00%
444	Power line down	4	1.27%	0	0	0.00%	0	0.00%	0	0.00%	0	0.00%	0	0.00%	0	0.00%	0	0.00%
445	Arcing, shorted electrical equipment	1	0.32%	0	0	0.00%	0	0.00%	0	0.00%	0	0.00%	0	0.00%	0	0.00%	0	0.00%
460	Accident, potential accident, other	1	0.32%	0	0	0.00%	0	0.00%	0	0.00%	0	0.00%	0	0.00%	0	0.00%	0	0.00%
500	Service Call, other	2	0.64%	0	0	0.00%	0	0.00%	0	0.00%	0	0.00%	0	0.00%	0	0.00%	0	0.00%
510	Person in distress, other	1	0.32%	0	0	0.00%	0	0.00%	0	0.00%	0	0.00%	0	0.00%	0	0.00%	0	0.00%
553	Public service	4	1.27%	0	0	0.00%	0	0.00%	0	0.00%	0	0.00%	0	0.00%	0	0.00%	0	0.00%

CODE	DESCRIPTOR	FREQ	FREQ %	EXPs	CIV DTHS	CIV DTHS	CIV INJ	CIV INJS	FF DTHS	FF DTHS	FF INJ	FF INJS	PROP LOSS	PROP LOSS	CONT LOSS	CONT LOSS	TOTAL LOSS	TOTAL LOSS %
554	Assist invalid	1	0.32%	0	0	0.00%	0	0.00%	0	0.00%	0	0.00%	0	0.00%	0	0.00%	0	0.00%
561	Unauthorized burning	3	0.96%	0	0	0.00%	0	0.00%	0	0.00%	0	0.00%	0	0.00%	0	0.00%	0	0.00%
600	Good intent call, other	1	0.32%	0	0	0.00%	0	0.00%	0	0.00%	0	0.00%	0	0.00%	0	0.00%	0	0.00%
611	Dispatched & canceled en route	16	5.10%	0	0	0.00%	0	0.00%	0	0.00%	0	0.00%	0	0.00%	0	0.00%	0	0.00%
622	No incident found on arrival at dispatch address	3	0.96%	0	0	0.00%	0	0.00%	0	0.00%	0	0.00%	0	0.00%	0	0.00%	0	0.00%
651	Smoke scare, odor of smoke	1	0.32%	0	0	0.00%	0	0.00%	0	0.00%	0	0.00%	0	0.00%	0	0.00%	0	0.00%
652	Steam, vapor, fog or dust thought to be smoke	1	0.32%	0	0	0.00%	0	0.00%	0	0.00%	0	0.00%	0	0.00%	0	0.00%	0	0.00%
671	HazMat release investigation w/no HazMat	1	0.32%	0	0	0.00%	0	0.00%	0	0.00%	0	0.00%	0	0.00%	0	0.00%	0	0.00%
731	Sprinkler activation due to malfunction	1	0.32%	0	0	0.00%	0	0.00%	0	0.00%	0	0.00%	0	0.00%	0	0.00%	0	0.00%
733	Smoke detector activation due to malfunction	1	0.32%	0	0	0.00%	0	0.00%	0	0.00%	0	0.00%	0	0.00%	0	0.00%	0	0.00%
735	Alarm system sounded due to malfunction	8	2.55%	0	0	0.00%	0	0.00%	0	0.00%	0	0.00%	0	0.00%	0	0.00%	0	0.00%
736	CO detector activation due to malfunction	1	0.32%	0	0	0.00%	0	0.00%	0	0.00%	0	0.00%	0	0.00%	0	0.00%	0	0.00%

CODE	DESCRIPTOR	FREQ	FREQ %	EXPs	CIV DTHS	CIV DTHS	CIV INJ	CIV INJS	FF DTHS	FF DTHS	FF INJ	FF INJS	PROP LOSS	PROP LOSS	CONT LOSS	CONT LOSS	TOTAL LOSS	TOTAL LOSS %
741	Sprinkler activation, no fire - unintentional	1	0.32%	0	0	0.00%	0	0.00%	0	0.00%	0	0.00%	0	0.00%	0	0.00%	0	0.00%
743	Smoke detector activation, no fire - unintentional	5	1.59%	0	0	0.00%	0	0.00%	0	0.00%	0	0.00%	0	0.00%	0	0.00%	0	0.00%
744	Detector activation, no fire - unintentional	1	0.32%	0	0	0.00%	0	0.00%	0	0.00%	0	0.00%	0	0.00%	0	0.00%	0	0.00%
745	Alarm system activation, no fire - unintentional	11	3.50%	0	0	0.00%	0	0.00%	0	0.00%	0	0.00%	0	0.00%	0	0.00%	0	0.00%
Totals		314	100%	0	0	100%	0	100%	0	100%	0	100%	1	100%	0	100%	1	100%
Mutual Aid Given Incidents		15																

Training Division Monthly Report

June 2023

Overview

The department co-hosted a course on emergency burn care presented by Joseph M. Still Burn Centers in conjunction with Burn and Reconstructive Centers of America. Two of the department's SCBA maintenance technicians delivered a Scott SCBA Level 1 Technician course to 30 additional DFD personnel. Monthly training included territory familiarization, core competency check-offs, special operations training, and company level drills chosen by company officers. Training hours during the month of June totaled 2,213.

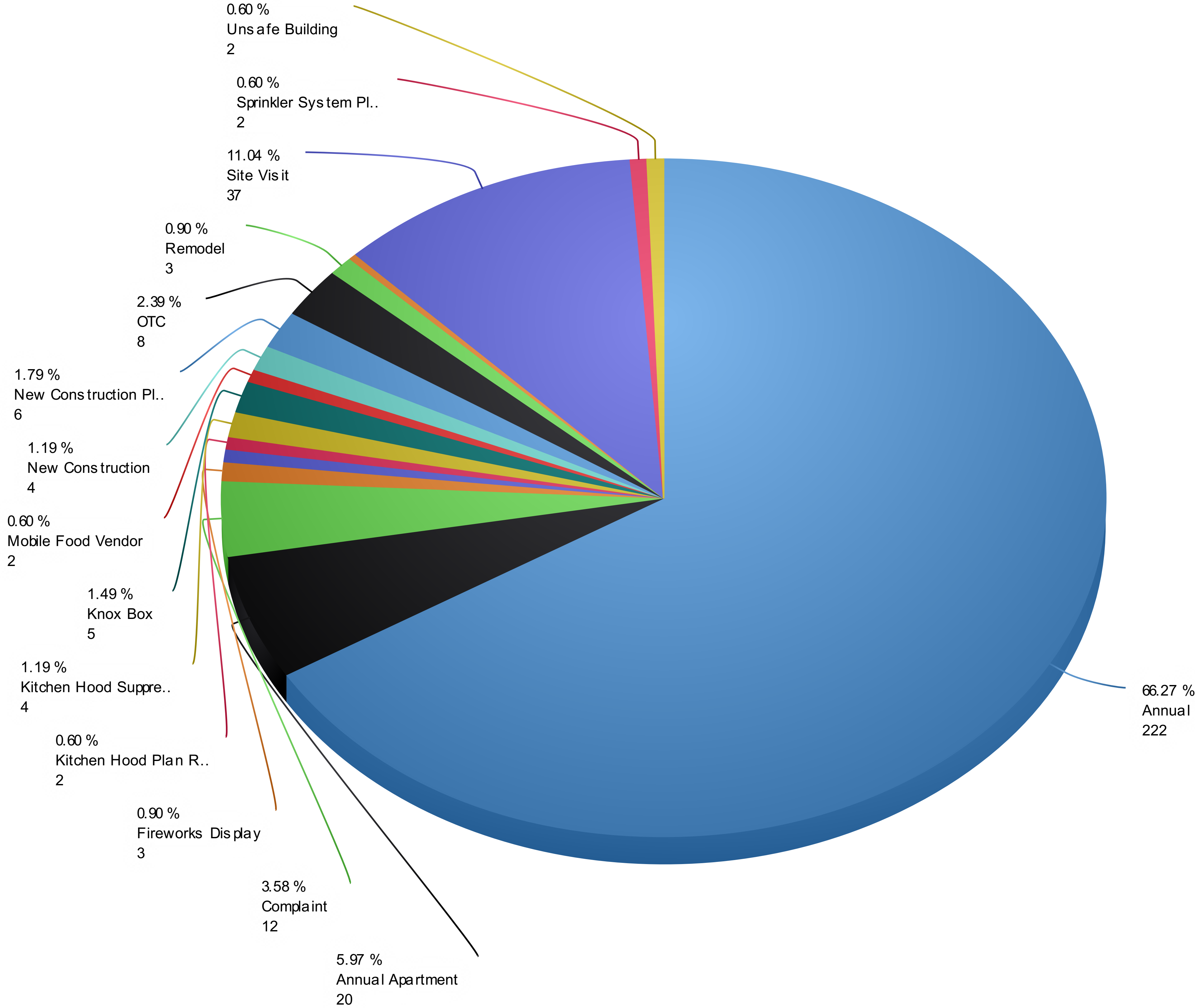
Outside Schools

3 of the department's hazardous materials technicians attended the 2023 IAFC Hazardous Materials Conference in Baltimore, MD

Inspection Visit History by Inspection Type

06/01/2023-06/30/2023

- Annual
- Annual Apartment
- Complaint
- Fireworks Display
- Kitchen Hood Installation
- Kitchen Hood Plan Review
- Kitchen Hood Suppression System Plan Review
- Knox Box
- Mobile Food Vendor
- New Construction
- New Construction Plan Review
- OTC
- Remodel
- Site Plan Review
- Site Visit
- Sprinkler System Plan Review
- Unsafe Building



Total of Inspection Type: 335