



Dalton Fire Department

404 School Street, Dalton, GA 30720

Phone: 706-278-7363

Detailed Selected Statistics and Management Activity

By Incident Type

Report Period: 07/01/23 - 07/31/23 23:59:59

CODE	DESCRIPTOR	FREQUENCY	FREQ. PERCENT	EXPs	AVG # SUPPR. PERS	AVG # EMS PERS	AVG # OTHER PERS	AVG # SUPPR. APPR.	AVG # EMS APPR.	AVG # OTHER APPR.	AVERAGE # MAN HOURS	TOTAL MAN HOURS	AVERAGE RESPONSE TIME (min)
		1	0.29%	0	0	0	0	0	0.00	0	0.05		0.00
111	Building fire	4	1.15%	0	16	0	1	5	0.00	1	21.89	62.349996	3.73
131	Passenger vehicle fire	4	1.15%	0	6	0	0.25	2	0.00	0.25	3.07	6.783333	4.13
142	Brush or brush-and-grass mixture fire	1	0.29%	0	3	0	0	1	0.00	0	0.55	.550000	3.65
151	Outside rubbish, trash or waste fire	4	1.15%	0	9.5	0	0.5	3	0.00	0.5	4.29	11.549998	4.47
154	Dumpster or other outside trash receptacle fire	1	0.29%	0	15	0	1	5	0.00	1	4.27	1.233333	3.40
311	Medical assist, assist EMS crew	209	59.89%	0	0	3.25	0.02	0	1.02	0.01	1.01	211.116649	4.62
322	Motor vehicle accident with injuries	9	2.58%	0	0.44	5.44	0	0.11	1.78	0	3.02	19.183332	4.07
324	Motor vehicle accident with no injuries.	5	1.43%	0	0	5.8	0	0	1.80	0	1.18	3.883332	4.34
411	Gasoline or other flammable liquid spill	1	0.29%	0	3	0	0	1	0.00	0	0.70	.700000	0.00
441	Heat from short circuit (wiring), defective/worn	1	0.29%	0	9	0	1	3	0.00	1	3.83	2.933333	2.33
443	Breakdown of light ballast	1	0.29%	0	15	0	1	5	0.00	1	2.93	2.583333	4.40
444	Power line down	10	2.87%	0	3.1	0	0.1	1	0.00	0.1	1.15	12.233333	4.62

CODE	DESCRIPTOR	FREQUENCY	FREQ. PERCENT	EXPS	AVG # SUPPR. PERS	AVG # EMS PERS	AVG # OTHER PERS	AVG # SUPPR. APPR.	AVG # EMS APPR.	AVG # OTHER APPR.	AVERAGE # MAN HOURS	TOTAL MAN HOURS	AVERAGE RESPONSE TIME (min)
445	Arcing, shorted electrical equipment	2	0.57%	0	15	0	1	5	0.00	1	8.13	8.349999	3.46
461	Building or structure weakened or collapsed	1	0.29%	0	6	0	1	2	0.00	1	1.63	1.583333	3.93
500	Service Call, other	4	1.15%	0	2.75	0.75	0	0.75	0.25	0	0.87	3.333333	2.50
522	Water or steam leak	1	0.29%	0	3	0	0	1	0.00	0	1.50	1.500000	4.98
551	Assist police or other governmental agency	2	0.57%	0	6.5	0	0.5	2	0.00	0.5	2.16	3.716666	4.00
611	Dispatched & canceled en route	33	9.46%	0	2.79	2.58	0.3	0.88	0.82	0.24	0.48	12.316662	0.00
622	No incident found on arrival at dispatch address	18	5.16%	0	2.67	2.83	0.28	0.83	0.89	0.28	0.97	14.699996	4.55
651	Smoke scare, odor of smoke	3	0.86%	0	11.33	0	0.67	3.67	0.00	0.67	6.07	9.816665	5.43
715	Local alarm system, malicious false alarm	1	0.29%	0	9	0	1	3	0.00	1	4.67	3.766666	4.50
733	Smoke detector activation due to malfunction	3	0.86%	0	12.33	0	1	4	0.00	1	6.44	12.333332	4.53
735	Alarm system sounded due to malfunction	8	2.29%	0	12.13	0	0.88	3.88	0.00	0.88	4.82	28.249996	4.55
740	Unintentional transmission of alarm, other	1	0.29%	0	16	0	1	5	0.00	1	2.83	2.066666	4.87
741	Sprinkler activation, no fire - unintentional	1	0.29%	0	4	0	1	1	0.00	1	2.17	1.999999	4.08
743	Smoke detector activation, no fire - unintentional	5	1.43%	0	12.2	0	1	4	0.00	1	3.52	13.283331	4.97
744	Detector activation, no fire - unintentional	1	0.29%	0	13	0	1	4	0.00	1	9.57	4.616666	5.47
745	Alarm system activation, no fire - unintentional	12	3.44%	0	12.92	0	1	4.08	0.00	0.83	4.08	33.116661	4.85
746	Carbon monoxide detector activation, no CO	2	0.57%	0	6	0	0	2	0.00	0	1.75	3.500000	5.97
Totals		349	100%	0	2.43	2.57	0.19	0.77	0.81	0.17	1.75	493.35	4.09
Mutual Aid Given Incidents		21											



Dalton Fire Department

404 School Street, Dalton, GA 30720

Phone: 706-278-7363

Response Summary by Station

Report Period: 07/01/23 - 07/31/23 23:59:59

Station	Responses	% Fire	% EMS	Other	Per Day
Station 1	153	4.58	66.01	29.41	5.1
Station 2	73	10.96	50.68	38.36	2.43
Station 3	64	4.69	62.5	32.81	2.13
Station 4	57	1.75	57.89	40.35	1.9
Station 5	27	3.7	62.96	33.33	0.9

Total 374



Dalton Fire Department

404 School Street, Dalton, GA 30720

Phone: 706-278-7363

Breakdown by Incident Type

Report Period: 07/01/23 - 07/31/23 23:59:59

Incident Type	Incidents	Exposures
311 Medical assist, assist EMS crew	211	0
611 Dispatched & canceled en route	37	0
622 No incident found on arrival at dispatch address	21	0
745 Alarm system activation, no fire - unintentional	12	0
322 Motor vehicle accident with injuries	12	0
444 Power line down	12	0
735 Alarm system sounded due to malfunction	9	0
651 Smoke scare, odor of smoke	5	0
743 Smoke detector activation, no fire - unintentional	5	0
151 Outside rubbish, trash or waste fire	5	0
324 Motor vehicle accident with no injuries.	5	0
111 Building fire	5	0
131 Passenger vehicle fire	5	0
500 Service Call, other	4	0
733 Smoke detector activation due to malfunction	3	0
741 Sprinkler activation, no fire - unintentional	2	0
746 Carbon monoxide detector activation, no CO	2	0
551 Assist police or other governmental agency	2	0
154 Dumpster or other outside trash receptacle fire	2	0
445 Arcing, shorted electrical equipment	2	0
461 Building or structure weakened or collapsed	1	0
600 Good intent call, other	1	0
522 Water or steam leak	1	0
141 Forest, woods or wildland fire	1	0

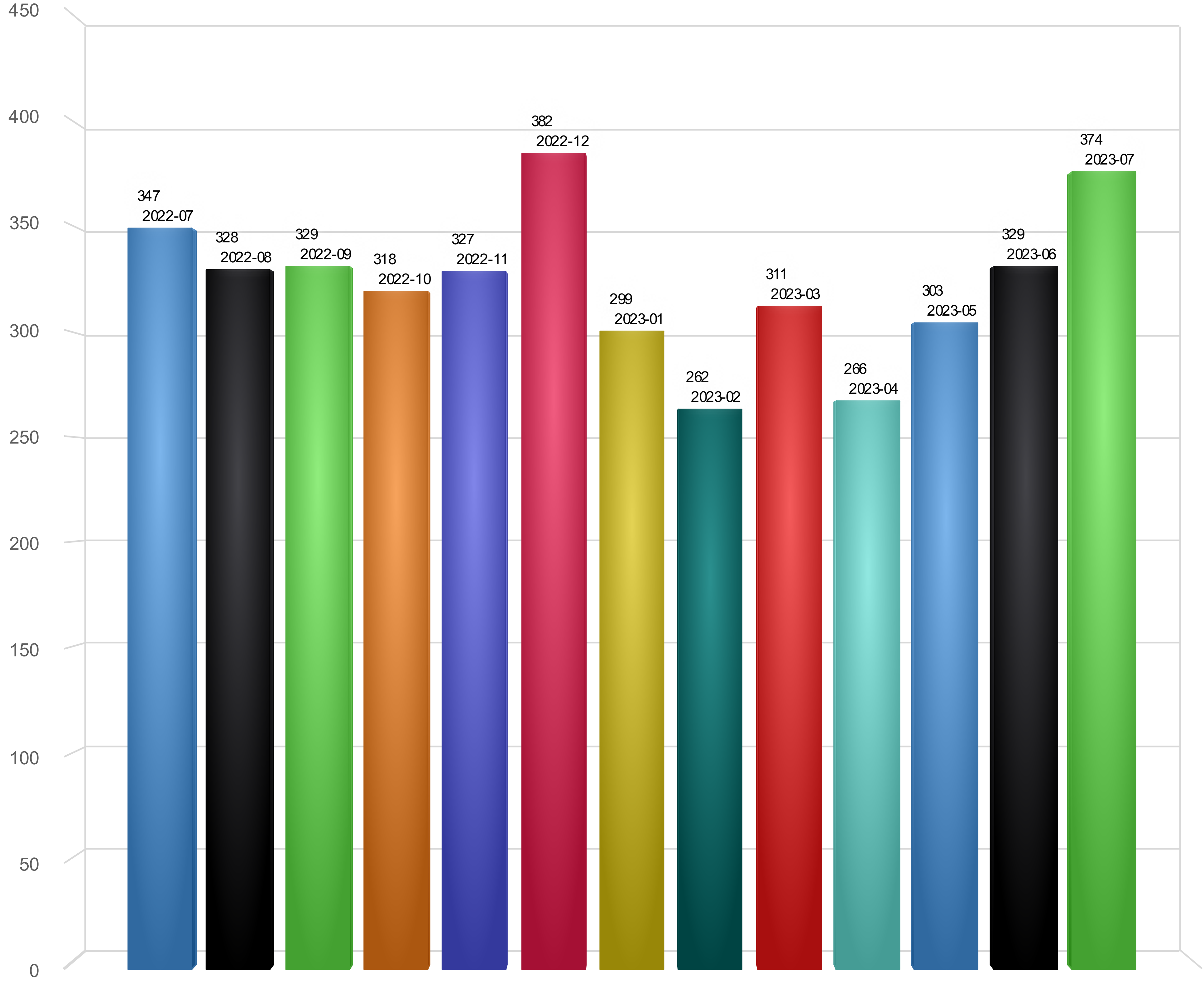
Incident Type	Incidents	Exposures
142 Brush or brush-and-grass mixture fire	1	0
118 Trash or rubbish fire, contained	1	0
411 Gasoline or other flammable liquid spill	1	0
441 Heat from short circuit (wiring), defective/worn	1	0
443 Breakdown of light ballast	1	0
744 Detector activation, no fire - unintentional	1	0
740 Unintentional transmission of alarm, other	1	0
671 HazMat release investigation w/no HazMat	1	0
715 Local alarm system, malicious false alarm	1	0

	Incidents	Exposures
Total	374	0

Incidents by Months

07/01/2022-07/31/2023

- 2022-07
- 2022-08
- 2022-09
- 2022-10
- 2022-11
- 2022-12
- 2023-01
- 2023-02
- 2023-03
- 2023-04
- 2023-05
- 2023-06
- 2023-07



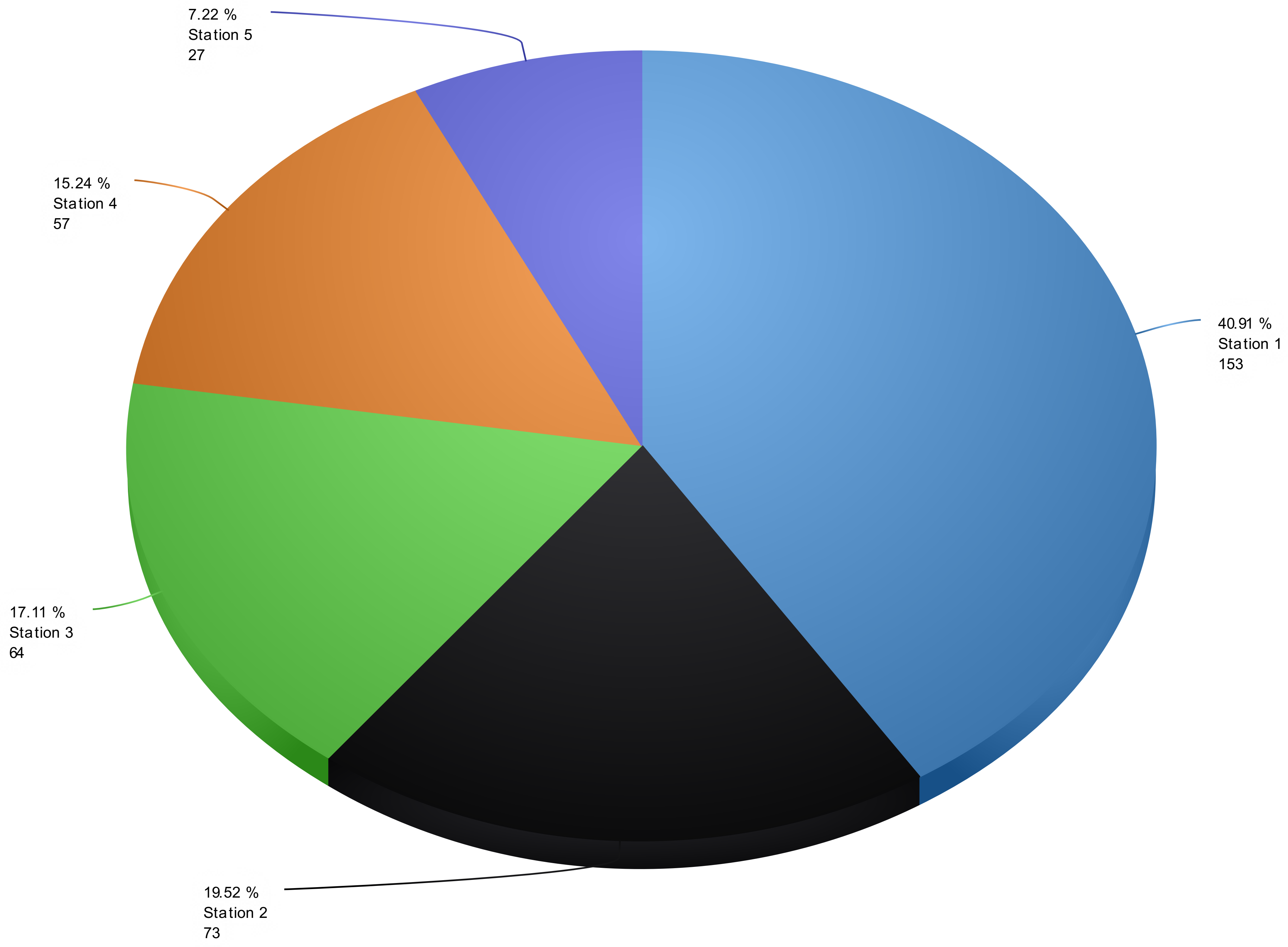
Incident Count

Total of Month: 4,175

Incidents by Stations

07/01/2023-07/31/2023

- Station 1
- Station 2
- Station 3
- Station 4
- Station 5

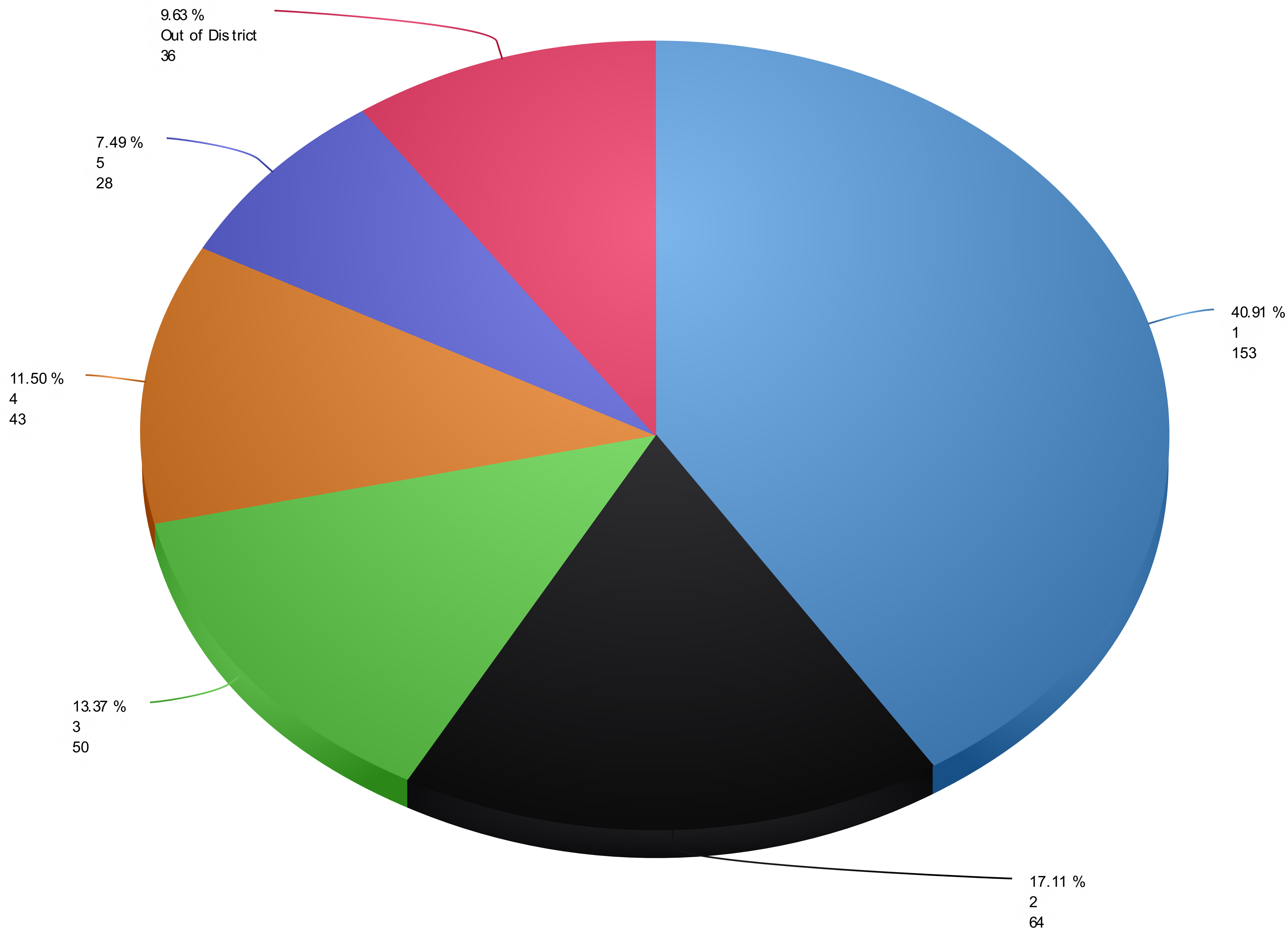


Total of Station: 374

Incidents by District

07/01/2023-07/31/2023

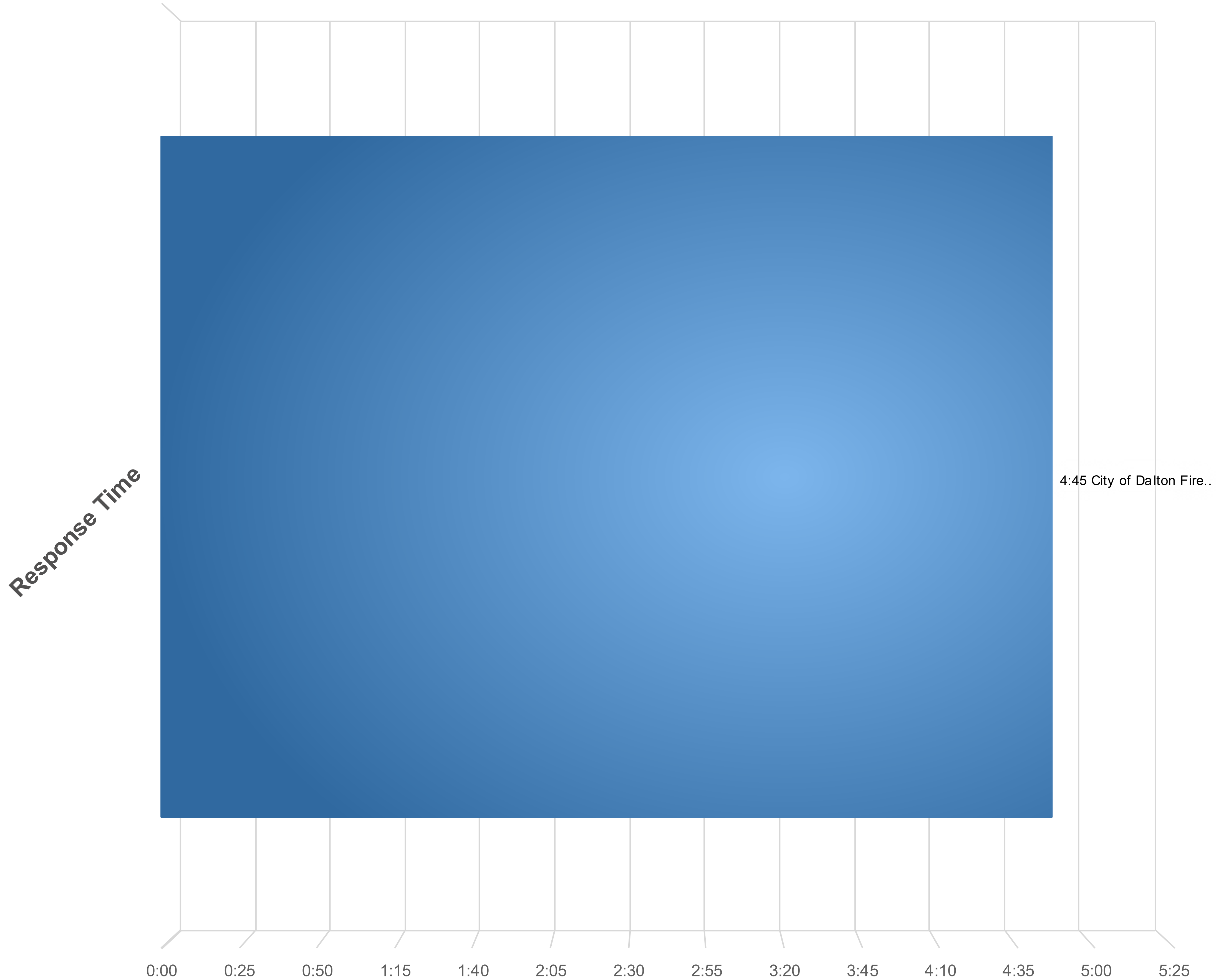
- 1
- 2
- 3
- 4
- 5
- Out of District



Total of District: 374

Department Average Response Time (Alarm-> First Unit Arrival)

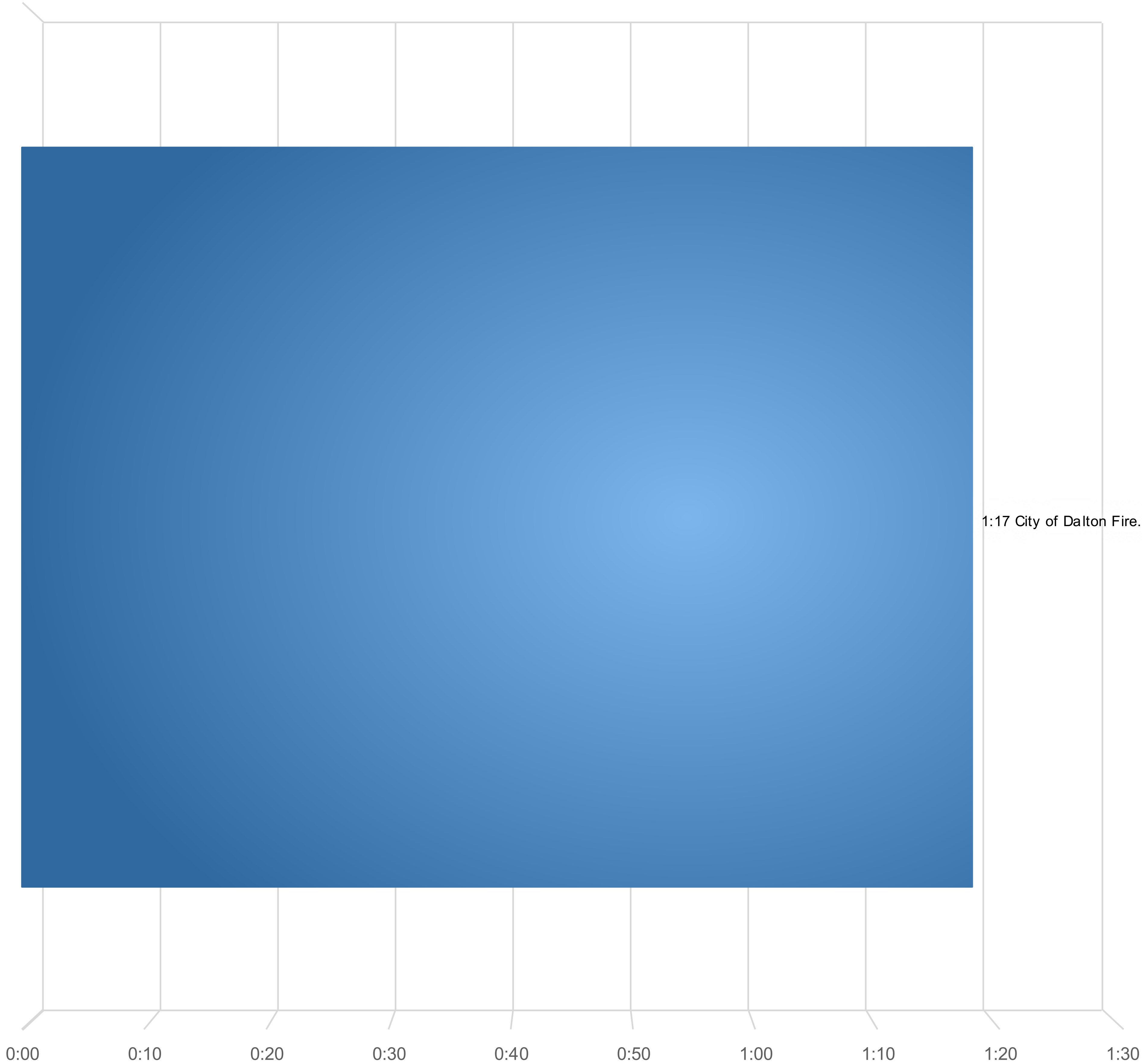
07/01/2023-07/31/2023



Department Average Turnout Time (Alarm-> First En Route)

07/01/2023-07/31/2023

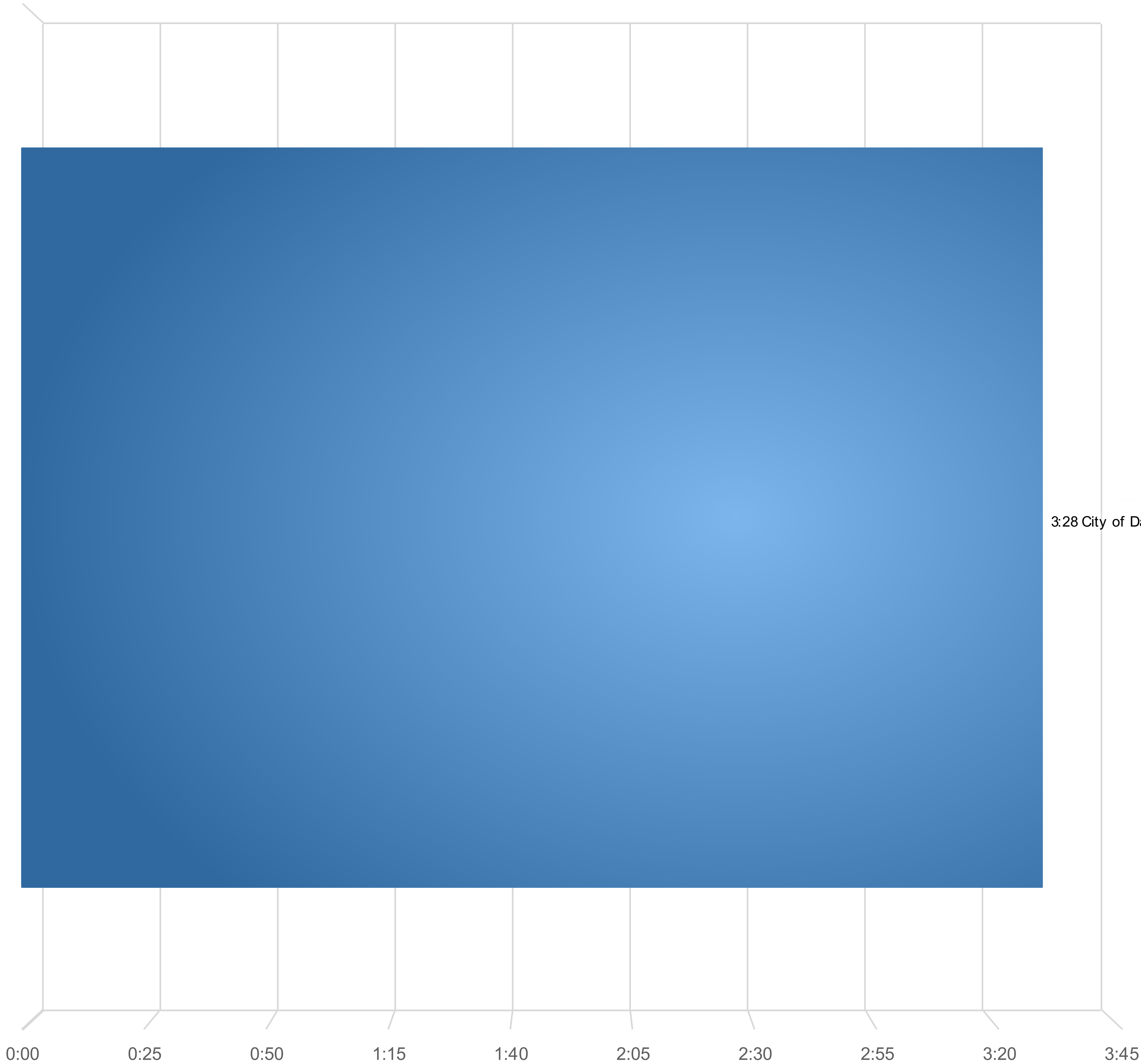
Turnout Time



Department Average Travel Time (First En Route -> First Unit Arrival)

07/01/2023-07/31/2023

Travel Time

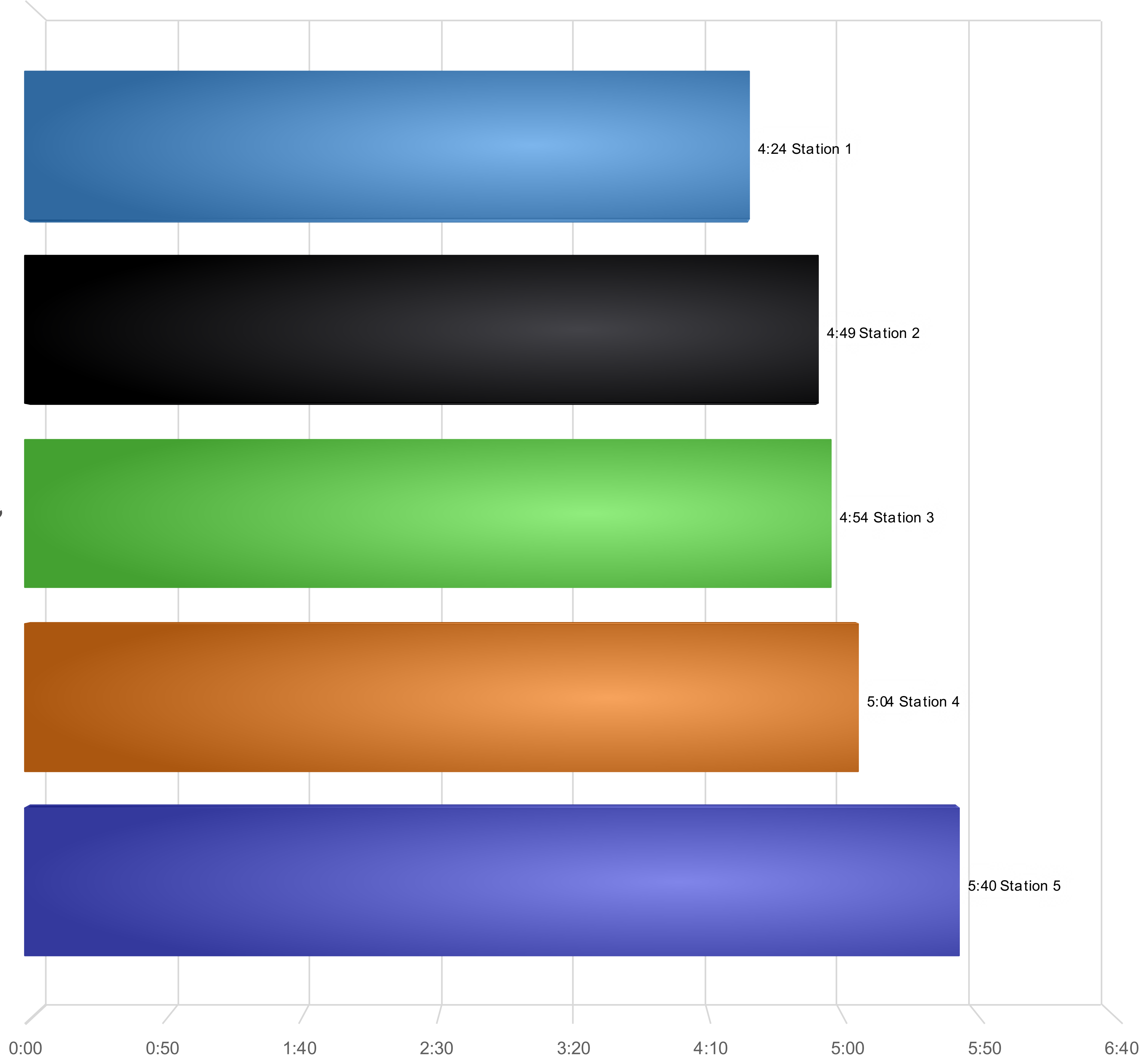


Average Response Time by Station

07/01/2023-07/31/2023

- Station 1
- Station 2
- Station 3
- Station 4
- Station 5

Response Time



Total of Station: 4:45



Dalton Fire Department

404 School Street, Dalton, GA 30720

Phone: 706-278-7363

Staff Hours by Incident Type

Report Period: 07/01/23 - 07/31/23 23:59:59

Incident Type	Hours
311 Medical assist, assist EMS crew	213.22
111 Building fire	69.04
745 Alarm system activation, no fire - unintentional	33.11
735 Alarm system sounded due to malfunction	29.31
322 Motor vehicle accident with injuries	26.24
622 No incident found on arrival at dispatch address	16.49
444 Power line down	14.83
611 Dispatched & canceled en route	13.66
743 Smoke detector activation, no fire - unintentional	13.28
733 Smoke detector activation due to malfunction	12.34
151 Outside rubbish, trash or waste fire	12.19
651 Smoke scare, odor of smoke	12.08
131 Passenger vehicle fire	8.71
445 Arcing, shorted electrical equipment	8.35
141 Forest, woods or wildland fire	6.68
744 Detector activation, no fire - unintentional	4.62
324 Motor vehicle accident with no injuries.	3.89
715 Local alarm system, malicious false alarm	3.77
551 Assist police or other governmental agency	3.72
746 Carbon monoxide detector activation, no CO	3.50
154 Dumpster or other outside trash receptacle fire	3.43
500 Service Call, other	3.33
741 Sprinkler activation, no fire - unintentional	3.05
441 Heat from short circuit (wiring), defective/worn	2.93

Incident Type	Hours
443 Breakdown of light ballast	2.58
740 Unintentional transmission of alarm, other	2.07
461 Building or structure weakened or collapsed	1.58
522 Water or steam leak	1.50
411 Gasoline or other flammable liquid spill	0.70
671 HazMat release investigation w/no HazMat	0.60
142 Brush or brush-and-grass mixture fire	0.55
118 Trash or rubbish fire, contained	0.35
600 Good intent call, other	0.25

Total	531.95
--------------	---------------



Dalton Fire Department

404 School Street, Dalton, GA 30720

Phone: 706-278-7363

Injuries and Property Loss

(Dates: 07/01/23 - 07/31/23 23:59:59)

CODE	DESCRIPTOR	FREQ	FREQ %	EXPs	CIV DTHS	CIV DTHS	CIV INJ	CIV INJS	FF DTHS	FF DTHS	FF INJ	FF INJS	PROP LOSS	PROP LOSS	CONT LOSS	CONT LOSS	TOTAL LOSS	TOTAL LOSS %
111	Building fire	4	1.15%	0	0	0.00%	0	0.00%	0	0.00%	0	0.00%	56,100	89.62%	10,000	97.09%	66,100	90.67%
118	Trash or rubbish fire, contained	0	0.00%	0	0	0.00%	0	0.00%	0	0.00%	0	0.00%	0	0.00%	0	0.00%	0	0.00%
131	Passenger vehicle fire	4	1.15%	0	0	0.00%	0	0.00%	0	0.00%	0	0.00%	5,500	8.79%	300	2.91%	5,800	7.96%
141	Forest, woods or wildland fire	0	0.00%	0	0	0.00%	0	0.00%	0	0.00%	0	0.00%	0	0.00%	0	0.00%	0	0.00%
142	Brush or brush-and-grass mixture fire	1	0.29%	0	0	0.00%	0	0.00%	0	0.00%	0	0.00%	0	0.00%	0	0.00%	0	0.00%
151	Outside rubbish, trash or waste fire	4	1.15%	0	0	0.00%	0	0.00%	0	0.00%	0	0.00%	1,000	1.60%	0	0.00%	1,000	1.37%
154	Dumpster or other outside trash receptacle fire	1	0.29%	0	0	0.00%	0	0.00%	0	0.00%	0	0.00%	0	0.00%	0	0.00%	0	0.00%
311	Medical assist, assist EMS crew	209	59.89%	0	0	0.00%	0	0.00%	0	0.00%	0	0.00%	0	0.00%	0	0.00%	0	0.00%
322	Motor vehicle accident with injuries	9	2.58%	0	0	0.00%	0	0.00%	0	0.00%	0	0.00%	0	0.00%	0	0.00%	0	0.00%

CODE	DESCRIPTOR	FREQ	FREQ %	EXPs	CIV DTHS	CIV DTHS	CIV INJ	CIV INJS	FF DTHS	FF DTHS	FF INJ	FF INJS	PROP LOSS	PROP LOSS	CONT LOSS	CONT LOSS	TOTAL LOSS	TOTAL LOSS %
324	Motor vehicle accident with no injuries.	5	1.43%	0	0	0.00%	0	0.00%	0	0.00%	0	0.00%	0	0.00%	0	0.00%	0	0.00%
411	Gasoline or other flammable liquid spill	1	0.29%	0	0	0.00%	0	0.00%	0	0.00%	0	0.00%	0	0.00%	0	0.00%	0	0.00%
441	Heat from short circuit (wiring), defective/worn	1	0.29%	0	0	0.00%	0	0.00%	0	0.00%	0	0.00%	0	0.00%	0	0.00%	0	0.00%
443	Breakdown of light ballast	1	0.29%	0	0	0.00%	0	0.00%	0	0.00%	0	0.00%	0	0.00%	0	0.00%	0	0.00%
444	Power line down	10	2.87%	0	0	0.00%	0	0.00%	0	0.00%	0	0.00%	0	0.00%	0	0.00%	0	0.00%
445	Arcing, shorted electrical equipment	2	0.57%	0	0	0.00%	0	0.00%	0	0.00%	0	0.00%	0	0.00%	0	0.00%	0	0.00%
461	Building or structure weakened or collapsed	1	0.29%	0	0	0.00%	0	0.00%	0	0.00%	0	0.00%	0	0.00%	0	0.00%	0	0.00%
500	Service Call, other	4	1.15%	0	0	0.00%	0	0.00%	0	0.00%	0	0.00%	0	0.00%	0	0.00%	0	0.00%
522	Water or steam leak	1	0.29%	0	0	0.00%	0	0.00%	0	0.00%	0	0.00%	0	0.00%	0	0.00%	0	0.00%
551	Assist police or other governmental agency	2	0.57%	0	0	0.00%	0	0.00%	0	0.00%	0	0.00%	0	0.00%	0	0.00%	0	0.00%
600	Good intent call, other	0	0.00%	0	0	0.00%	0	0.00%	0	0.00%	0	0.00%	0	0.00%	0	0.00%	0	0.00%
611	Dispatched & canceled en route	34	9.74%	0	0	0.00%	0	0.00%	0	0.00%	0	0.00%	0	0.00%	0	0.00%	0	0.00%

CODE	DESCRIPTOR	FREQ	FREQ %	EXPs	CIV DTHS	CIV DTHS	CIV INJ	CIV INJS	FF DTHS	FF DTHS	FF INJ	FF INJS	PROP LOSS	PROP LOSS	CONT LOSS	CONT LOSS	TOTAL LOSS	TOTAL LOSS %
622	No incident found on arrival at dispatch address	18	5.16%	0	0	0.00%	0	0.00%	0	0.00%	0	0.00%	0	0.00%	0	0.00%	0	0.00%
651	Smoke scare, odor of smoke	3	0.86%	0	0	0.00%	0	0.00%	0	0.00%	0	0.00%	0	0.00%	0	0.00%	0	0.00%
671	HazMat release investigation w/no HazMat	0	0.00%	0	0	0.00%	0	0.00%	0	0.00%	0	0.00%	0	0.00%	0	0.00%	0	0.00%
715	Local alarm system, malicious false alarm	1	0.29%	0	0	0.00%	0	0.00%	0	0.00%	0	0.00%	0	0.00%	0	0.00%	0	0.00%
733	Smoke detector activation due to malfunction	3	0.86%	0	0	0.00%	0	0.00%	0	0.00%	0	0.00%	0	0.00%	0	0.00%	0	0.00%
735	Alarm system sounded due to malfunction	8	2.29%	0	0	0.00%	0	0.00%	0	0.00%	0	0.00%	0	0.00%	0	0.00%	0	0.00%
740	Unintentional transmission of alarm, other	1	0.29%	0	0	0.00%	0	0.00%	0	0.00%	0	0.00%	0	0.00%	0	0.00%	0	0.00%
741	Sprinkler activation, no fire - unintentional	1	0.29%	0	0	0.00%	0	0.00%	0	0.00%	0	0.00%	0	0.00%	0	0.00%	0	0.00%
743	Smoke detector activation, no fire - unintentional	5	1.43%	0	0	0.00%	0	0.00%	0	0.00%	0	0.00%	0	0.00%	0	0.00%	0	0.00%
744	Detector activation, no fire - unintentional	1	0.29%	0	0	0.00%	0	0.00%	0	0.00%	0	0.00%	0	0.00%	0	0.00%	0	0.00%
745	Alarm system activation, no fire - unintentional	12	3.44%	0	0	0.00%	0	0.00%	0	0.00%	0	0.00%	0	0.00%	0	0.00%	0	0.00%
746	Carbon monoxide detector activation, no CO	2	0.57%	0	0	0.00%	0	0.00%	0	0.00%	0	0.00%	0	0.00%	0	0.00%	0	0.00%

CODE	DESCRIPTOR	FREQ	FREQ %	EXPs	CIV DTHS	CIV DTHS	CIV INJ	CIV INJS	FF DTHS	FF DTHS	FF INJ	FF INJS	PROP LOSS	PROP LOSS	CONT LOSS	CONT LOSS	TOTAL LOSS	TOTAL LOSS %
Totals		349	100%	0	0	100%	0	100%	0	100%	0	100%	62,600	100%	10,300	100%	72,900	100%
Mutual Aid Given Incidents		25																

Training Division Monthly Report

July 2023

Overview

Confined space rescue and hazardous materials refresher training was completed on all 3 shifts. This training culminated with joint DFD/WCFD response to confined space rescue scenarios hosted by Cargill on Brookhollow Industrial Boulevard. The department hosted a course on fluorine-free foam concentrates and foam firefighting basics delivered by Perimeter Solutions. Monthly training included territory familiarization, core competency check-offs, special operations training, and company level drills chosen by company officers. Training hours during the month of July totaled 2,409.

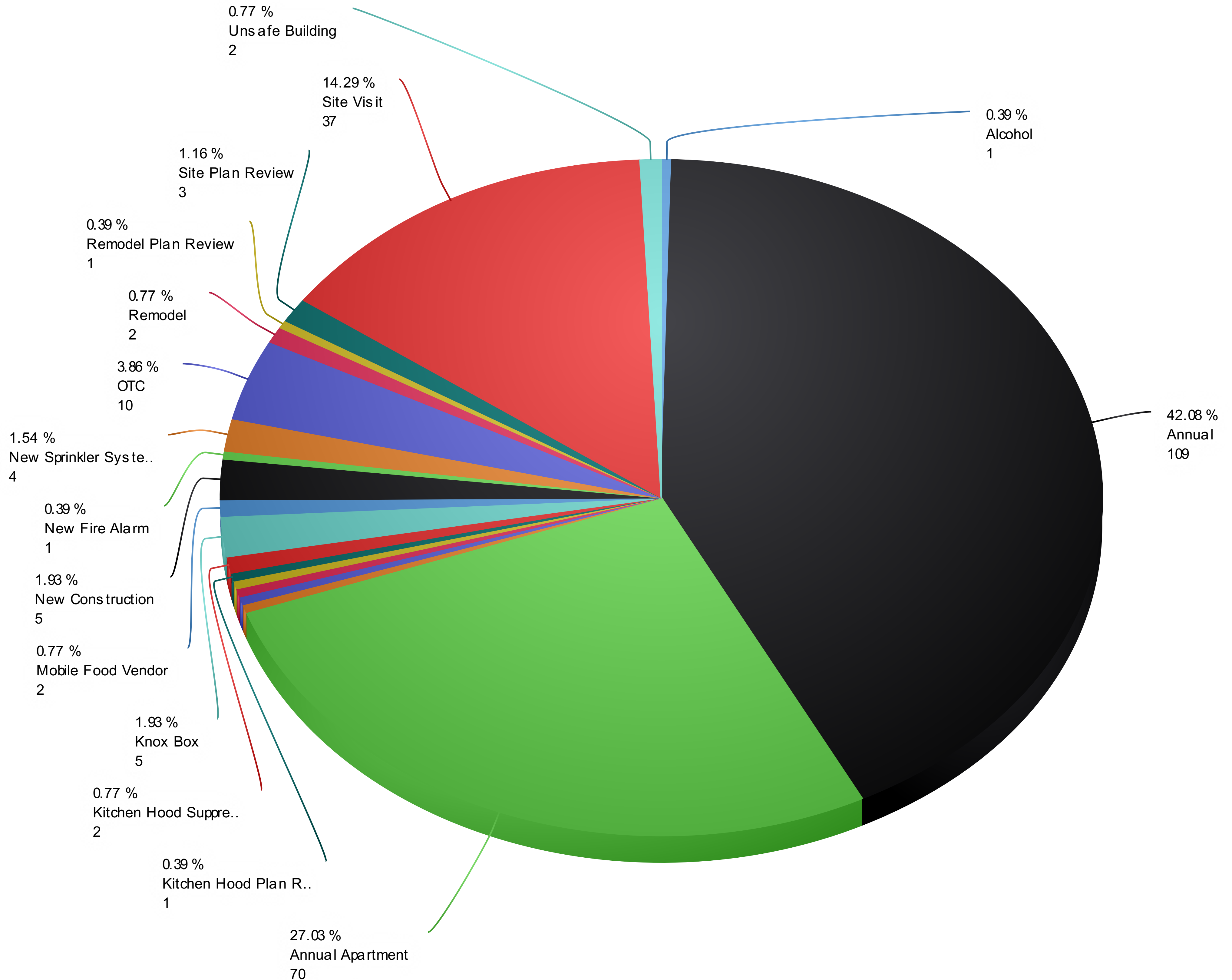
Outside Schools

1 of the department's fire inspectors attended Fire Inspector 2 at GPSTC and attained state and national certification

Inspection Visit History by Inspection Type

07/01/2023-07/31/2023

- Alcohol
- Annual
- Annual Apartment
- Complaint
- Fire Alarm Plan Review
- Fireworks Display
- Kitchen Hood Installation
- Kitchen Hood Plan Review
- Kitchen Hood Suppression System Plan Review
- Knox Box
- Mobile Food Vendor
- New Construction
- New Fire Alarm
- New Sprinkler System
- OTC
- Remodel
- Remodel Plan Review
- Site Plan Review
- Site Visit
- Unsafe Building



Total of Inspection Type: 259