



Dalton Fire Department

404 School Street, Dalton, GA 30720

Phone: 706-278-7363

Detailed Selected Statistics and Management Activity

By Incident Type

Report Period: 05/01/23 - 05/31/23 23:59:59

CODE	DESCRIPTOR	FREQUENCY	FREQ. PERCENT	EXPs	AVG # SUPPR. PERS	AVG # EMS PERS	AVG # OTHER PERS	AVG # SUPPR. APPR.	AVG # EMS APPR.	AVG # OTHER APPR.	AVERAGE # MAN HOURS	TOTAL MAN HOURS	AVERAGE RESPONSE TIME (min)
131	Passenger vehicle fire	3	1.03%	0	3.33	0	0	1	0.00	0	1.52	4.400000	5.14
142	Brush or brush-and-grass mixture fire	2	0.69%	0	5	0	0.5	1.5	0.00	0.5	3.44	8.999999	4.06
154	Dumpster or other outside trash receptacle fire	1	0.34%	0	16	0	1	5	0.00	1	7.37	3.766666	3.67
311	Medical assist, assist EMS crew	177	61.03%	0	0	3.43	0.01	0	1.03	0.01	1.02	179.549980	4.54
320	Emergency medical service incident, other	1	0.34%	0	0	3	0	0	1.00	0	0.35	.350000	0.85
322	Motor vehicle accident with injuries	16	5.52%	0	0	6.38	0.19	0	1.94	0.19	2.76	37.183330	3.20
324	Motor vehicle accident with no injuries.	13	4.48%	0	0.69	4.54	0.23	0.23	1.46	0.23	2.46	29.416665	3.03
352	Extrication of victim(s) from vehicle	1	0.34%	0	0	6	1	0	2.00	1	5.60	4.250000	3.38
353	Removal of victim(s) from stalled elevator	1	0.34%	0	6	0	0	2	0.00	0	0.70	.700000	2.15
411	Gasoline or other flammable liquid spill	1	0.34%	0	3	0	0	1	0.00	0	0.70	.700000	5.13
413	Oil or other combustible liquid spill	1	0.34%	0	4	0	1	1	0.00	1	13.00	12.900000	6.25
444	Power line down	2	0.69%	0	3	0	0	1	0.00	0	0.50	1.000000	3.69
445	Arcing, shorted electrical equipment	1	0.34%	0	17	0	1	5	0.00	1	11.10	7.199999	4.07
500	Service Call, other	4	1.38%	0	3.25	0	0	1	0.00	0	5.54	4.566666	3.17

CODE	DESCRIPTOR	FREQUENCY	FREQ. PERCENT	EXPs	AVG # SUPPR. PERS	AVG # EMS PERS	AVG # OTHER PERS	AVG # SUPPR. APPR.	AVG # EMS APPR.	AVG # OTHER APPR.	AVERAGE # MAN HOURS	TOTAL MAN HOURS	AVERAGE RESPONSE TIME (min)
561	Unauthorized burning	1	0.34%	0	3	0	0	1	0.00	0	0.75	.750000	1.43
611	Dispatched & canceled en route	25	8.62%	0	1.72	2.96	0.36	0.52	0.84	0.28	0.27	5.799994	0.00
622	No incident found on arrival at dispatch address	6	2.07%	0	0	3.67	0	0	1.00	0	0.53	3.233331	4.33
651	Smoke scare, odor of smoke	4	1.38%	0	3.5	0	0.25	1	0.00	0.25	1.53	5.466666	6.07
733	Smoke detector activation due to malfunction	3	1.03%	0	9.33	0	0.67	3	0.00	0.67	4.50	7.783332	4.74
735	Alarm system sounded due to malfunction	7	2.41%	0	14.14	0	1	4.14	0.00	1	6.89	31.649994	4.22
740	Unintentional transmission of alarm, other	2	0.69%	0	14.5	0	1	4	0.00	1	4.13	5.433332	3.86
743	Smoke detector activation, no fire - unintentional	6	2.07%	0	12	0	1.17	3.67	0.00	1	2.74	12.649995	5.16
745	Alarm system activation, no fire - unintentional	11	3.79%	0	12.55	0	1	3.82	0.00	1	2.11	16.866656	4.20
746	Carbon monoxide detector activation, no CO	1	0.34%	0	3	0	0	1	0.00	0	0.45	.450000	5.17
Totals		290	100%	0	1.80	3.01	0.18	0.54	0.90	0.17	1.58	385.07	3.96
Mutual Aid Given Incidents		10											



Dalton Fire Department

404 School Street, Dalton, GA 30720

Phone: 706-278-7363

Response Summary by Station

Report Period: 05/01/23 - 05/31/23 23:59:59

Station	Responses	% Fire	% EMS	Other	Per Day
Station 1	117	4.27	67.52	28.21	3.9
Station 2	58	1.72	67.24	31.03	1.93
Station 3	58	3.45	81.03	15.52	1.93
Station 4	40	0	62.5	37.5	1.33
Station 5	30	6.67	80	13.33	1

Total 303



Dalton Fire Department

404 School Street, Dalton, GA 30720

Phone: 706-278-7363

Breakdown by Incident Type

Report Period: 05/01/23 - 05/31/23 23:59:59

Incident Type	Incidents	Exposures
311 Medical assist, assist EMS crew	177	0
611 Dispatched & canceled en route	28	0
322 Motor vehicle accident with injuries	20	0
324 Motor vehicle accident with no injuries.	14	0
745 Alarm system activation, no fire - unintentional	11	0
735 Alarm system sounded due to malfunction	7	0
743 Smoke detector activation, no fire - unintentional	6	0
622 No incident found on arrival at dispatch address	6	0
651 Smoke scare, odor of smoke	4	0
500 Service Call, other	4	0
733 Smoke detector activation due to malfunction	3	0
131 Passenger vehicle fire	3	0
142 Brush or brush-and-grass mixture fire	3	0
132 Road freight or transport vehicle fire	2	0
444 Power line down	2	0
740 Unintentional transmission of alarm, other	2	0
746 Carbon monoxide detector activation, no CO	2	0
561 Unauthorized burning	1	0
445 Arcing, shorted electrical equipment	1	0
320 Emergency medical service incident, other	1	0
151 Outside rubbish, trash or waste fire	1	0
154 Dumpster or other outside trash receptacle fire	1	0
352 Extrication of victim(s) from vehicle	1	0
353 Removal of victim(s) from stalled elevator	1	0

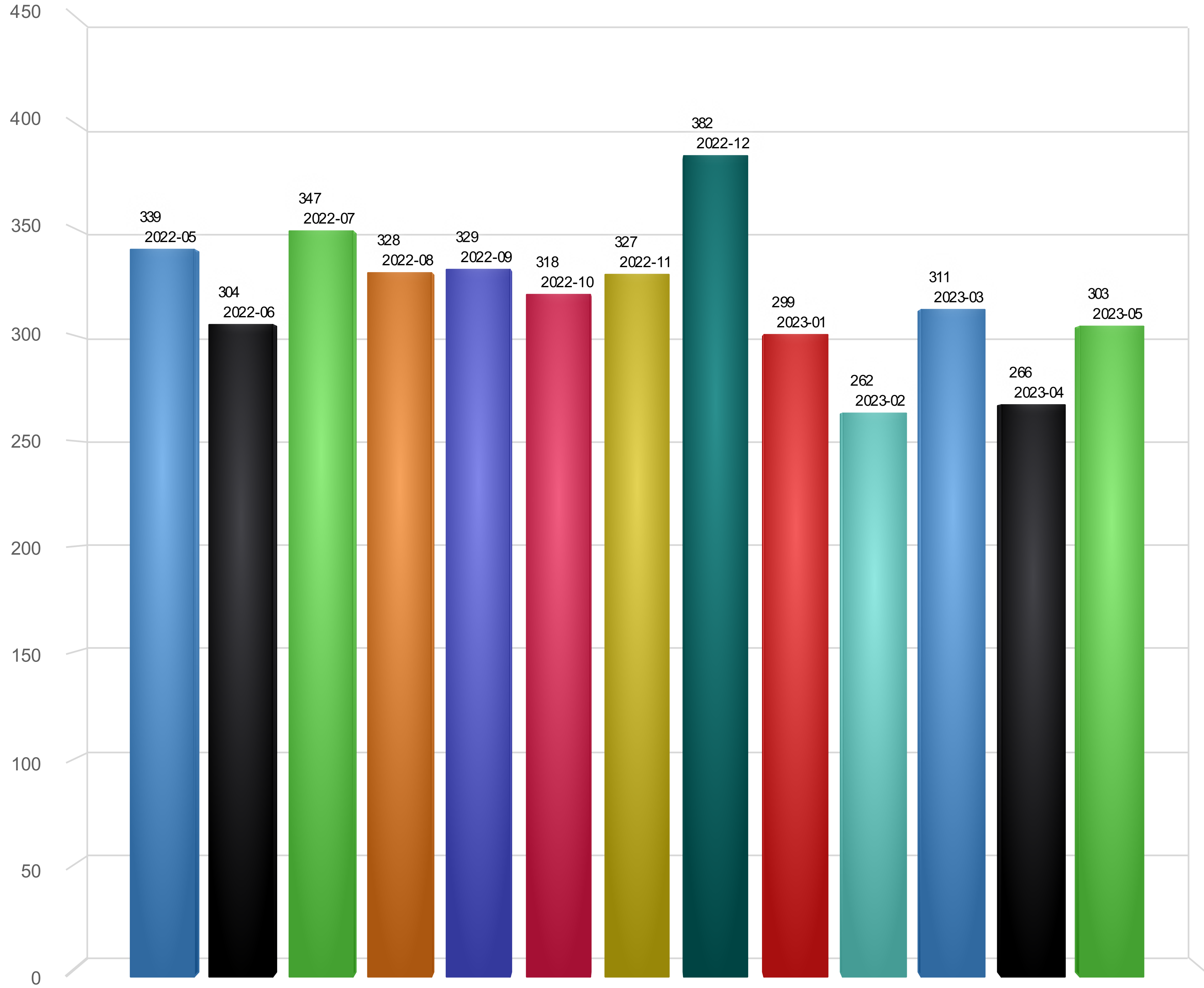
Incident Type	Incidents	Exposures
411 Gasoline or other flammable liquid spill	1	0
413 Oil or other combustible liquid spill	1	0

	Incidents	Exposures
Total	303	0

Incidents by Months

05/01/2022-05/31/2023

- 2022-05
- 2022-06
- 2022-07
- 2022-08
- 2022-09
- 2022-10
- 2022-11
- 2022-12
- 2023-01
- 2023-02
- 2023-03
- 2023-04
- 2023-05



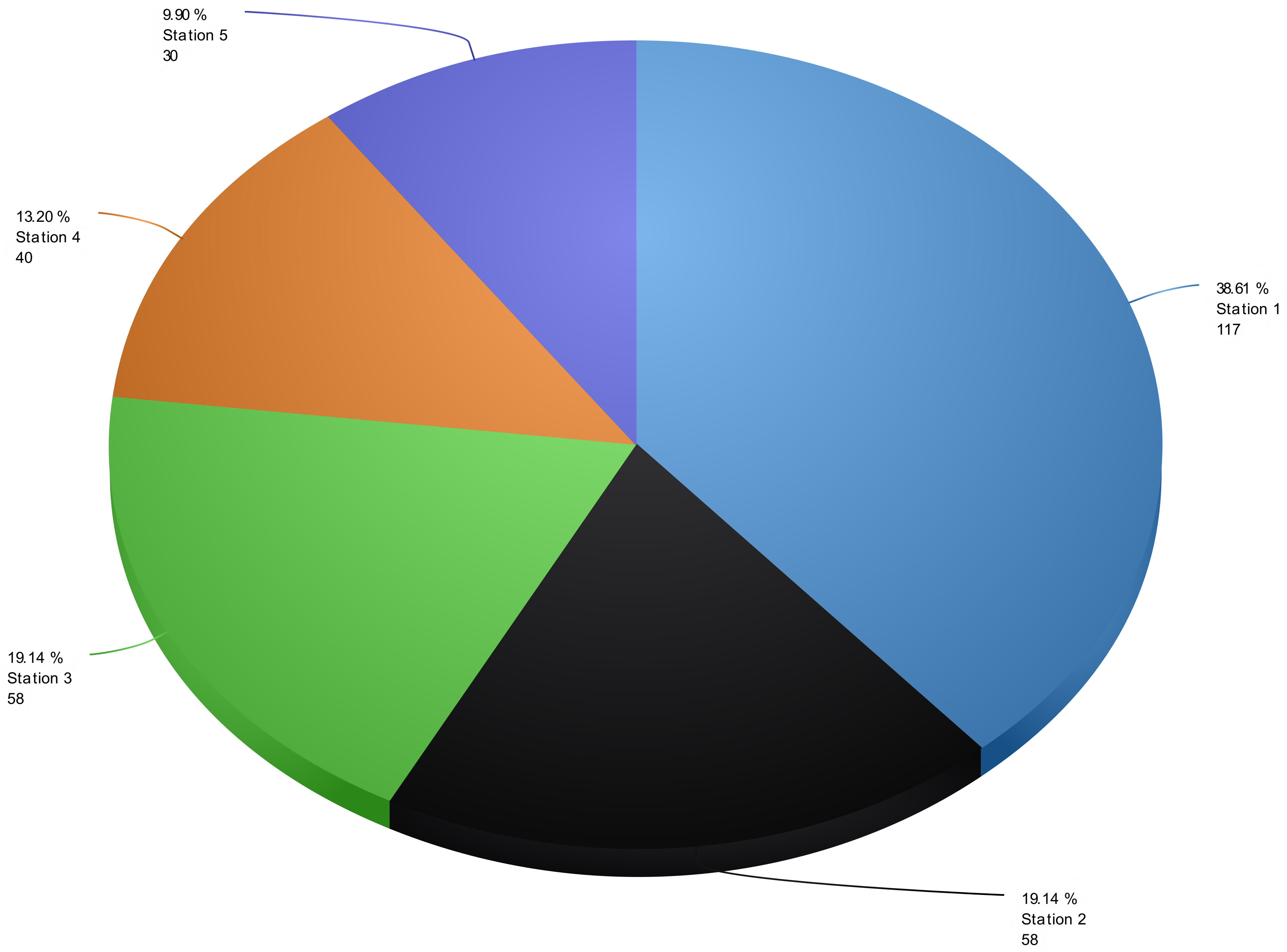
Incident Count

Total of Month: 4,115

Incidents by Stations

05/01/2023-05/31/2023

- Station 1
- Station 2
- Station 3
- Station 4
- Station 5

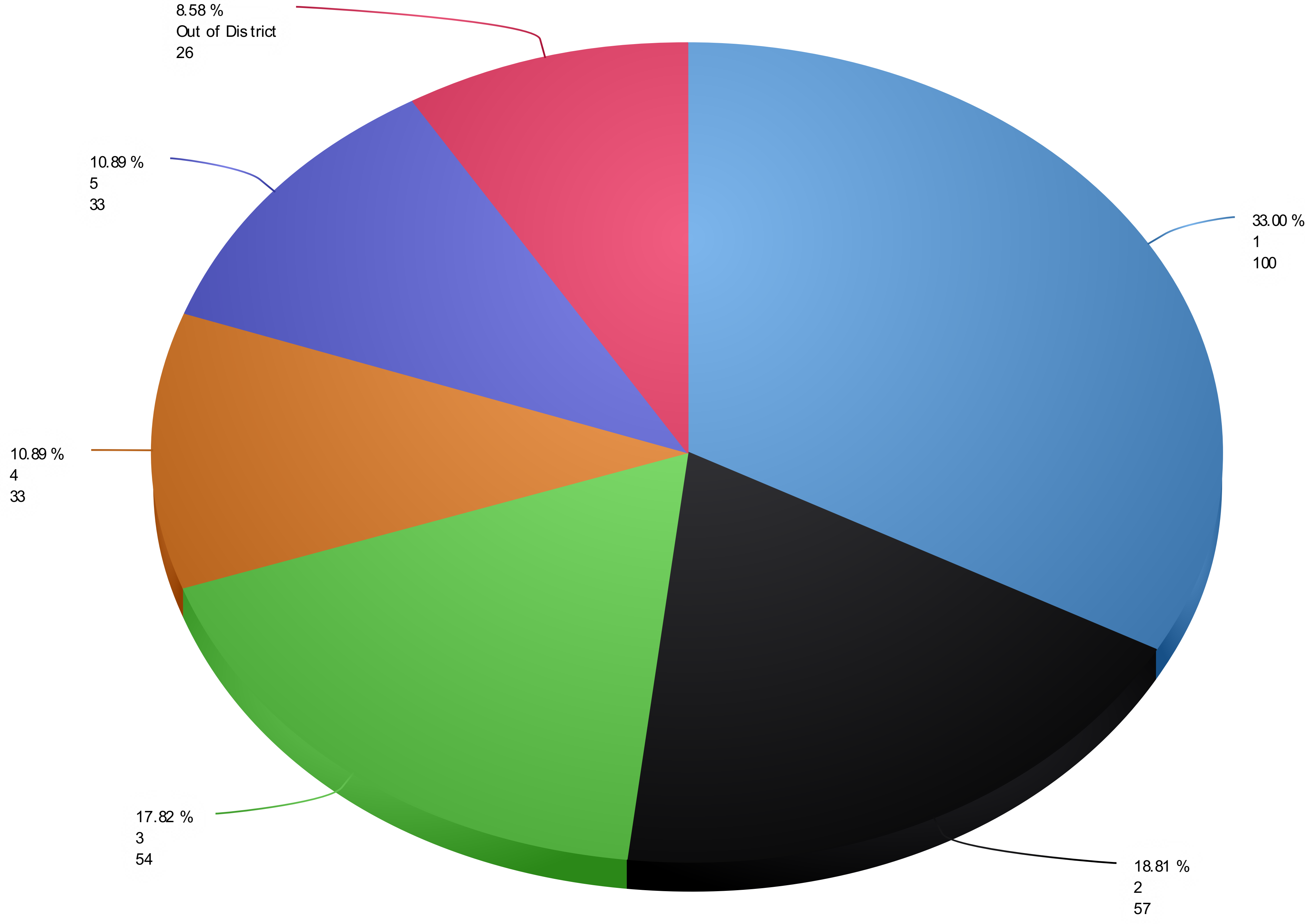


Total of Station: 303

Incidents by District

05/01/2023-05/31/2023

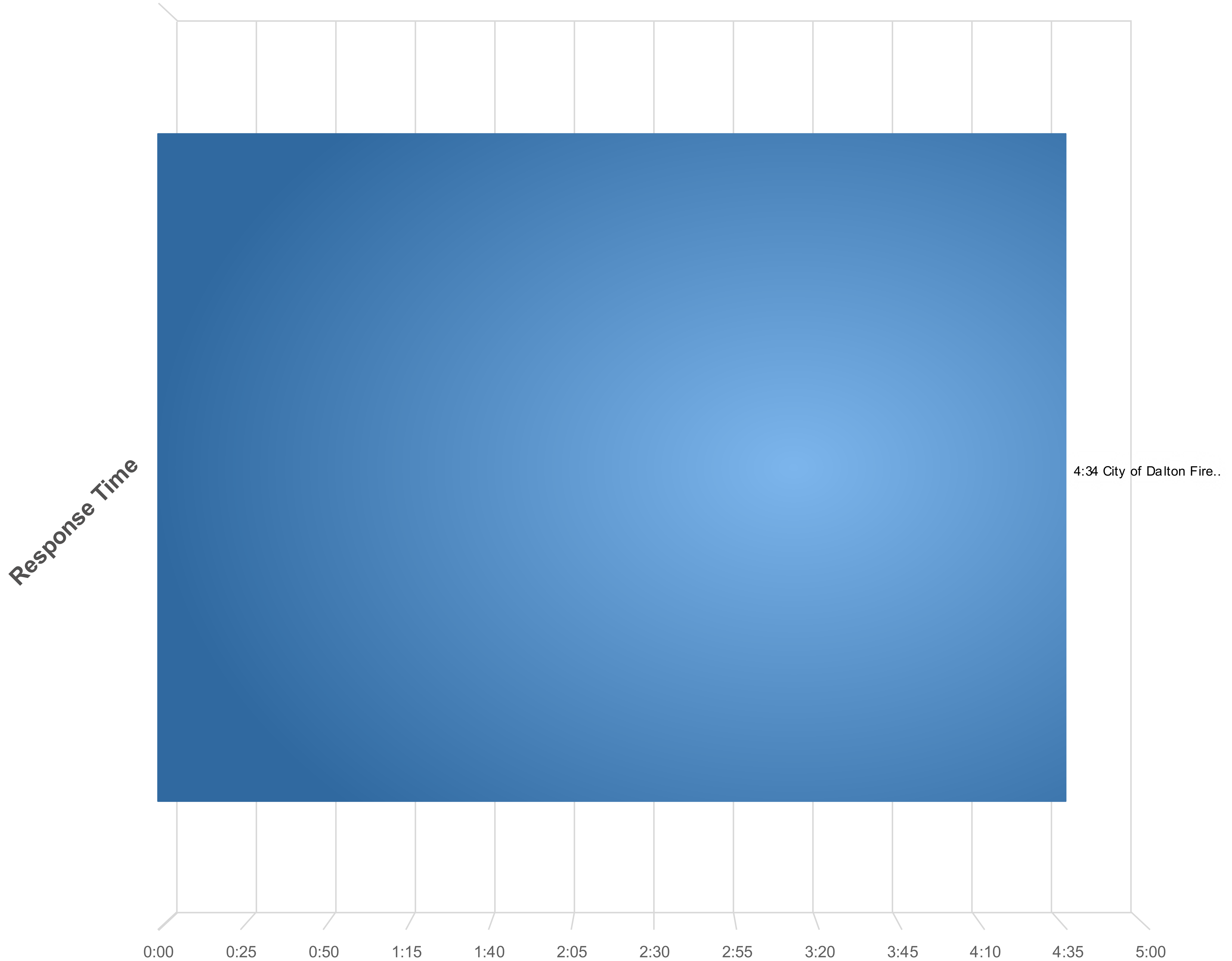
- 1
- 2
- 3
- 4
- 5
- Out of District



Total of District: 303

Department Average Response Time (Alarm-> First Unit Arrival)

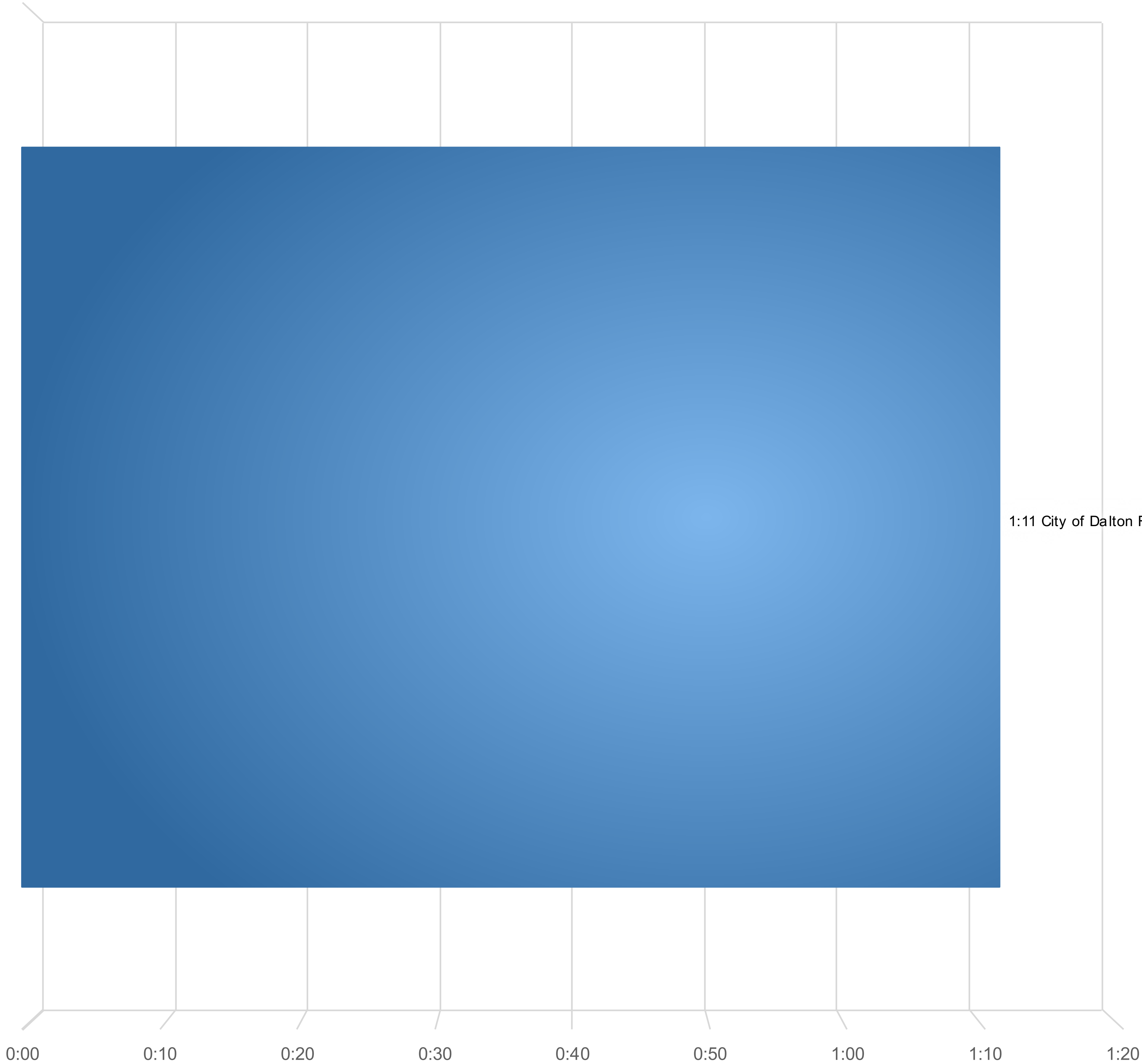
05/01/2023-05/31/2023



Department Average Turnout Time (Alarm-> First En Route)

05/01/2023-05/31/2023

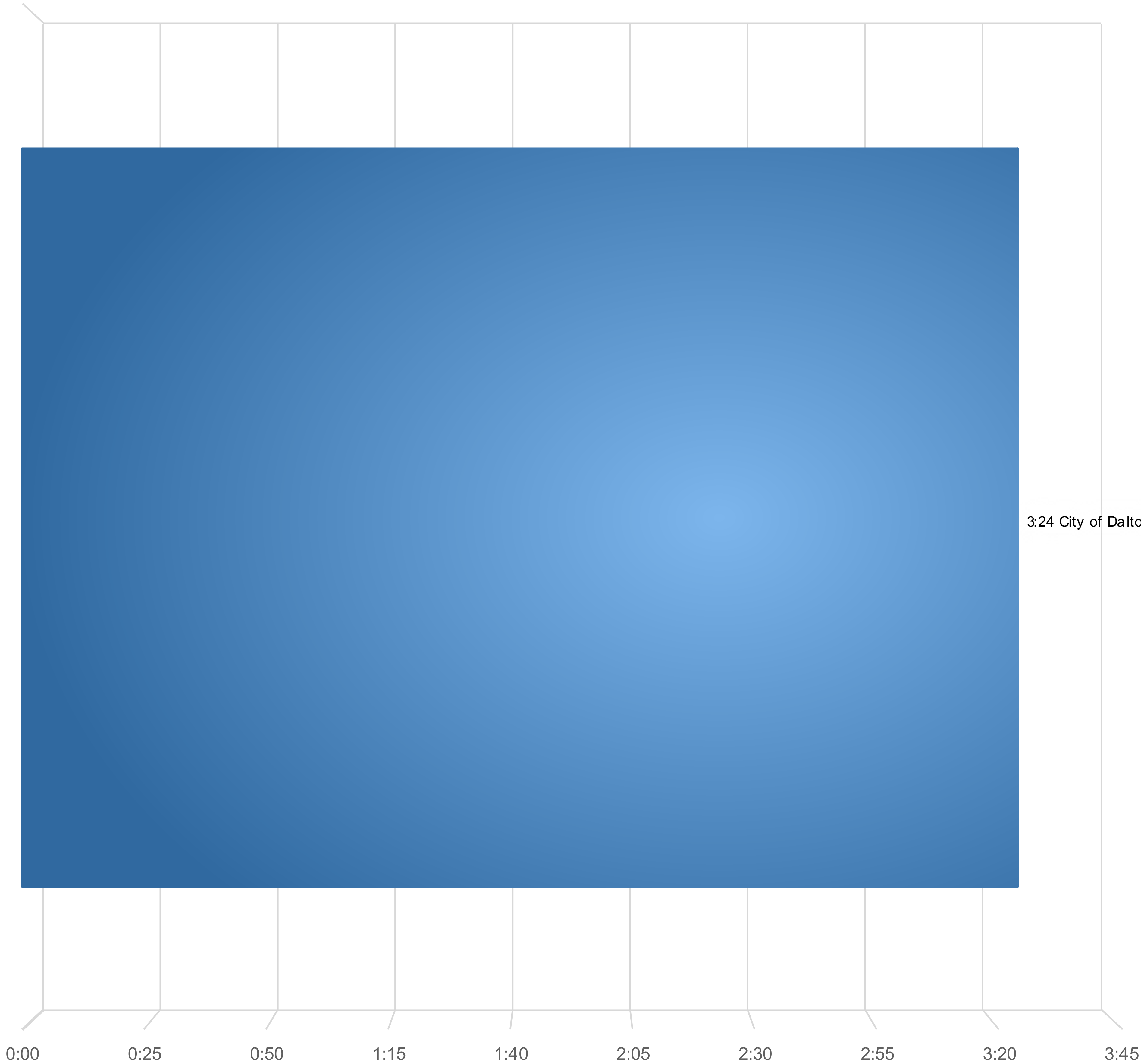
Turnout Time



Department Average Travel Time (First En Route -> First Unit Arrival)

05/01/2023-05/31/2023

Travel Time



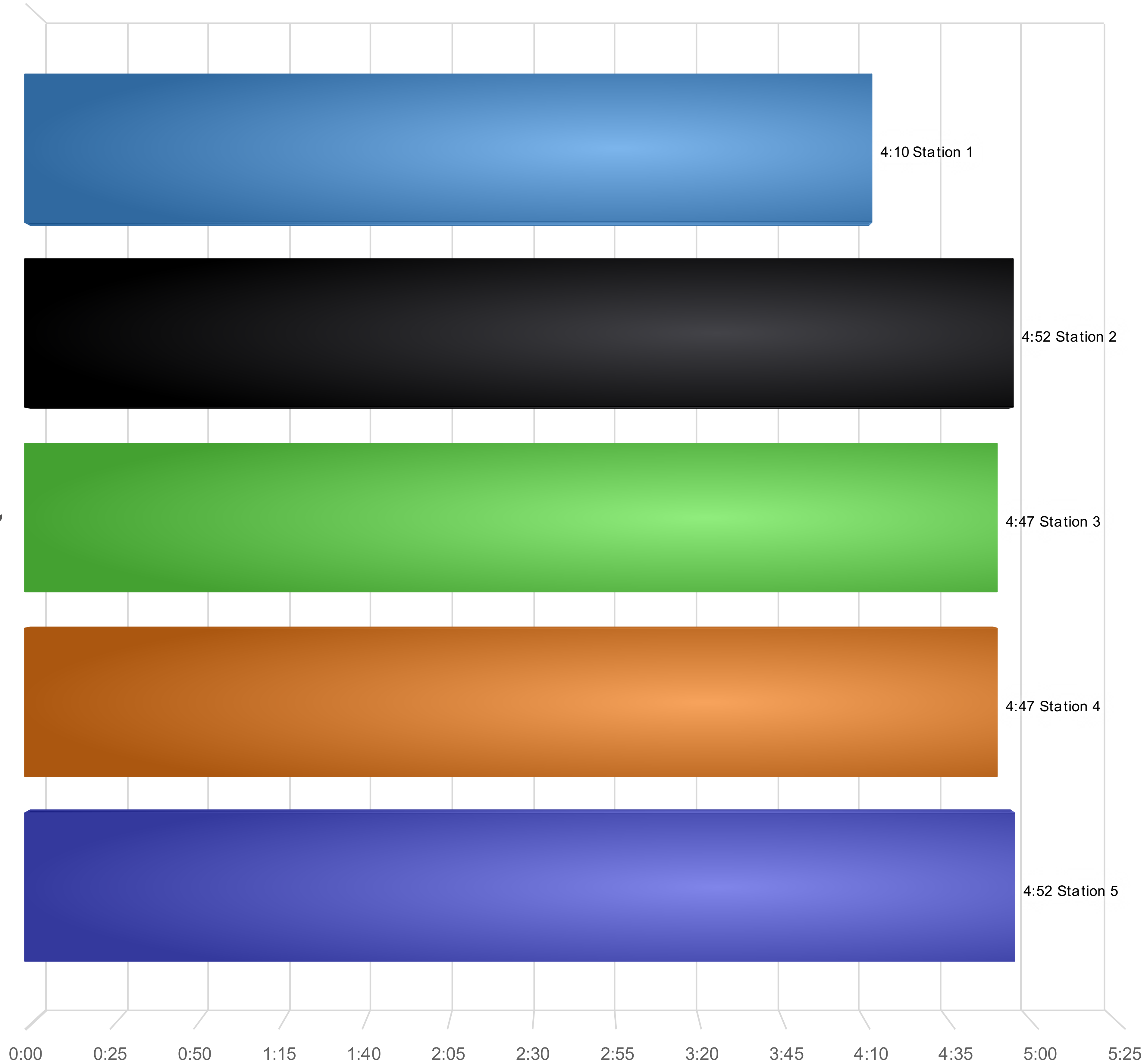
3:24 City of Dalton Fire..

Average Response Time by Station

05/01/2023-05/31/2023

- Station 1
- Station 2
- Station 3
- Station 4
- Station 5

Response Time



Total of Station: 4:34



Dalton Fire Department

404 School Street, Dalton, GA 30720

Phone: 706-278-7363

Staff Hours by Incident Type

Report Period: 05/01/23 - 05/31/23 23:59:59

Incident Type	Hours
311 Medical assist, assist EMS crew	179.52
322 Motor vehicle accident with injuries	40.08
735 Alarm system sounded due to malfunction	31.65
324 Motor vehicle accident with no injuries.	30.12
745 Alarm system activation, no fire - unintentional	16.87
413 Oil or other combustible liquid spill	12.90
743 Smoke detector activation, no fire - unintentional	12.65
142 Brush or brush-and-grass mixture fire	9.95
733 Smoke detector activation due to malfunction	7.79
445 Arcing, shorted electrical equipment	7.20
611 Dispatched & canceled en route	6.94
132 Road freight or transport vehicle fire	6.45
651 Smoke scare, odor of smoke	5.47
740 Unintentional transmission of alarm, other	5.43
500 Service Call, other	4.57
131 Passenger vehicle fire	4.40
352 Extrication of victim(s) from vehicle	4.25
154 Dumpster or other outside trash receptacle fire	3.77
622 No incident found on arrival at dispatch address	3.24
746 Carbon monoxide detector activation, no CO	1.72
151 Outside rubbish, trash or waste fire	1.53
444 Power line down	1.00
561 Unauthorized burning	0.75
353 Removal of victim(s) from stalled elevator	0.70

Incident Type	Hours
411 Gasoline or other flammable liquid spill	0.70
320 Emergency medical service incident, other	0.35

Total	400
--------------	------------



Dalton Fire Department

404 School Street, Dalton, GA 30720

Phone: 706-278-7363

Injuries and Property Los

(Dates: 05/01/23 - 05/31/23 23:59:59)

CODE	DESCRIPTOR	FREQ	FREQ %	EXPs	CIV DTHS	CIV DTHS	CIV INJ	CIV INJS	FF DTHS	FF DTHS	FF INJ	FF INJS	PROP LOSS	PROP LOSS	CONT LOSS	CONT LOSS	TOTAL LOSS	TOTAL LOSS %
131	Passenger vehicle fire	3	1.03%	0	0	0.00%	0	0.00%	0	0.00%	0	0.00%	3,600	98.63%	0	0.00%	3,600	98.63%
132	Road freight or transport vehicle fire	0	0.00%	0	0	0.00%	0	0.00%	0	0.00%	0	0.00%	0	0.00%	0	0.00%	0	0.00%
142	Brush or brush-and-grass mixture fire	2	0.69%	0	0	0.00%	0	0.00%	0	0.00%	0	0.00%	0	0.00%	0	0.00%	0	0.00%
151	Outside rubbish, trash or waste fire	0	0.00%	0	0	0.00%	0	0.00%	0	0.00%	0	0.00%	0	0.00%	0	0.00%	0	0.00%
154	Dumpster or other outside trash receptacle fire	1	0.34%	0	0	0.00%	0	0.00%	0	0.00%	0	0.00%	50	1.37%	0	0.00%	50	1.37%
311	Medical assist, assist EMS crew	177	61.03%	0	0	0.00%	0	0.00%	0	0.00%	0	0.00%	0	0.00%	0	0.00%	0	0.00%
320	Emergency medical service incident, other	1	0.34%	0	0	0.00%	0	0.00%	0	0.00%	0	0.00%	0	0.00%	0	0.00%	0	0.00%
322	Motor vehicle accident with injuries	16	5.52%	0	0	0.00%	0	0.00%	0	0.00%	0	0.00%	0	0.00%	0	0.00%	0	0.00%
324	Motor vehicle accident with no injuries.	13	4.48%	0	0	0.00%	0	0.00%	0	0.00%	0	0.00%	0	0.00%	0	0.00%	0	0.00%

CODE	DESCRIPTOR	FREQ	FREQ %	EXPs	CIV DTHS	CIV DTHS	CIV INJ	CIV INJS	FF DTHS	FF DTHS	FF INJ	FF INJS	PROP LOSS	PROP LOSS	CONT LOSS	CONT LOSS	TOTAL LOSS	TOTAL LOSS %
352	Extrication of victim(s) from vehicle	1	0.34%	0	0	0.00%	0	0.00%	0	0.00%	0	0.00%	0	0.00%	0	0.00%	0	0.00%
353	Removal of victim(s) from stalled elevator	1	0.34%	0	0	0.00%	0	0.00%	0	0.00%	0	0.00%	0	0.00%	0	0.00%	0	0.00%
411	Gasoline or other flammable liquid spill	1	0.34%	0	0	0.00%	0	0.00%	0	0.00%	0	0.00%	0	0.00%	0	0.00%	0	0.00%
413	Oil or other combustible liquid spill	1	0.34%	0	0	0.00%	0	0.00%	0	0.00%	0	0.00%	0	0.00%	0	0.00%	0	0.00%
444	Power line down	2	0.69%	0	0	0.00%	0	0.00%	0	0.00%	0	0.00%	0	0.00%	0	0.00%	0	0.00%
445	Arcing, shorted electrical equipment	1	0.34%	0	0	0.00%	0	0.00%	0	0.00%	0	0.00%	0	0.00%	0	0.00%	0	0.00%
500	Service Call, other	4	1.38%	0	0	0.00%	0	0.00%	0	0.00%	0	0.00%	0	0.00%	0	0.00%	0	0.00%
561	Unauthorized burning	1	0.34%	0	0	0.00%	0	0.00%	0	0.00%	0	0.00%	0	0.00%	0	0.00%	0	0.00%
611	Dispatched & canceled en route	25	8.62%	0	0	0.00%	0	0.00%	0	0.00%	0	0.00%	0	0.00%	0	0.00%	0	0.00%
622	No incident found on arrival at dispatch address	6	2.07%	0	0	0.00%	0	0.00%	0	0.00%	0	0.00%	0	0.00%	0	0.00%	0	0.00%
651	Smoke scare, odor of smoke	4	1.38%	0	0	0.00%	0	0.00%	0	0.00%	0	0.00%	0	0.00%	0	0.00%	0	0.00%
733	Smoke detector activation due to malfunction	3	1.03%	0	0	0.00%	0	0.00%	0	0.00%	0	0.00%	0	0.00%	0	0.00%	0	0.00%

CODE	DESCRIPTOR	FREQ	FREQ %	EXPs	CIV DTHS	CIV DTHS	CIV INJ	CIV INJS	FF DTHS	FF DTHS	FF INJ	FF INJS	PROP LOSS	PROP LOSS	CONT LOSS	CONT LOSS	TOTAL LOSS	TOTAL LOSS %
735	Alarm system sounded due to malfunction	7	2.41%	0	0	0.00%	0	0.00%	0	0.00%	0	0.00%	0	0.00%	0	0.00%	0	0.00%
740	Unintentional transmission of alarm, other	2	0.69%	0	0	0.00%	0	0.00%	0	0.00%	0	0.00%	0	0.00%	0	0.00%	0	0.00%
743	Smoke detector activation, no fire - unintentional	6	2.07%	0	0	0.00%	0	0.00%	0	0.00%	0	0.00%	0	0.00%	0	0.00%	0	0.00%
745	Alarm system activation, no fire - unintentional	11	3.79%	0	0	0.00%	0	0.00%	0	0.00%	0	0.00%	0	0.00%	0	0.00%	0	0.00%
746	Carbon monoxide detector activation, no CO	1	0.34%	0	0	0.00%	0	0.00%	0	0.00%	0	0.00%	0	0.00%	0	0.00%	0	0.00%
Totals		290	100%	0	0	100%	0	100%	0	100%	0	100%	3,650	100%	0	100%	3,650	100%
Mutual Aid Given Incidents		13																

Training Division Monthly Report

May 2023

Overview

The department hosted Dr. Meghan Lacks for a second series of group sessions on mental health among public safety personnel. This session covered the effects of irregular sleep patterns and sleep deprivation on responders and their families. Monthly training included territory familiarization, pre-fire training, core competency check-offs, special operations training, and company level drills chosen by company officers. Training hours during the month of May totaled 2,417.

Outside Schools

2 of the department's fire investigators attended Georgia Fire Investigator's Association Spring Conference in Helen, GA

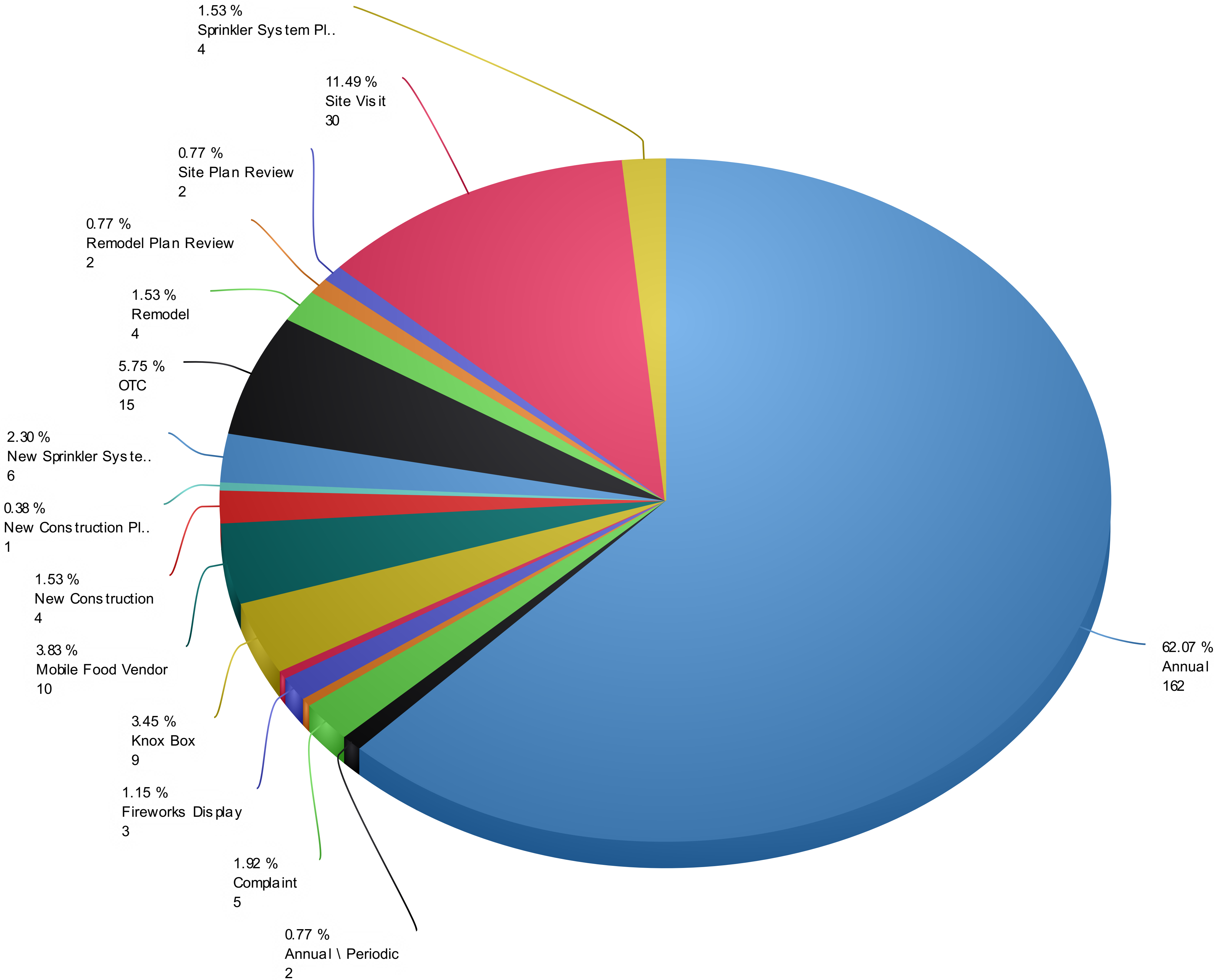
2 students attended hands-on training courses at Metro Atlanta Firefighter's Conference (MAFFC) in Marietta, GA

1 firefighter completed the DFD Fire Officer Training Program

Inspection Visit History by Inspection Type

05/01/2023-05/31/2023

- Annual
- Annual \ Periodic
- Complaint
- Fire Alarm Plan Review
- Fireworks Display
- Kitchen Hood Installation
- Knox Box
- Mobile Food Vendor
- New Construction
- New Construction Plan Review
- New Sprinkler System
- OTC
- Remodel
- Remodel Plan Review
- Site Plan Review
- Site Visit
- Sprinkler System Plan Review



Total of Inspection Type: 261