



Dalton Fire Department

404 School Street, Dalton, GA 30720

Phone: 706-278-7363

Detailed Selected Statistics and Management Activity

By Incident Type

Report Period: 02/01/23 - 02/28/23 23:59:59

| CODE | DESCRIPTOR | FREQUENCY | FREQ. PERCENT | EXPs | AVG # SUPPR. PERS | AVG # EMS PERS | AVG # OTHER PERS | AVG # SUPPR. APPR. | AVG # EMS APPR. | AVG # OTHER APPR. | AVERAGE # MAN HOURS | TOTAL MAN HOURS | AVERAGE RESPONSE TIME (min) |
|------|---|-----------|---------------|------|-------------------|----------------|------------------|--------------------|-----------------|-------------------|---------------------|-----------------|-----------------------------|
| | | 1 | 0.40% | 0 | 0 | 0 | 0 | 0 | 0.00 | 0 | 0.32 | | 5.42 |
| 118 | Trash or rubbish fire, contained | 3 | 1.20% | 0 | 8.67 | 0 | 0.33 | 2.67 | 0.00 | 0.33 | 2.10 | 4.816665 | 3.86 |
| 131 | Passenger vehicle fire | 3 | 1.20% | 0 | 3 | 0 | 0 | 1 | 0.00 | 0 | 1.05 | 3.150000 | 6.09 |
| 140 | Natural vegetation fire, other | 1 | 0.40% | 0 | 3 | 0 | 0 | 1 | 0.00 | 0 | 0.60 | .600000 | 4.10 |
| 151 | Outside rubbish, trash or waste fire | 2 | 0.80% | 0 | 9 | 0 | 1.5 | 3 | 0.00 | 1.5 | 5.51 | 4.266666 | 1.58 |
| 251 | Excessive heat, scorch burns with no ignition | 2 | 0.80% | 0 | 10.5 | 0 | 1 | 3 | 0.00 | 1 | 8.82 | 9.649999 | 4.94 |
| 311 | Medical assist, assist EMS crew | 147 | 58.80% | 0 | 0 | 3.24 | 0.01 | 0 | 1.03 | 0.01 | 0.96 | 141.366658 | 4.68 |
| 322 | Motor vehicle accident with injuries | 13 | 5.20% | 0 | 0 | 6.31 | 0.15 | 0 | 2.00 | 0.15 | 3.12 | 33.166664 | 4.27 |
| 323 | Motor vehicle/pedestrian accident (MV Ped) | 1 | 0.40% | 0 | 0 | 3 | 0 | 0 | 1.00 | 0 | 0.65 | .650000 | 4.40 |
| 324 | Motor vehicle accident with no injuries. | 9 | 3.60% | 0 | 0 | 5.67 | 0.22 | 0 | 1.78 | 0.22 | 1.93 | 12.549998 | 3.77 |
| 411 | Gasoline or other flammable liquid spill | 1 | 0.40% | 0 | 6 | 0 | 0 | 2 | 0.00 | 0 | 5.50 | 5.500000 | 2.55 |
| 412 | Gas leak (natural gas or LPG) | 3 | 1.20% | 0 | 5.33 | 0 | 0.67 | 1.67 | 0.00 | 0.67 | 3.20 | 10.799999 | 2.33 |
| 413 | Oil or other combustible liquid spill | 1 | 0.40% | 0 | 6 | 0 | 1 | 2 | 0.00 | 1 | 8.05 | 8.050000 | 0.00 |

| CODE | DESCRIPTOR | FREQUENCY | FREQ. PERCENT | EXPS | AVG # SUPPR. PERS | AVG # EMS PERS | AVG # OTHER PERS | AVG # SUPPR. APPR. | AVG # EMS APPR. | AVG # OTHER APPR. | AVERAGE # MAN HOURS | TOTAL MAN HOURS | AVERAGE RESPONSE TIME (min) |
|------|--|-----------|---------------|------|-------------------|----------------|------------------|--------------------|-----------------|-------------------|---------------------|-----------------|-----------------------------|
| 422 | Chemical spill or leak | 1 | 0.40% | 0 | 14 | 0 | 1 | 5 | 0.00 | 1 | 11.50 | 11.499999 | 3.53 |
| 424 | Carbon monoxide incident | 1 | 0.40% | 0 | 7 | 0 | 1 | 2 | 0.00 | 1 | 5.20 | 5.166666 | 5.20 |
| 444 | Power line down | 1 | 0.40% | 0 | 5 | 0 | 0 | 1 | 0.00 | 0 | 0.75 | .750000 | 6.70 |
| 445 | Arcing, shorted electrical equipment | 1 | 0.40% | 0 | 15 | 0 | 1 | 5 | 0.00 | 1 | 7.73 | 6.883333 | 7.68 |
| 531 | Smoke or odor removal | 1 | 0.40% | 0 | 15 | 0 | 1 | 5 | 0.00 | 1 | 6.67 | 4.466666 | 4.30 |
| 550 | Public service assistance, other | 1 | 0.40% | 0 | 3 | 0 | 0 | 1 | 0.00 | 0 | 0.40 | .400000 | 0.38 |
| 551 | Assist police or other governmental agency | 1 | 0.40% | 0 | 0 | 3 | 0 | 0 | 1.00 | 0 | 3.45 | 3.450000 | 3.08 |
| 553 | Public service | 2 | 0.80% | 0 | 3.5 | 0 | 0 | 1.5 | 0.00 | 0 | 2.30 | 1.616666 | 2.16 |
| 561 | Unauthorized burning | 1 | 0.40% | 0 | 3 | 0 | 0 | 1 | 0.00 | 0 | 1.20 | 1.200000 | 7.87 |
| 600 | Good intent call, other | 1 | 0.40% | 0 | 18 | 0 | 1 | 5 | 0.00 | 1 | 2.85 | .716664 | 2.65 |
| 611 | Dispatched & canceled en route | 23 | 9.20% | 0 | 1.91 | 2.74 | 0.17 | 0.61 | 0.87 | 0.17 | 0.23 | 4.899995 | 0.00 |
| 622 | No incident found on arrival at dispatch address | 5 | 2.00% | 0 | 4.4 | 2.6 | 0.4 | 1.4 | 0.80 | 0.4 | 1.28 | 7.283332 | 4.25 |
| 651 | Smoke scare, odor of smoke | 4 | 1.60% | 0 | 9.25 | 0 | 0.5 | 3 | 0.00 | 0.5 | 5.12 | 14.033333 | 5.77 |
| 671 | HazMat release investigation w/no HazMat | 2 | 0.80% | 0 | 6 | 0 | 0.5 | 2 | 0.00 | 0.5 | 4.77 | 5.433333 | 2.43 |
| 710 | Malicious, mischievous false call, other | 1 | 0.40% | 0 | 13 | 0 | 1 | 4 | 0.00 | 1 | 3.97 | 2.799999 | 4.15 |
| 731 | Sprinkler activation due to malfunction | 1 | 0.40% | 0 | 13 | 0 | 1 | 4 | 0.00 | 1 | 7.00 | 5.850000 | 3.80 |
| 733 | Smoke detector activation due to malfunction | 3 | 1.20% | 0 | 12.67 | 0 | 1.33 | 4 | 0.00 | 1 | 4.74 | 10.933331 | 4.37 |
| 735 | Alarm system sounded due to malfunction | 3 | 1.20% | 0 | 8.33 | 1.33 | 0.67 | 2.67 | 0.33 | 0.67 | 3.67 | 9.533332 | 3.94 |
| 743 | Smoke detector activation, no fire - unintentional | 3 | 1.20% | 0 | 13.33 | 0 | 1 | 4.33 | 0.00 | 1 | 3.82 | 7.933331 | 3.73 |

| CODE | DESCRIPTOR | FREQUENCY | FREQ. PERCENT | EXPs | AVG # SUPPR. PERS | AVG # EMS PERS | AVG # OTHER PERS | AVG # SUPPR. APPR. | AVG # EMS APPR. | AVG # OTHER APPR. | AVERAGE # MAN HOURS | TOTAL MAN HOURS | AVERAGE RESPONSE TIME (min) |
|----------------------------|--|-----------|------------------|------|-------------------------|----------------------|------------------------|--------------------------|-----------------------|-------------------------|------------------------|--------------------|-----------------------------------|
| 744 | Detector activation, no fire - unintentional | 1 | 0.40% | 0 | 13 | 0 | 1 | 4 | 0.00 | 1 | 2.80 | 1.983333 | 4.48 |
| 745 | Alarm system activation, no fire - unintentional | 6 | 2.40% | 0 | 10.33 | 0 | 0.83 | 3.33 | 0.00 | 0.67 | 4.37 | 17.133331 | 5.69 |
| Totals | | 250 | 100% | 0 | 2.04 | 2.78 | 0.18 | 0.65 | 0.88 | 0.17 | 1.70 | 358.53 | 4.09 |
| Mutual Aid Given Incidents | | 9 | | | | | | | | | | | |



Dalton Fire Department

404 School Street, Dalton, GA 30720

Phone: 706-278-7363

Response Summary by Station

Report Period: 02/01/23 - 02/28/23 23:59:59

| Station | Responses | % Fire | % EMS | Other | Per Day |
|-----------|-----------|--------|-------|-------|---------|
| Station 1 | 106 | 3.77 | 70.75 | 25.47 | 3.93 |
| Station 2 | 43 | 2.33 | 67.44 | 30.23 | 1.59 |
| Station 3 | 62 | 6.45 | 67.74 | 25.81 | 2.3 |
| Station 4 | 29 | 3.45 | 48.28 | 48.28 | 1.07 |
| Station 5 | 22 | 0 | 68.18 | 31.82 | 0.81 |

Total 262



Dalton Fire Department

404 School Street, Dalton, GA 30720

Phone: 706-278-7363

Breakdown by Incident Type

Report Period: 02/01/23 - 02/28/23 23:59:59

| Incident Type | Incidents | Exposures |
|--|-----------|-----------|
| 311 Medical assist, assist EMS crew | 148 | 0 |
| 611 Dispatched & canceled en route | 26 | 0 |
| 322 Motor vehicle accident with injuries | 16 | 0 |
| 324 Motor vehicle accident with no injuries. | 10 | 0 |
| 745 Alarm system activation, no fire - unintentional | 6 | 0 |
| 622 No incident found on arrival at dispatch address | 5 | 0 |
| 651 Smoke scare, odor of smoke | 4 | 0 |
| 733 Smoke detector activation due to malfunction | 3 | 0 |
| 735 Alarm system sounded due to malfunction | 3 | 0 |
| 743 Smoke detector activation, no fire - unintentional | 3 | 0 |
| 118 Trash or rubbish fire, contained | 3 | 0 |
| 131 Passenger vehicle fire | 3 | 0 |
| 412 Gas leak (natural gas or LPG) | 3 | 0 |
| 151 Outside rubbish, trash or waste fire | 2 | 0 |
| 251 Excessive heat, scorch burns with no ignition | 2 | 0 |
| 671 HazMat release investigation w/no HazMat | 2 | 0 |
| 411 Gasoline or other flammable liquid spill | 2 | 0 |
| 553 Public service | 2 | 0 |
| 561 Unauthorized burning | 1 | 0 |
| 600 Good intent call, other | 1 | 0 |
| 710 Malicious, mischievous false call, other | 1 | 0 |
| 731 Sprinkler activation due to malfunction | 1 | 0 |
| 744 Detector activation, no fire - unintentional | 1 | 0 |
| 741 Sprinkler activation, no fire - unintentional | 1 | 0 |

03/01/23 09:30:34

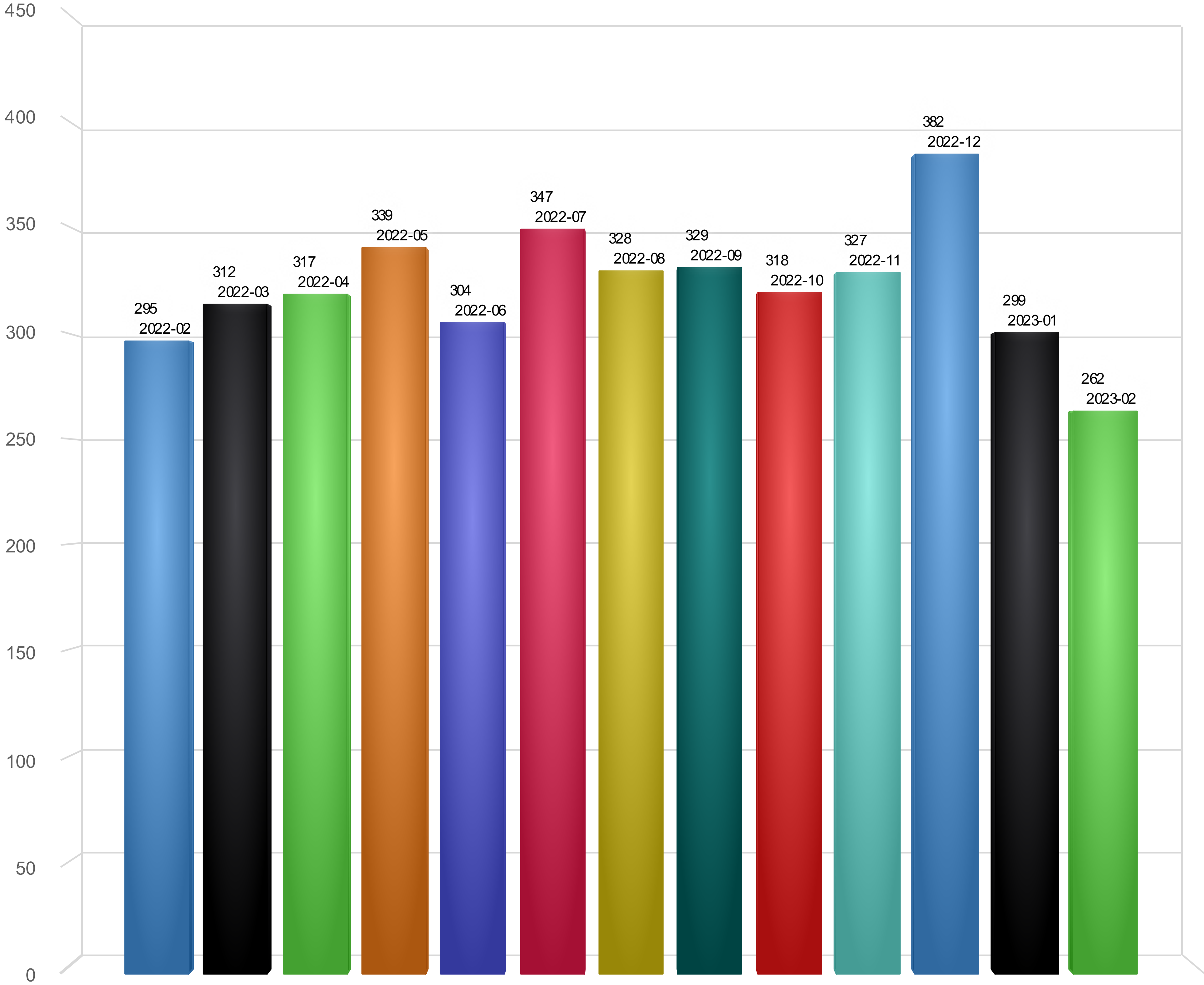
| Incident Type | Incidents | Exposures |
|--|-----------|-----------|
| 000 None | 1 | 0 |
| 323 Motor vehicle/pedestrian accident (MV Ped) | 1 | 0 |
| 132 Road freight or transport vehicle fire | 1 | 0 |
| 140 Natural vegetation fire, other | 1 | 0 |
| 413 Oil or other combustible liquid spill | 1 | 0 |
| 422 Chemical spill or leak | 1 | 0 |
| 424 Carbon monoxide incident | 1 | 0 |
| 442 Overheated motor | 1 | 0 |
| 444 Power line down | 1 | 0 |
| 445 Arcing, shorted electrical equipment | 1 | 0 |
| 531 Smoke or odor removal | 1 | 0 |
| 550 Public service assistance, other | 1 | 0 |
| 551 Assist police or other governmental agency | 1 | 0 |

| | Incidents | Exposures |
|-------|-----------|-----------|
| Total | 262 | 0 |

Incidents by Months

02/01/2022-02/28/2023

- 2022-02
- 2022-03
- 2022-04
- 2022-05
- 2022-06
- 2022-07
- 2022-08
- 2022-09
- 2022-10
- 2022-11
- 2022-12
- 2023-01
- 2023-02



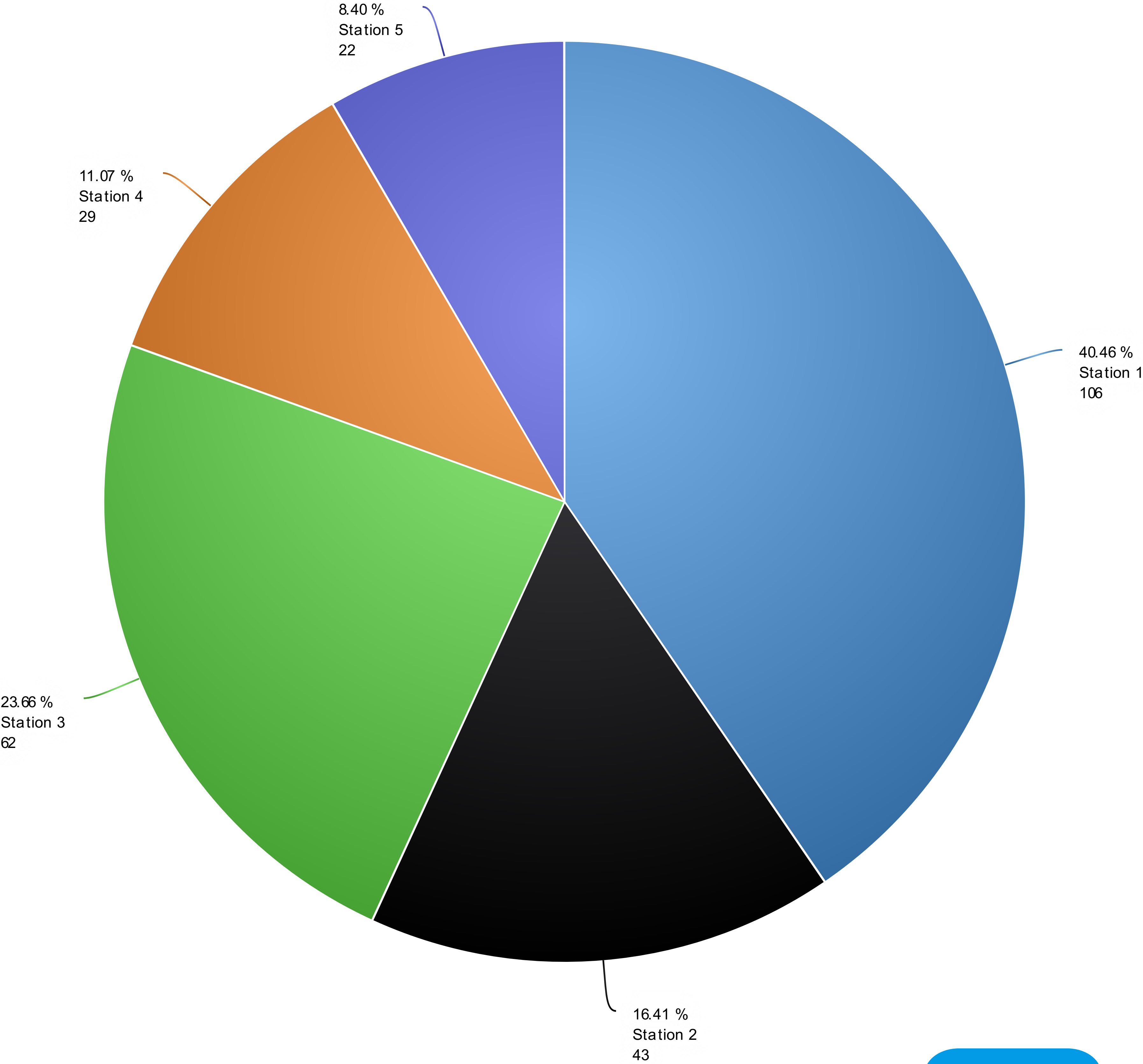
Incident Count

Total of Month: 4,159

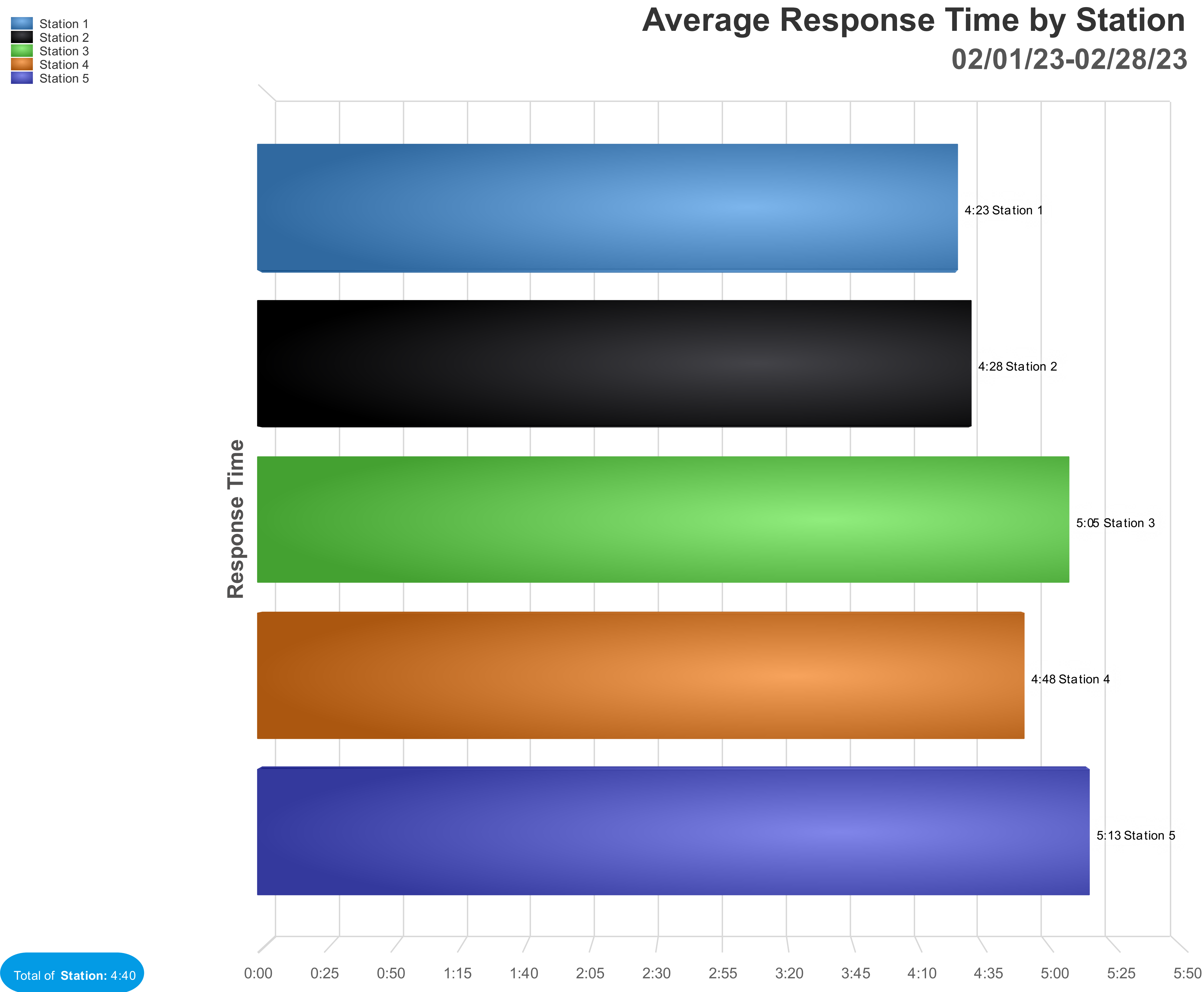
- Station 1
- Station 2
- Station 3
- Station 4
- Station 5

Incidents by Stations

02/01/2023-02/28/2023

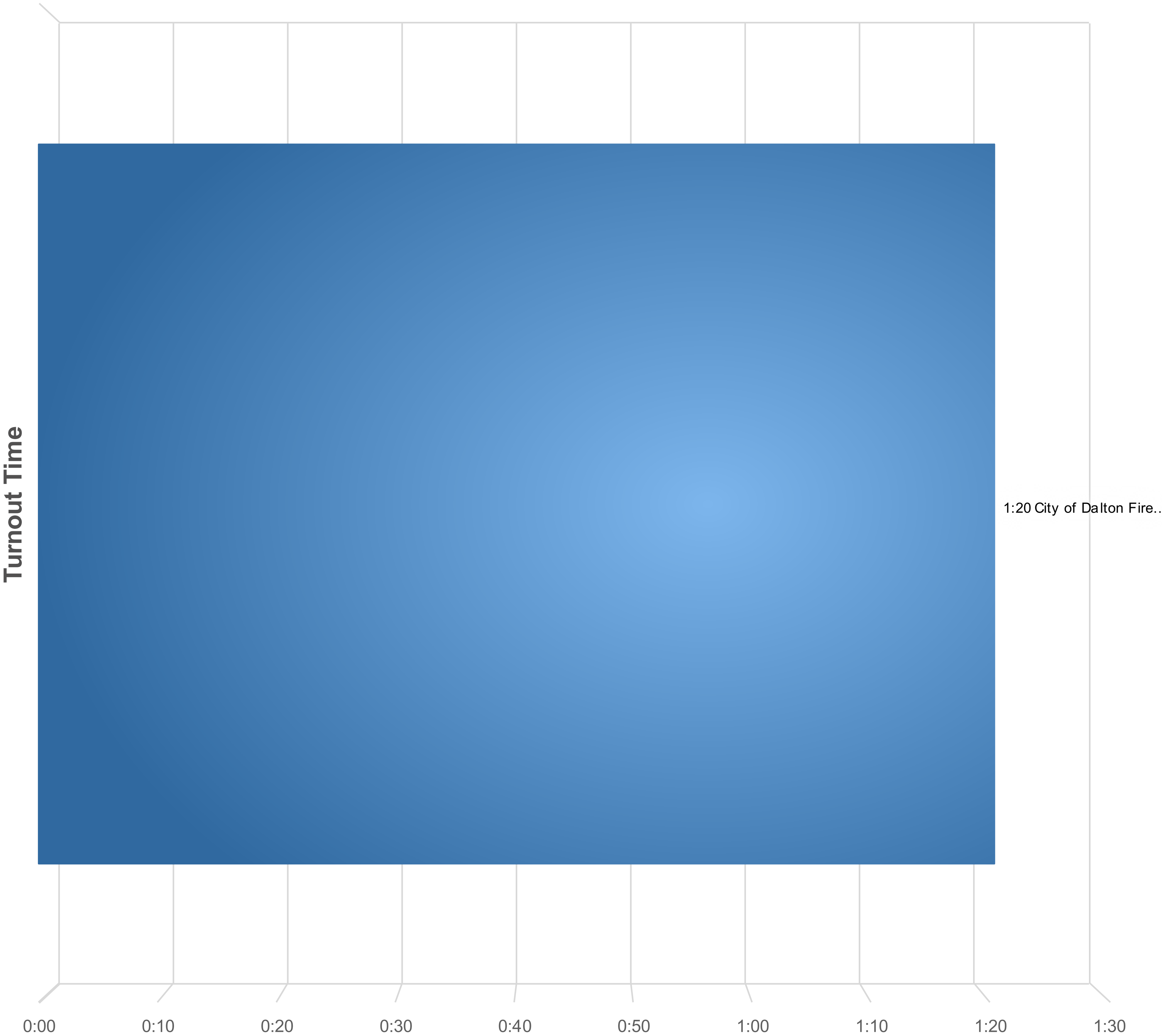


Total of Station: 262



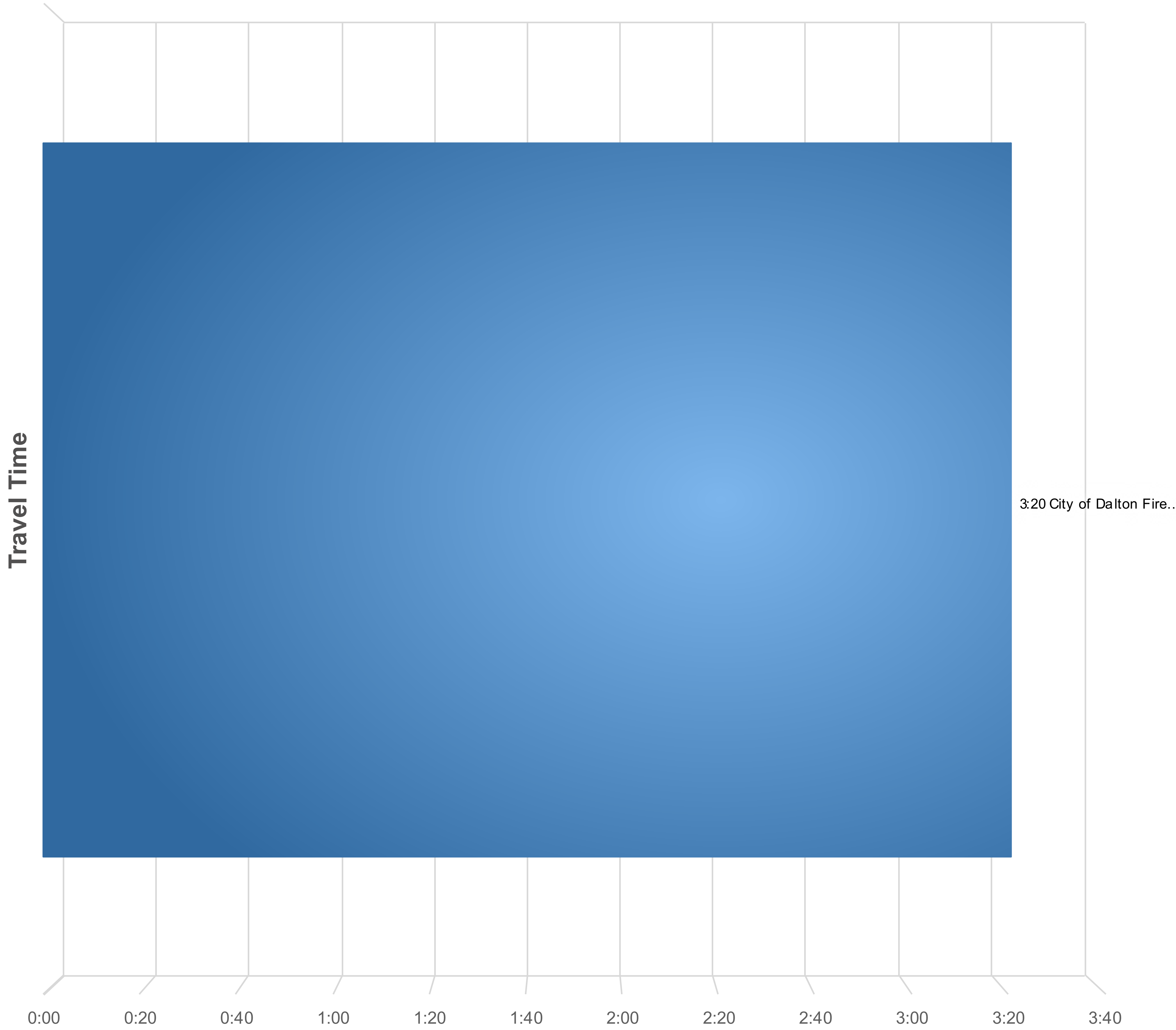
Department Average Turnout Time (Alarm-> First En Route)

02/01/23-02/28/23



Department Average Travel Time (First En Route -> First Unit Arrival)

02/01/2023-02/28/2023





Dalton Fire Department

404 School Street, Dalton, GA 30720

Phone: 706-278-7363

Staff Hours by Incident Type

Report Period: 02/01/23 - 02/28/23 23:59:59

| Incident Type | Hours |
|--|--------|
| 311 Medical assist, assist EMS crew | 142.22 |
| 322 Motor vehicle accident with injuries | 37.56 |
| 745 Alarm system activation, no fire - unintentional | 17.13 |
| 651 Smoke scare, odor of smoke | 14.03 |
| 324 Motor vehicle accident with no injuries. | 13.80 |
| 422 Chemical spill or leak | 11.50 |
| 733 Smoke detector activation due to malfunction | 10.93 |
| 412 Gas leak (natural gas or LPG) | 10.80 |
| 411 Gasoline or other flammable liquid spill | 10.30 |
| 251 Excessive heat, scorch burns with no ignition | 9.65 |
| 735 Alarm system sounded due to malfunction | 9.53 |
| 413 Oil or other combustible liquid spill | 8.05 |
| 743 Smoke detector activation, no fire - unintentional | 7.93 |
| 622 No incident found on arrival at dispatch address | 7.29 |
| 445 Arcing, shorted electrical equipment | 6.88 |
| 731 Sprinkler activation due to malfunction | 5.85 |
| 611 Dispatched & canceled en route | 5.60 |
| 671 HazMat release investigation w/no HazMat | 5.43 |
| 424 Carbon monoxide incident | 5.17 |
| 118 Trash or rubbish fire, contained | 4.82 |
| 531 Smoke or odor removal | 4.47 |
| 151 Outside rubbish, trash or waste fire | 4.27 |
| 551 Assist police or other governmental agency | 3.45 |
| 131 Passenger vehicle fire | 3.15 |

| Incident Type | Hours |
|---|-------|
| 710 Malicious, mischievous false call, other | 2.80 |
| 000 None | 2.25 |
| 132 Road freight or transport vehicle fire | 2.05 |
| 741 Sprinkler activation, no fire - unintentional | 2.00 |
| 744 Detector activation, no fire - unintentional | 1.98 |
| 553 Public service | 1.62 |
| 561 Unauthorized burning | 1.20 |
| 444 Power line down | 0.75 |
| 600 Good intent call, other | 0.72 |
| 323 Motor vehicle/pedestrian accident (MV Ped) | 0.65 |
| 140 Natural vegetation fire, other | 0.60 |
| 442 Overheated motor | 0.45 |
| 550 Public service assistance, other | 0.40 |

| | |
|--------------|---------------|
| Total | 377.28 |
|--------------|---------------|



Dalton Fire Department

404 School Street, Dalton, GA 30720

Phone: 706-278-7363

Injuries and Property Los

(Dates: 02/01/23 - 02/28/23 23:59:59)

| CODE | DESCRIPTOR | FREQ | FREQ % | EXPs | CIV DTHS | CIV DTHS | CIV INJ | CIV INJS | FF DTHS | FF DTHS | FF INJ | FF INJS | PROP LOSS | PROP LOSS | CONT LOSS | CONT LOSS | TOTAL LOSS | TOTAL LOSS % |
|------|---|------|--------|------|----------|----------|---------|----------|---------|---------|--------|---------|-----------|-----------|-----------|-----------|------------|--------------|
| 118 | Trash or rubbish fire, contained | 3 | 1.20% | 0 | 0 | 0.00% | 0 | 0.00% | 0 | 0.00% | 0 | 0.00% | 0 | 0.00% | 0 | 0.00% | 0 | 0.00% |
| 131 | Passenger vehicle fire | 3 | 1.20% | 0 | 0 | 0.00% | 0 | 0.00% | 0 | 0.00% | 0 | 0.00% | 6,200 | 92.54% | 500 | 100.00 % | 6,700 | 93.06% |
| 132 | Road freight or transport vehicle fire | 0 | 0.00% | 0 | 0 | 0.00% | 0 | 0.00% | 0 | 0.00% | 0 | 0.00% | 0 | 0.00% | 0 | 0.00% | 0 | 0.00% |
| 140 | Natural vegetation fire, other | 1 | 0.40% | 0 | 0 | 0.00% | 0 | 0.00% | 0 | 0.00% | 0 | 0.00% | 0 | 0.00% | 0 | 0.00% | 0 | 0.00% |
| 151 | Outside rubbish, trash or waste fire | 2 | 0.80% | 0 | 0 | 0.00% | 0 | 0.00% | 0 | 0.00% | 0 | 0.00% | 500 | 7.46% | 0 | 0.00% | 500 | 6.94% |
| 251 | Excessive heat, scorch burns with no ignition | 2 | 0.80% | 0 | 0 | 0.00% | 0 | 0.00% | 0 | 0.00% | 0 | 0.00% | 0 | 0.00% | 0 | 0.00% | 0 | 0.00% |
| 311 | Medical assist, assist EMS crew | 147 | 59.04% | 0 | 0 | 0.00% | 0 | 0.00% | 0 | 0.00% | 0 | 0.00% | 0 | 0.00% | 0 | 0.00% | 0 | 0.00% |
| 322 | Motor vehicle accident with injuries | 13 | 5.22% | 0 | 0 | 0.00% | 0 | 0.00% | 0 | 0.00% | 0 | 0.00% | 0 | 0.00% | 0 | 0.00% | 0 | 0.00% |
| 323 | Motor vehicle/pedestrian accident (MV Ped) | 1 | 0.40% | 0 | 0 | 0.00% | 0 | 0.00% | 0 | 0.00% | 0 | 0.00% | 0 | 0.00% | 0 | 0.00% | 0 | 0.00% |

| CODE | DESCRIPTOR | FREQ | FREQ % | EXPs | CIV DTHS | CIV DTHS | CIV INJ | CIV INJS | FF DTHS | FF DTHS | FF INJ | FF INJS | PROP LOSS | PROP LOSS | CONT LOSS | CONT LOSS | TOTAL LOSS | TOTAL LOSS % |
|------|--|------|--------|------|----------|----------|---------|----------|---------|---------|--------|---------|-----------|-----------|-----------|-----------|------------|--------------|
| 324 | Motor vehicle accident with no injuries. | 9 | 3.61% | 0 | 0 | 0.00% | 0 | 0.00% | 0 | 0.00% | 0 | 0.00% | 0 | 0.00% | 0 | 0.00% | 0 | 0.00% |
| 411 | Gasoline or other flammable liquid spill | 1 | 0.40% | 0 | 0 | 0.00% | 0 | 0.00% | 0 | 0.00% | 0 | 0.00% | 0 | 0.00% | 0 | 0.00% | 0 | 0.00% |
| 412 | Gas leak (natural gas or LPG) | 3 | 1.20% | 0 | 0 | 0.00% | 0 | 0.00% | 0 | 0.00% | 0 | 0.00% | 0 | 0.00% | 0 | 0.00% | 0 | 0.00% |
| 413 | Oil or other combustible liquid spill | 1 | 0.40% | 0 | 0 | 0.00% | 0 | 0.00% | 0 | 0.00% | 0 | 0.00% | 0 | 0.00% | 0 | 0.00% | 0 | 0.00% |
| 422 | Chemical spill or leak | 1 | 0.40% | 0 | 0 | 0.00% | 0 | 0.00% | 0 | 0.00% | 0 | 0.00% | 0 | 0.00% | 0 | 0.00% | 0 | 0.00% |
| 424 | Carbon monoxide incident | 1 | 0.40% | 0 | 0 | 0.00% | 0 | 0.00% | 0 | 0.00% | 0 | 0.00% | 0 | 0.00% | 0 | 0.00% | 0 | 0.00% |
| 442 | Overheated motor | 0 | 0.00% | 0 | 0 | 0.00% | 0 | 0.00% | 0 | 0.00% | 0 | 0.00% | 0 | 0.00% | 0 | 0.00% | 0 | 0.00% |
| 444 | Power line down | 1 | 0.40% | 0 | 0 | 0.00% | 0 | 0.00% | 0 | 0.00% | 0 | 0.00% | 0 | 0.00% | 0 | 0.00% | 0 | 0.00% |
| 445 | Arcing, shorted electrical equipment | 1 | 0.40% | 0 | 0 | 0.00% | 0 | 0.00% | 0 | 0.00% | 0 | 0.00% | 0 | 0.00% | 0 | 0.00% | 0 | 0.00% |
| 531 | Smoke or odor removal | 1 | 0.40% | 0 | 0 | 0.00% | 0 | 0.00% | 0 | 0.00% | 0 | 0.00% | 0 | 0.00% | 0 | 0.00% | 0 | 0.00% |
| 550 | Public service assistance, other | 1 | 0.40% | 0 | 0 | 0.00% | 0 | 0.00% | 0 | 0.00% | 0 | 0.00% | 0 | 0.00% | 0 | 0.00% | 0 | 0.00% |
| 551 | Assist police or other governmental agency | 1 | 0.40% | 0 | 0 | 0.00% | 0 | 0.00% | 0 | 0.00% | 0 | 0.00% | 0 | 0.00% | 0 | 0.00% | 0 | 0.00% |

| CODE | DESCRIPTOR | FREQ | FREQ % | EXPs | CIV DTHS | CIV DTHS | CIV INJ | CIV INJS | FF DTHS | FF DTHS | FF INJ | FF INJS | PROP LOSS | PROP LOSS | CONT LOSS | CONT LOSS | TOTAL LOSS | TOTAL LOSS % |
|------|--|------|--------|------|----------|----------|---------|----------|---------|---------|--------|---------|-----------|-----------|-----------|-----------|------------|--------------|
| 553 | Public service | 2 | 0.80% | 0 | 0 | 0.00% | 0 | 0.00% | 0 | 0.00% | 0 | 0.00% | 0 | 0.00% | 0 | 0.00% | 0 | 0.00% |
| 561 | Unauthorized burning | 1 | 0.40% | 0 | 0 | 0.00% | 0 | 0.00% | 0 | 0.00% | 0 | 0.00% | 0 | 0.00% | 0 | 0.00% | 0 | 0.00% |
| 600 | Good intent call, other | 1 | 0.40% | 0 | 0 | 0.00% | 0 | 0.00% | 0 | 0.00% | 0 | 0.00% | 0 | 0.00% | 0 | 0.00% | 0 | 0.00% |
| 611 | Dispatched & canceled en route | 23 | 9.24% | 0 | 0 | 0.00% | 0 | 0.00% | 0 | 0.00% | 0 | 0.00% | 0 | 0.00% | 0 | 0.00% | 0 | 0.00% |
| 622 | No incident found on arrival at dispatch address | 5 | 2.01% | 0 | 0 | 0.00% | 0 | 0.00% | 0 | 0.00% | 0 | 0.00% | 0 | 0.00% | 0 | 0.00% | 0 | 0.00% |
| 651 | Smoke scare, odor of smoke | 4 | 1.61% | 0 | 0 | 0.00% | 0 | 0.00% | 0 | 0.00% | 0 | 0.00% | 0 | 0.00% | 0 | 0.00% | 0 | 0.00% |
| 671 | HazMat release investigation w/no HazMat | 2 | 0.80% | 0 | 0 | 0.00% | 0 | 0.00% | 0 | 0.00% | 0 | 0.00% | 0 | 0.00% | 0 | 0.00% | 0 | 0.00% |
| 710 | Malicious, mischievous false call, other | 1 | 0.40% | 0 | 0 | 0.00% | 0 | 0.00% | 0 | 0.00% | 0 | 0.00% | 0 | 0.00% | 0 | 0.00% | 0 | 0.00% |
| 731 | Sprinkler activation due to malfunction | 1 | 0.40% | 0 | 0 | 0.00% | 0 | 0.00% | 0 | 0.00% | 0 | 0.00% | 0 | 0.00% | 0 | 0.00% | 0 | 0.00% |
| 733 | Smoke detector activation due to malfunction | 3 | 1.20% | 0 | 0 | 0.00% | 0 | 0.00% | 0 | 0.00% | 0 | 0.00% | 0 | 0.00% | 0 | 0.00% | 0 | 0.00% |
| 735 | Alarm system sounded due to malfunction | 3 | 1.20% | 0 | 0 | 0.00% | 0 | 0.00% | 0 | 0.00% | 0 | 0.00% | 0 | 0.00% | 0 | 0.00% | 0 | 0.00% |
| 741 | Sprinkler activation, no fire - unintentional | 0 | 0.00% | 0 | 0 | 0.00% | 0 | 0.00% | 0 | 0.00% | 0 | 0.00% | 0 | 0.00% | 0 | 0.00% | 0 | 0.00% |

| CODE | DESCRIPTOR | FREQ | FREQ % | EXPs | CIV DTHS | CIV DTHS | CIV INJ | CIV INJS | FF DTHS | FF DTHS | FF INJ | FF INJS | PROP LOSS | PROP LOSS | CONT LOSS | CONT LOSS | TOTAL LOSS | TOTAL LOSS % |
|-----------------------------------|--|------|--------|------|----------|----------|---------|----------|---------|---------|--------|---------|-----------|-----------|-----------|-----------|------------|--------------|
| 743 | Smoke detector activation, no fire - unintentional | 3 | 1.20% | 0 | 0 | 0.00% | 0 | 0.00% | 0 | 0.00% | 0 | 0.00% | 0 | 0.00% | 0 | 0.00% | 0 | 0.00% |
| 744 | Detector activation, no fire - unintentional | 1 | 0.40% | 0 | 0 | 0.00% | 0 | 0.00% | 0 | 0.00% | 0 | 0.00% | 0 | 0.00% | 0 | 0.00% | 0 | 0.00% |
| 745 | Alarm system activation, no fire - unintentional | 6 | 2.41% | 0 | 0 | 0.00% | 0 | 0.00% | 0 | 0.00% | 0 | 0.00% | 0 | 0.00% | 0 | 0.00% | 0 | 0.00% |
| Totals | | 249 | 100% | 0 | 0 | 100% | 0 | 100% | 0 | 100% | 0 | 100% | 6,700 | 100% | 500 | 100% | 7,200 | 100% |
| Mutual Aid Given Incidents | | 12 | | | | | | | | | | | | | | | | |

Training Division Monthly Report

February 2023

Overview

Recruit Class 2023-01 continued throughout the month with 6 candidates enrolled. The department hosted Georgia Smoke Diver class #62 at the training center. Biennial recertification training for licensed EMTs and Paramedics continued in February with a session on obstetrics and pediatrics. Monthly training included territory familiarization, pre-fire training, core competency check-offs, special operations training, and company level drills chosen by company officers. Training hours during the month of February totaled 2,802.

Outside Schools

2 firefighters completed Georgia Smoke Diver class #62.

4 students attended Pressurized Container Fire Control hosted at the Calhoun Fire Department training center.

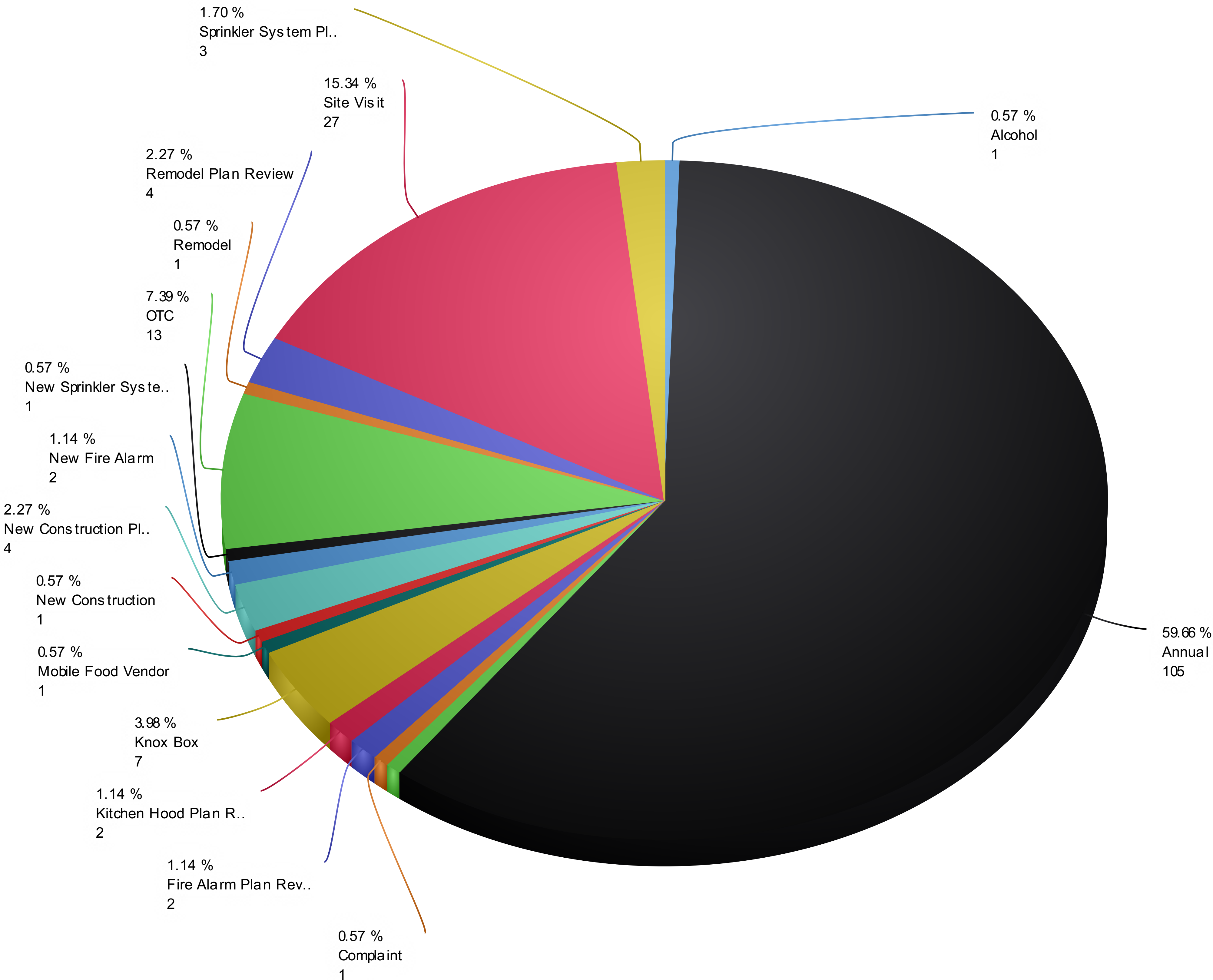
5 students attended Risk-based Response to Battery Emergencies at Gordon County Fire Rescue.

1 Chief Officer attended New Executive Chief Officer at the National Fire Academy in Emmitsburg, Maryland.

Inspection Visit History by Inspection Type

02/01/2023-02/28/2023

- Alcohol
- Annual
- Annual Apartment
- Complaint
- Fire Alarm Plan Review
- Kitchen Hood Plan Review
- Knox Box
- Mobile Food Vendor
- New Construction
- New Construction Plan Review
- New Fire Alarm
- New Sprinkler System
- OTC
- Remodel
- Remodel Plan Review
- Site Visit
- Sprinkler System Plan Review



Total of Inspection Type: 176