



Dalton Fire Department

404 School Street, Dalton, GA 30720

Phone: 706-278-7363

Breakdown by Incident Type

Report Period: 09/01/24 - 09/30/24 23:59:59

Incident Type	Incidents	Exposures
311 Medical assist, assist EMS crew	181	0
611 Dispatched & canceled en route	38	0
322 Motor vehicle accident with injuries	21	0
745 Alarm system activation, no fire - unintentional	16	0
622 No incident found on arrival at dispatch address	14	0
743 Smoke detector activation, no fire - unintentional	12	0
735 Alarm system sounded due to malfunction	8	0
324 Motor vehicle accident with no injuries.	8	0
651 Smoke scare, odor of smoke	7	0
445 Arcing, shorted electrical equipment	5	0
444 Power line down	4	0
733 Smoke detector activation due to malfunction	3	0
553 Public service	3	0
411 Gasoline or other flammable liquid spill	3	0
142 Brush or brush-and-grass mixture fire	3	0
143 Grass fire	2	0
111 Building fire	2	0
352 Extrication of victim(s) from vehicle	2	0
522 Water or steam leak	2	0
542 Animal rescue	2	0
744 Detector activation, no fire - unintentional	2	0
746 Carbon monoxide detector activation, no CO	2	0
814 Lightning strike (no fire)	1	0
736 CO detector activation due to malfunction	1	0

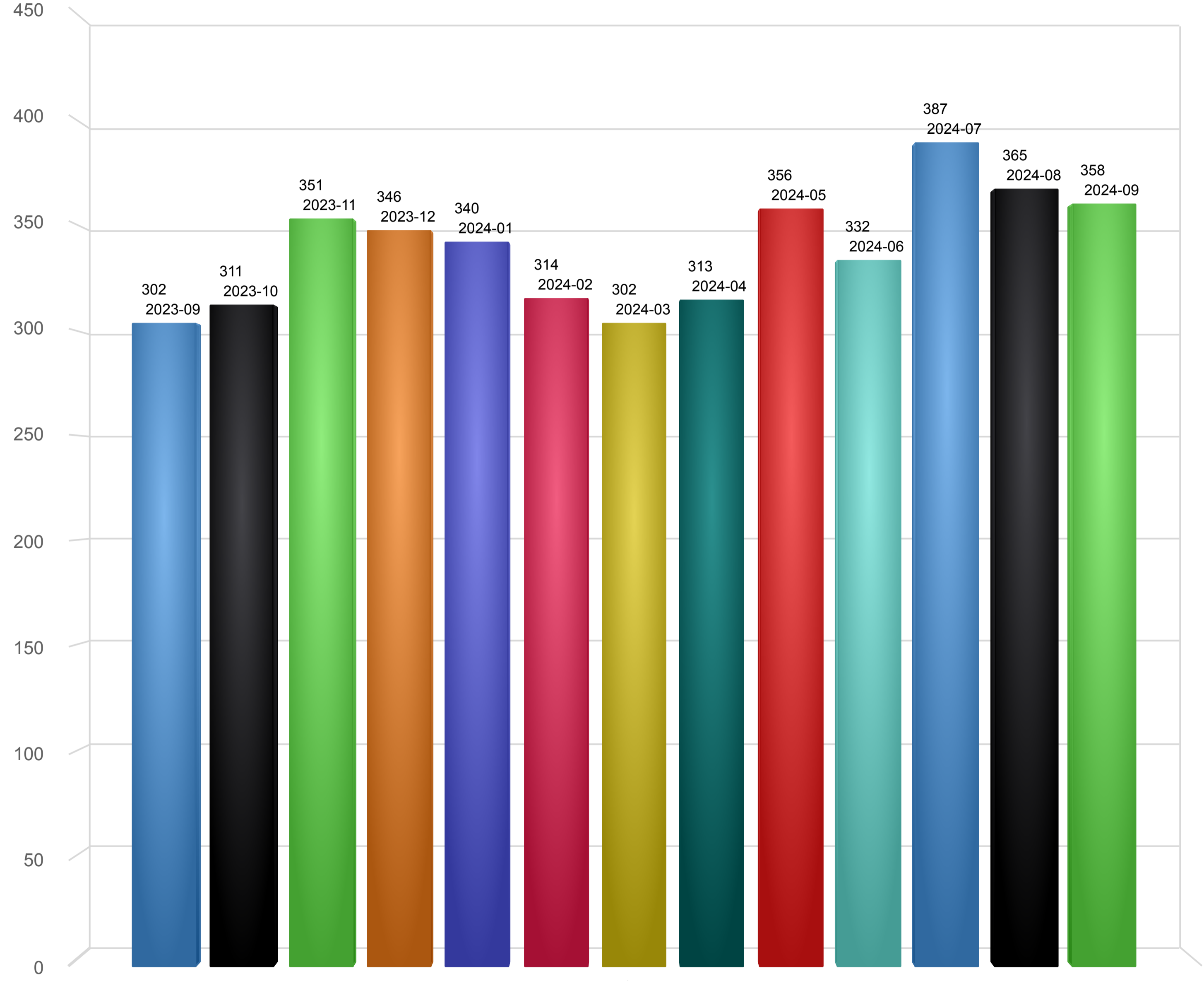
Incident Type	Incidents	Exposures
356 High-angle rescue	1	0
461 Building or structure weakened or collapsed	1	0
500 Service Call, other	1	0
520 Water problem, other	1	0
561 Unauthorized burning	1	0
671 HazMat release investigation w/no HazMat	1	0
732 Extinguishing system activation due to malfunction	1	0
112 Fires in structure other than in a building	1	0
113 Cooking fire, confined to container	1	0
118 Trash or rubbish fire, contained	1	0
151 Outside rubbish, trash or waste fire	1	0
173 Cultivated trees or nursery stock fire	1	0
412 Gas leak (natural gas or LPG)	1	0
413 Oil or other combustible liquid spill	1	0
422 Chemical spill or leak	1	0
350 Extrication, rescue, other	1	0

	Incidents	Exposures
Total	358	0

Incidents by Months

09/01/2023-09/30/2024

- 2023-09
- 2023-10
- 2023-11
- 2023-12
- 2024-01
- 2024-02
- 2024-03
- 2024-04
- 2024-05
- 2024-06
- 2024-07
- 2024-08
- 2024-09



Incident Count

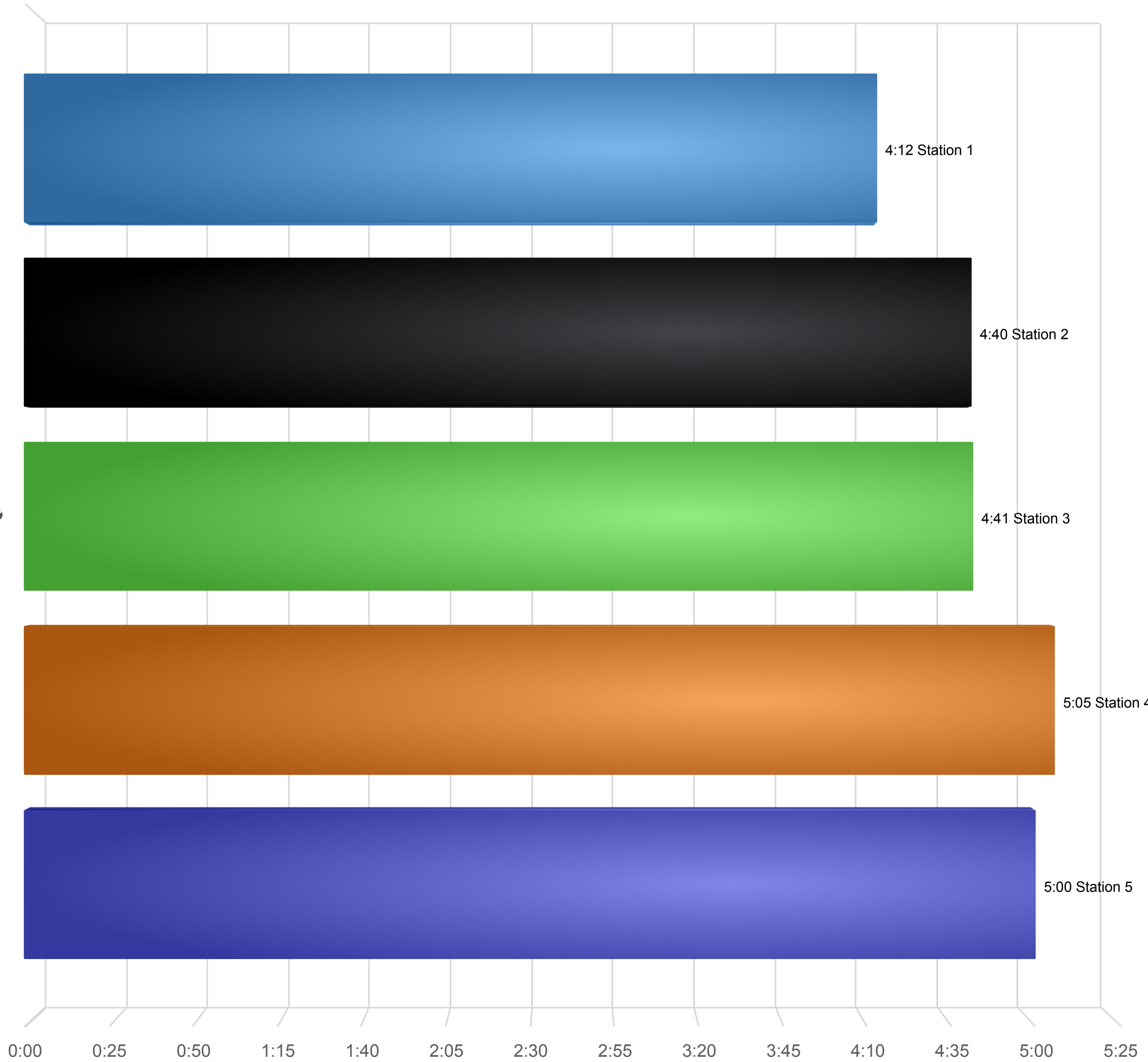
Total of Month: 4,377

Average Response Time by Station

09/01/23-09/30/24

- Station 1
- Station 2
- Station 3
- Station 4
- Station 5

Response Time

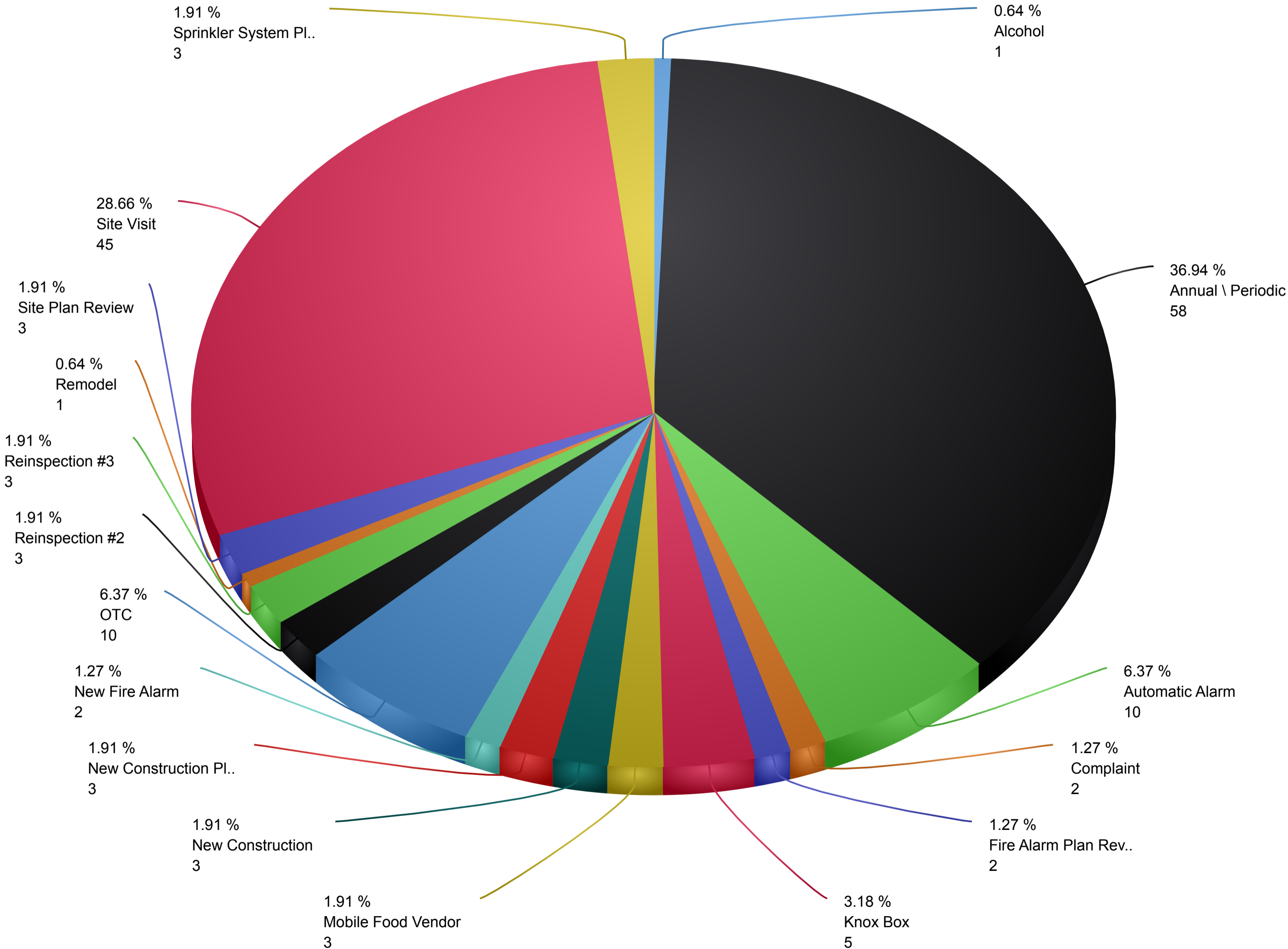


Total of Station: 4:35

Inspection Visit History by Inspection Type

09/01/2024-09/30/2024

- Alcohol
- Annual \ Periodic
- Automatic Alarm
- Complaint
- Fire Alarm Plan Review
- Knox Box
- Mobile Food Vendor
- New Construction
- New Construction Plan Review
- New Fire Alarm
- OTC
- Reinspection #2
- Reinspection #3
- Remodel
- Site Plan Review
- Site Visit
- Sprinkler System Plan Review



Total of Inspection Type: 157

Training Division Monthly Report

September 2024

Overview

Recruit Class 2024-02 continued throughout the month with 3 candidates enrolled. All candidates have now challenged and passed state and national certification exams to the level of Firefighter 1. The department played host to Georgia Emergency Management Agency's annual hazardous materials symposium held at the Dalton Convention Center. The Training Division delivered a course on the use of Paratech vehicle stabilization kits in conjunction with the Paratech MultiForce air bag system. Monthly training included territory familiarization, core competency drills, special operations training, and company level drills chosen by company officers. Training hours during the month of September totaled 2,572.

Outside Schools

Three personnel attended an 8-hour Command & Control of Train Derailments course during the 2024 GEMA hazardous materials symposium hosted at the Dalton Convention Center.

Five personnel attended an 8-hour course titled Hazmat Officer Strategy & Tactics: Incident Analysis and Planning during the 2024 GEMA hazardous materials symposium hosted at the Dalton Convention Center.

Two officers attended Fire Origin & Cause Determination for Company Officers co-hosted by Calhoun and Dalton Fire Departments.

One member of the Fire Prevention Division attended Fire Inspector 1 at GPSTC.

All candidates enrolled in Recruit Class 2024-02 completed the following Georgia Fire Academy/GEMA courses hosted at the City of Calhoun Fire Training Center:

- Interior Search & Rescue 1
- Handling Flammable & Combustible Liquids Incidents
- Pressurized Container Fire Control
- Crash Victim Extrication



TO: File

FROM: Carrie Hunter

RE: False Fire Alarm Fine Maximum Fees

DATE: September 19, 2024

Background:

The Dalton Fire Department has been called out repeatedly to businesses with automatic fire alarms. These alarms are malfunctioning, but the businesses have not remedied the problem. The city seeks to determine what the fine is, how the fine can be enforced, and if the fine can be raised.

The Law:

Under the Dalton City Code,

- It is unlawful to allow an automatic response alarm system to allow more than three false alarms or nuisance alarms for fire in any calendar year.
- For the first three responses to premises at which no other false alarm or nuisance alarm has occurred within a calendar year, no citation shall be issued,
 - However, the person having or maintaining the automatic response alarm system shall promptly make a written report to the fire chief or the chief's designee on forms prescribed by the fire department setting forth
 - the cause of the false alarm or the nuisance alarm,
 - the corrective action taken,
 - whether the alarm has been inspected by an authorized service technician
 - and such other information as the fire chief or the chief's designee may require determining the cause of the false alarm and corrective action necessary.
 - The fire chief or the chief's designee shall give notice to the person or business having or maintaining the alarm system of these requirements and of potential fines.

After the third false fire alarm in a year, the fire chief shall issue a citation to the Municipal court the person or entity responsible. Fines are billed to the fire department. The potential consequences are:

- civil fine of \$150.00 for the first violation in a calendar year,
- a civil fine of \$300.00 for the second violation in a calendar year,
- a civil fine of \$500.00 for the third violation in a calendar year, and a civil fine of \$750.00 for each additional violation in a calendar year.
- An additional fee of \$250 per incident after the third response if the fire department has to be on the scene more than 45 minutes.

The fire chief may also order the disconnection of a faulty system even if there have not been three false alarms, and reconnecting is illegal until corrective action is taken.

Under O.C.G.A. § 15-7-84, limitations that are imposed by the municipal charter will control the limitations of maximum punishment, and if there is no limitation, is "\$1,000.00 or six months' imprisonment or both, unless some other general law authorizes greater punishment." O.C.G.A. § 15-7-84. The limitations on fines must be in the charter and not just in an ordinance. *Id.*

The municipal court may fix punishment for offenses within its jurisdiction not exceeding a fine of \$1,000.00 or imprisonment for 180 days, or both such fine and imprisonment, or may fix punishment by fine, imprisonment, or alternative sentencing, as now or hereafter provided by law.

Dalton City Charter, Article IV., Sec. 4.13 (c).

Under O.C.G.A. § 36-60-28, a municipal government may also find that the alarm system contractor is responsible for any fines, fees, or penalties in relation to false alarms in situations where the false alarm is attributed to an error of the alarm system contractor or improper installation by the alarm system contractor or if the alarm system contractor cannot provide evidence of telephone logs, other electronic means, or visual evidence that the alarm verification process as provided in Code Section 35-1-9 was followed."

There is limited case law, but it does appear that other local governments are providing notifications prior to fines and that there is a procedure involved before there are citations related to these types of incidents. *E-Z Serve Convenience Stores v. Crowell*, 244 Ga. App. 43, 43, 535 S.E.2d 16, 17 (2000)(where a manager passed notifications of false alarms to their supervisor on three occasions and the fines were not paid, which resulted in the employee's arrest due to a bench warrant relating to the fines).

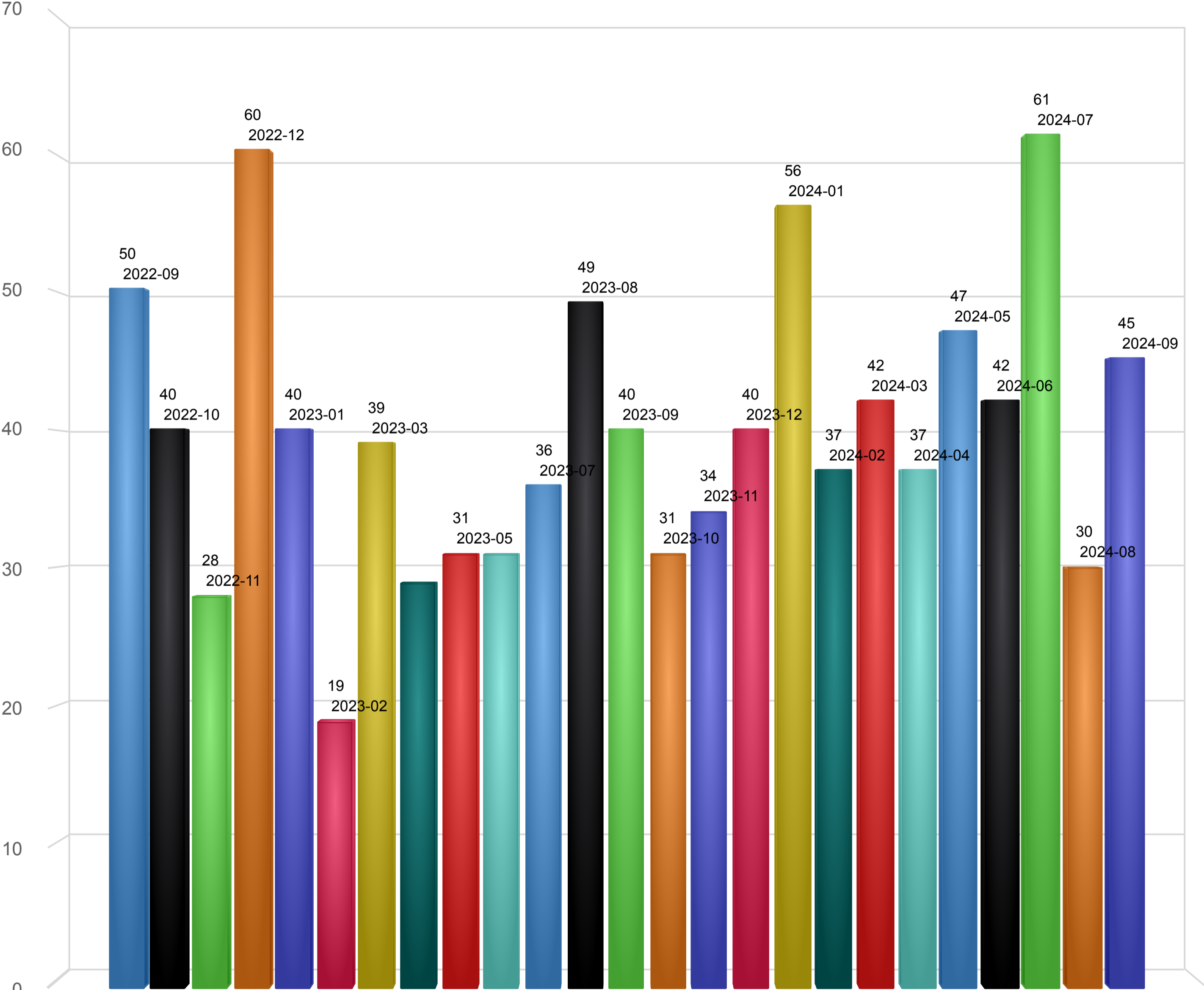
Conclusion:

Under state law, fines are limited to \$1000 unless the city government charter states the fine is another amount. In the city charter of Dalton, the fine limit is also \$1000, but the number of days for imprisonment are limited to 180 days. There is no upper limit in the state code that limits what the municipality can charge but the city would need to amend the current fines in the city charter to increase the fines. However, it is likely that there needs to be a notification procedure for those facing potential fines or imprisonment prior to fines being levied like in *E-Z Serve*.

Incidents by Months

09/01/2022-09/30/2024

- 2022-09
- 2022-10
- 2022-11
- 2022-12
- 2023-01
- 2023-02
- 2023-03
- 2023-04
- 2023-05
- 2023-06
- 2023-07
- 2023-08
- 2023-09
- 2023-10
- 2023-11
- 2023-12
- 2024-01
- 2024-02
- 2024-03
- 2024-04
- 2024-05
- 2024-06
- 2024-07
- 2024-08
- 2024-09



Incident Count

Total of Month: 994



Dalton Fire Department

404 School Street, Dalton, GA 30720

Phone: 706-278-7363

Fire Alarm Analysis

Report Period: 09/2024

Incident Type	Hours	HrCost	Incidents	AppCost	Total Cost
700 False alarm or false call, other		\$0.00		\$0.00	\$0.00
710 Malicious, mischievous false call, other		\$0.00		\$0.00	\$0.00
711 Municipal alarm system, malicious false alarm		\$0.00		\$0.00	\$0.00
714 Central station, malicious false alarm		\$0.00		\$0.00	\$0.00
715 Local alarm system, malicious false alarm		\$0.00		\$0.00	\$0.00
730 System malfunction, other		\$0.00		\$0.00	\$0.00
731 Sprinkler activation due to malfunction		\$0.00		\$0.00	\$0.00
732 Extinguishing system activation due to malfunction	8.17	\$208.58	1	\$600.00	\$808.58
733 Smoke detector activation due to malfunction	21.69	\$553.75	3	\$1,800.00	\$2,353.75
734 Heat detector activation due to malfunction		\$0.00		\$0.00	\$0.00
735 Alarm system sounded due to malfunction	38.07	\$971.93	8	\$4,800.00	\$5,771.93
736 CO detector activation due to malfunction	4.12	\$105.18	1	\$600.00	\$705.18
740 Unintentional transmission of alarm, other		\$0.00		\$0.00	\$0.00
741 Sprinkler activation, no fire - unintentional		\$0.00		\$0.00	\$0.00
742 Extinguishing system activation		\$0.00		\$0.00	\$0.00
743 Smoke detector activation, no fire - unintentional	26.82	\$684.71	12	\$7,200.00	\$7,884.71
744 Detector activation, no fire - unintentional	3.70	\$94.46	2	\$1,200.00	\$1,294.46
745 Alarm system activation, no fire - unintentional	34.85	\$889.72	16	\$9,600.00	\$10,489.72
746 Carbon monoxide detector activation, no CO	4.50	\$114.89	2	\$1,200.00	\$1,314.89

September Total	141.92	\$3,623.22		\$27,000.00	\$29,308.33	Within Ordinance \$10,145.74
August Total	81.65	\$2,084.52		\$18,000.00	\$20,084.52	\$6,986.99
July Total	143.93	\$3,674.53		\$36,000.00	\$39,674.53	\$15,435.20

YEAR-TO-DATE BUDGET REPORT
09/30/2024

FOR 2024 09

ACCOUNTS FOR: 0010	GENERAL FUND - OPERATING	ORIGINAL APPROP	TRANFRS/ ADJSTMTS	REVISED BUDGET	YTD EXPENDED	ENCUMBRANCES	AVAILABLE BUDGET	PCT USED
350000	511100 WAGES REG	6,607,000	-4,000	6,603,000	4,589,320.11	.00	2,013,679.89	69.5%
350000	511300 WAGES - OT	561,000	0	561,000	369,964.46	.00	191,035.54	65.9%
350000	512100 GROUP INS	1,014,000	-62,650	951,350	701,864.07	.00	249,485.93	73.8%
350000	512200 FICA & MED	551,000	0	551,000	371,395.94	.00	179,604.06	67.4%
350000	512401 RETDCP	469,000	-10,000	459,000	326,230.98	.00	132,769.02	71.1%
350000	512402 RET DBP	1,070,000	-75,000	995,000	640,848.53	.00	354,151.47	64.4%
350000	512403 RET STATE	29,000	0	29,000	20,400.00	.00	8,600.00	70.3%
350000	512700 WORKERS CO	120,000	0	120,000	80,000.00	.00	40,000.00	66.7%
350000	512900 OTHER EMPL	45,000	0	45,000	27,991.76	.00	17,008.24	62.2%
350000	512915 CLEANING A	50,000	0	50,000	3,220.49	.00	46,779.51	6.4%
350000	512950 FD CANCER	19,000	0	19,000	16,835.00	.00	2,165.00	88.6%
350000	521200 HAZM PROFESSION	16,000	0	16,000	15,940.00	.00	60.00	99.6%
350000	522140 LAWN CARE	5,000	155	5,155	5,152.00	.00	3.00	99.9%
350000	522210 BUILD R&M	60,000	0	60,000	43,215.51	.00	16,784.49	72.0%
350000	522220 EQ REPAIRS	24,000	0	24,000	14,061.02	.00	9,938.98	58.6%
350000	522220 APPA MTN APP	100,000	100,000	200,000	154,211.93	1,866.42	43,921.65	78.0%
350000	522320 RENT EQUIP	4,000	0	4,000	2,154.20	.00	1,845.80	53.9%
350000	523100 INSURANCE	37,000	59,500	96,500	96,496.00	.00	4.00	100.0%
350000	523200 COMMUNICAT	37,000	0	37,000	25,252.11	786.70	10,961.19	70.4%
350000	523500 TRAVEL	20,000	0	20,000	3,028.62	.00	16,971.38	15.1%
350000	523600 DUES	5,000	0	5,000	787.00	2,325.00	1,888.00	62.2%
350000	523630 RADIO SUBC	12,000	0	12,000	10,492.20	.00	1,507.80	87.4%
350000	523640 VEHICLE IM	1,000	0	1,000	800.00	.00	200.00	80.0%
350000	523700 TRAINING	28,000	0	28,000	18,177.58	1,446.77	8,375.65	70.1%
350000	523900 OTHER PUR	0	400	400	378.65	.00	21.35	94.7%
350000	523920 SOFT LIC	19,000	275	19,275	18,596.75	.00	678.25	96.5%
350000	531100 SUP GENERA	25,000	-675	24,325	10,720.79	.00	13,604.21	44.1%
350000	531110 SUP OFFICE	4,000	0	4,000	2,680.53	.00	1,319.47	67.0%
350000	531120 UNIFORMS	150,000	0	150,000	143,146.98	.00	6,853.02	95.4%
350000	531150 SUP GROUND	3,000	-155	2,845	967.04	.00	1,877.96	34.0%
350000	531200 UTILITIES	145,000	0	145,000	106,089.54	.00	38,910.46	73.2%
350000	531250 OIL	6,000	0	6,000	1,390.87	.00	4,609.13	23.2%
350000	531270 GASOLINE	17,000	0	17,000	9,354.04	.00	7,645.96	55.0%
350000	531275 DIESEL	63,000	0	63,000	35,573.52	.00	27,426.48	56.5%
350000	531300 MEALS FOOD	2,000	0	2,000	828.31	.00	1,171.69	41.4%
350000	531600 SMALL EQUI	30,000	0	30,000	11,725.08	.00	18,274.92	39.1%
350000	531700 OTHER SUPP	15,000	0	15,000	7,326.05	.00	7,673.95	48.8%
350000	531700 HAZM OTHER SUPP	12,000	0	12,000	10,197.65	.00	1,802.35	85.0%
350000	531700 SAFET OTHER SUPP	5,000	0	5,000	4,469.41	.00	530.59	89.4%
350000	542500 OTHER EQUI	4,000	0	4,000	.00	.00	4,000.00	.0%
TOTAL GENERAL FUND - OPERATING		11,384,000	7,850	11,391,850	7,901,284.72	6,424.89	3,484,140.39	69.4%
TOTAL EXPENSES		11,384,000	7,850	11,391,850	7,901,284.72	6,424.89	3,484,140.39	