

**DALTON POLICE DEPARTMENT  
PUBLIC SAFETY COMMISSION MEETING  
JUNE 25, 2019**

**SUMMARY OF DATA AND CRIME STATISTICS FOR MAY 2019**

**General**

There were 90 Part 1 crimes reported in May 2019 versus 82 in May of 2018. May 2019 had approximately 26% more larcenies than the same time in 2018. There were approximately 47% less burglaries in May 2019 when compared to May 2018. In April 2019 there were five more aggravated assaults than in 2018. Year-to-date Part 1 crimes are down 6.09% from 2018.

DALTON POLICE DEPARTMENT CRIME STATISTICS												
Part I Offenses	INCIDENTS				CLEARANCES				ARRESTS			
			2019	2018			2019	2018			2019	2018
	5/19	5/18	YTD	YTD	5/19	5/18	YTD	YTD	5/19	5/18	YTD	YTD
Homicide	0	0	0	0	0	0	0	0	0	0	0	0
Rape	1	0	7	2	0	0	9	1	0	0	0	1
Robbery	0	1	2	8	0	2	1	8	0	2	1	8
Aggravated Assault	11	6	25	18	6	4	23	13	6	4	19	12
Burglary	9	17	44	68	3	1	9	12	2	1	8	10
Larceny - Theft	64	51	364	365	38	18	189	143	32	16	164	119
Motor Vehicle Theft	5	7	21	29	1	4	11	11	0	3	7	4
Arson	0	0	0	3	0	0	0	1	0	0	0	1
PART I SUBTOTAL	90	82	463	493	48	29	242	189	40	26	199	155















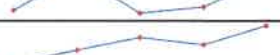


<b>Part 2 Offenses</b>	<b>Total</b>
Warrant Served	59
Battery/Assault - Non-aggravated	51
Controlled Substance Offenses	50
Traffic Offense	34
Destruct/Damage/Vandalize Property	33
Code Violation	33
Alcohol Offenses	29
Obstruction	28
Forgery/Fraud	27
Trespass of Real Property	26

Controlled substance offenses decreased by approximately 15.25% in May 2019 when compared to April 2019. Non-aggravated assaults increased by approximately 34.21% in May 2019 when compared to April 2019. Calls for service decreased by 8.34% when compared to 2018.

	<b>May 2019</b>	<b>May 2018</b>
Calls for Service	3,387	3,695
Traffic Crashes	126	114
Citations	913	1,211

**DALTON POLICE DEPARTMENT  
PUBLIC SAFETY COMMISSION MEETING  
JUNE 25, 2019**

DALTON POLICE DEPARTMENT CRIME DASHBOARD YTD 2015-2019  
May 2019

	2015	2016	2017	2018	2019	TREND
Part I Crimes YTD	563	536	523	493	463	
Homicides	1	0	0	0	0	
Rape	10	9	8	2	7	
Robbery	2	10	7	8	2	
Aggravated Assault	20	28	28	18	25	
<b>Violent Crime Totals</b>	<b>33</b>	<b>47</b>	<b>43</b>	<b>28</b>	<b>34</b>	
Burglary	72	72	64	68	44	
Larceny-Theft	427	394	376	365	364	
Motor Vehicle Theft	31	19	38	29	21	
Arson	0	4	2	3	0	
<b>Property Crime Totals</b>	<b>530</b>	<b>489</b>	<b>480</b>	<b>465</b>	<b>429</b>	
Violent Crime Clearance	79%	74%	77%	79%	97%	
Property Crime Clearance	42%	35%	39%	36%	49%	
Part I Arrests	199	167	187	155	199	
Citations	4,553	6,308	5,278	5,597	5,762	
Calls for Service	16,966	19,159	16,787	17,181	18,936	
Traffic Crashes	551	576	598	585	618	

## Analysis

In the year-to-date 2019 there have been 463 Part 1 crimes reported versus 493 in 2018 which shows an approximate decrease of 6.09%. There have been 2 robberies reported YTD, which is a decrease of approximately 75.00% when compared to 2019. There have been 7 reported rapes, which is higher than 2018, but on average with previous years.

There have been 34 violent crimes reported 2019 YTD compared to 28 reported violent crimes YTD 2018. Year-to-date property crimes have shown a decrease of approximately 7.74% when compared to 2018 YTD statistics.

Based on the statistics from the previous 5 years, property crime numbers are lower than the normal range for year-to-date statistics in May based on the past five years. Year-to-date violent crime numbers are in the normal range based on the past five years.

DALTON POLICE DEPARTMENT  
PUBLIC SAFETY COMMISSION MEETING  
JUNE 25, 2019

DALTON POLICE DEPARTMENT CRIME STATISTICS												
	INCIDENTS				CLEARANCES				ARRESTS			
		2019	2018			2019	2018			2019	2018	
	5/19	5/18	YTD	YTD	5/19	5/18	YTD	YTD	5/19	5/18	YTD	YTD
Part I Offenses												
Homicide	0	0	0	0	0	0	0	0	0	0	0	0
Rape	1	0	7	2	0	0	9	1	0	0	0	1
Robbery	0	1	2	8	0	2	1	8	0	2	1	8
Aggravated Assault	11	6	25	18	6	4	23	13	6	4	19	12
Burglary	9	17	44	68	3	1	9	12	2	1	8	10
Larceny - Theft	64	51	364	365	38	18	189	143	32	16	164	119
Motor Vehicle Theft	5	7	21	29	1	4	11	11	0	3	7	4
Arson	0	0	0	3	0	0	0	1	0	0	0	1
PART I SUBTOTAL	90	82	463	493	48	29	242	189	40	26	199	155
Part II Offenses												
Other Assaults - not agg.	50	42	193	146	37	26	144	88	32	22	116	74
Forgery/Counterfeiting	12	14	57	48	2	4	22	25	1	3	19	20
Fraud	17	23	118	122	5	3	39	36	4	0	35	27
Embezzlement	1	2	4	10	0	1	4	7	0	1	1	5
Stolen Property	3	0	11	10	2	0	7	7	2	0	7	6
Vandalism	33	52	167	181	15	14	56	45	13	12	44	39
Weapons Violations	3	1	23	21	0	0	20	21	0	0	11	20
Commercial Sex	0	0	0	2	0	0	0	2	0	0	0	2
Other Sex Offenses	4	5	25	27	1	6	10	17	1	5	3	6
Drug Sales	9	11	39	62	13	17	64	93	13	17	63	93
Drug Possession	30	58	243	291	35	58	286	293	35	58	284	292
Gambling	0	0	1	0	0	0	0	0	0	0	0	0
Offenses Against Family/Children	10	6	26	18	6	5	17	12	6	5	16	11
Liquor Violations	8	14	35	39	6	9	26	33	5	9	25	33
Drunkenness	21	9	56	44	19	9	53	44	19	8	53	43
Other Disorderly Conduct	21	12	128	84	17	6	83	39	16	6	75	35
Curfew Violations	2	4	11	18	3	4	20	12	3	4	20	11
All Other Offenses	234	301	1371	1367	165	226	1105	1102	157	222	1079	872
DUI	16	13	77	74	16	13	78	69	16	13	78	69
Human Trafficking	0	0	0	0	0	0	0	0	0	0	0	0
PART II SUBTOTAL	474	567	2585	2564	342	401	2034	1945	323	385	1929	1658
PART I AND II TOTAL	564	649	3048	3057	390	430	2276	2134	363	411	2128	1813
Crashes			2019	2018	Enforcement						2019	2018
	5/19	5/18	YTD	YTD					5/19	5/18	YTD	YTD
Public Roadway	126	114	618	585					Citations	564	696	3,438
									Warnings	349	515	2,324
911 Calls	3,387	3,695	18,936	17,181					Totals	913	1,211	5,762

DALTON POLICE DEPARTMENT  
PUBLIC SAFETY COMMISSION MEETING  
JUNE 25, 2019

Summary of Significant Events for May 2019

During the month of May 2019 there were multiple thefts and damage to vacant apartments owned by Hamilton Medical Center in the area of Applewood Dr. There were five reports of stolen vehicles during the month. There were nine burglaries reported during this time frame. There were eleven reported aggravated assaults.

---

19-003643                                      Entering Auto                                      708 Hackney Dr  
The complainant reported the theft of credit cards and a work laptop from an unlocked vehicle in the driveway. The cards were used shortly after the theft. Detectives were able to get a suspect from surveillance footage. Upon further investigation three arrests were made for multiple fraud related incidents stemming from this theft.

19-003004                                      Burglary                                      181 Grace St.  
The complainant reported a burglary to the business and several tools were taken. There was not enough evidence to develop leads in this case.

19-003035                                      DUI                                      W. Emery St / Georgian Pl  
The driver was traveling eastbound on Emery St approaching Georgian Pl when his vehicle left the side of the roadway. He then traveled approximately 200 feet through the grass and then continued eastbound. The driver struck and destroyed approximately 10 grave markers. Officers requested that the driver perform field sobriety and he agreed, but performed poorly. The driver was placed under arrest for DUI and read the new implied consent warning and he refused testing. He was transported to WCSO and charged with failure to maintain lane and DUI.

19-003048                                      Aggravated Assault                                      900 Autumn Ct  
The victim reported that her boyfriend choked her, held a screwdriver to her neck, and bit her on the face during an altercation at her residence. Warrants were taken and the suspect was later arrested for the charges of aggravated assault and battery.

19-003051                                      Aggravated Assault (FV)                                      300 Robinwood Dr  
Officers responded to a domestic dispute called in by a 13 year old child at the residence. The victim reported that her husband struck her in the head with a potted plant, which caused a large knot to appear on her forehead. EMS was called to the scene to check the victim. The suspect was charged and transported to WCSO without incident.

19-003134                                      Sex Offense                                      1212 Broadrick Dr  
A patient of the assisted living home reported that she had been sexually assaulted with in the last few weeks. The manager of the home had already notified a social worker who was looking into the complaint.

DALTON POLICE DEPARTMENT

# PUBLIC SAFETY COMMISSION MEETING

**JUNE 25, 2019**

## Entering Auto

The complainant reported that she left her purse in the front seat of her car and forgot to lock the door to her vehicle. When she returned the purse was gone. The only camera that focused on that area was not working.

## Burglary

The complainant reported a burglary to her apartment. The key to her apartment was left under the door mat. The items taken belonged to the school. The items were later found in the lobby of the apartments under a bench.

## Aggravated Battery

Officers responded to a physical domestic and located a female who had been severely beaten by her husband. He had struck her numerous times in the face and head, bit off part of her eyelid, and choked her because his dinner was cold. He also struck their four year old in the face causing injury to her nose. The victims were transported to HMC for treatment. The suspect was arrested and charged with multiple family violence offenses.

## Recovered Vehicle

Officers were flagged down at the Comfort Inn by the desk clerk in reference to a subject who they believed to be intoxicated that had just came in and left in a vehicle. The vehicle pulled up behind the officer and contact was made with the driver. She was not intoxicated, but was acting very suspicious. It was determined after further investigation that the driver had stolen the vehicle from a gas station in Chattanooga about 40 mins prior. The vehicle was confirmed stolen. The driver was arrested and the vehicle was turned over to the owner.

## Stolen Vehicles

Two vehicles were stolen from Civitan Park. One of the owners left his cell phone in the vehicle and was able to track the vehicle's direction. The suspects traveled to Chattanooga, TN. Chattanooga Police Department located the vehicles. One subject was located by Chattanooga Police and arrested. Detectives were called in and responded to Chattanooga to question the suspects. Both vehicles were recovered and returned to the owners. The case is currently active.

## Burglary

The complainant reported that several items were stolen from inside the residence including a 50" television, a fireproof safe, and an HP laptop. The case is currently active.

## Entering Auto

The complainant reported both of his vehicles were entered overnight. The only item taken was a debit card, which is being cancelled. There are no witnesses or suspects.

## Burglary

A representative of Hamilton Medical Center reported that multiple apartments in this building complex were entered and damaged within the last two weeks. All the apartments are empty at this time.

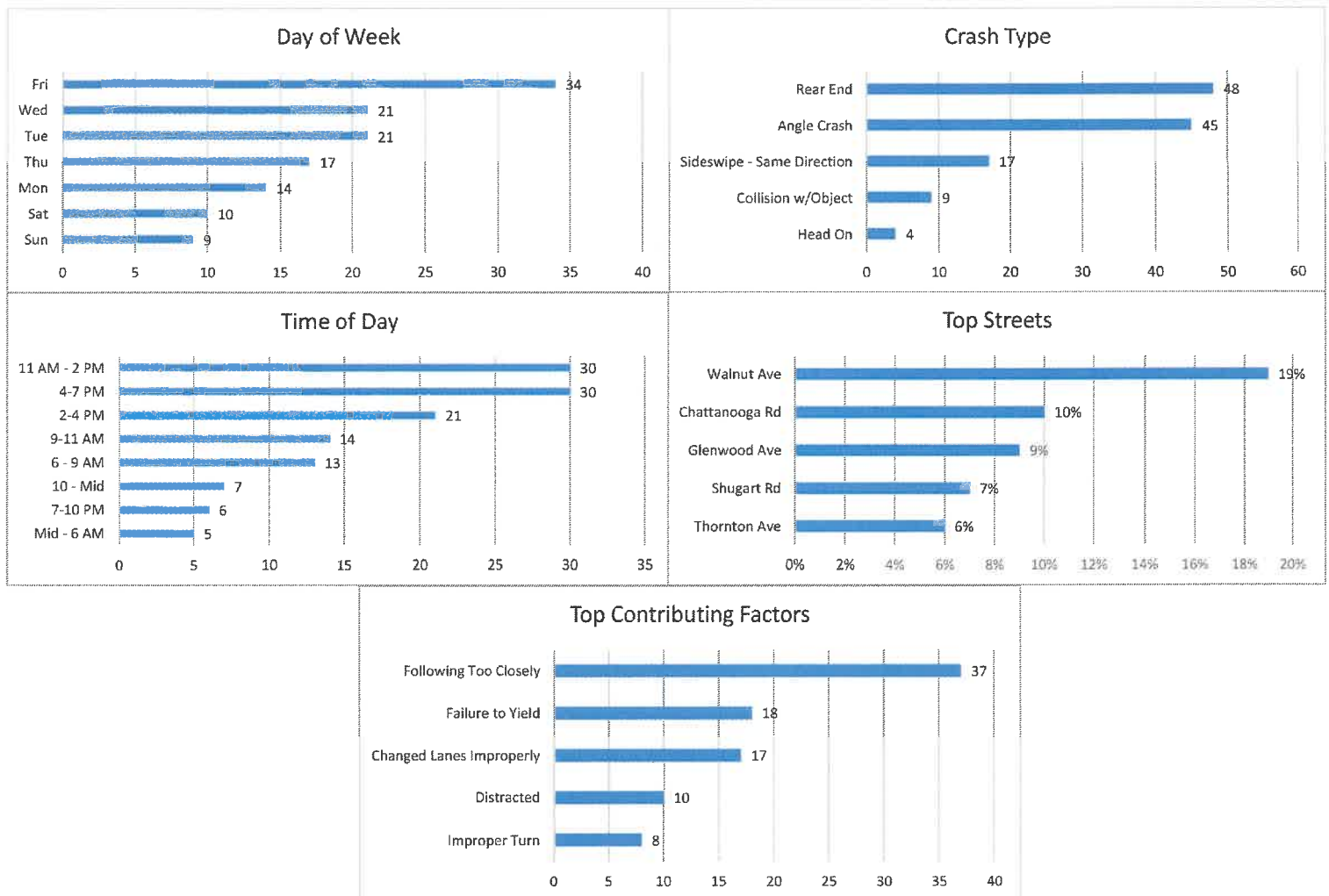
## Burglary

A representative of Hamilton Medical Center reported that multiple apartments in this building complex were entered and damaged within the last two weeks. All the apartments are empty at this time.

# DALTON POLICE DEPARTMENT PUBLIC SAFETY COMMISSION MEETING JUNE 25, 2019

## May 2019 Crash Statistics

In May 2019 there were 126 non-private property crashes reported. Injury crashes and injuries decreased from March 2019. There was one fatality reported in May 2019. Rear end and angle crashes were the most prevalent during May 2019. Following too close was the leading contributing factor in non-injury crashes. Following too close was the leading contributing factor for injury crashes. Walnut Ave and Chattanooga Rd were the roadways where the majority of the crashes occurred. In May 2019 approximately 19% of all crashes in the city occurred on Walnut Ave. In May 2019, Shugart Rd and Chattanooga Rd were the roadways with the most injury crashes.



### 126 Crashes Reported in May 2019

- There were the same amount of crashes in May 2019 as there were in April 2019.
  - 23 Crashes reported in which injuries occurred.
  - That is one injury crash for every 5.5 crashes reported.
  - Multiple injuries were reported in 6 crashes.

DALTON POLICE DEPARTMENT  
PUBLIC SAFETY COMMISSION MEETING  
JUNE 25, 2019

- Total Injuries Reported
  - 32 injuries were reported.
  - 0 serious injuries were reported.
  - 1 fatality was reported.

Top 5 Streets

- Walnut Avenue
  - 24 Total Crashes
  - 19.05% of Total Crashes
  - 28.13% of Injuries Reported (9 Injuries Reported on the Roadway)
- Chattanooga Rd/N Bypass
  - 13 Total Crashes
  - 10.32% of Total Crashes
  - 15.63% of Injuries Reported (5 Injuries Reported on this Roadway)
- Glenwood Ave
  - 12 Total Crashes
  - 9.52% of Total Crashes
  - 12.50% of Injuries Reported (4 Injuries Reported on this Roadway)
- Shugart Rd
  - 9 Total Crashes
  - 7.14% of Total Crashes
  - 3.13% of Injuries Reported (1 Injury Reported on the Roadway)
- Thornton Ave
  - 8 Total Crashes
  - 6.35% of Total Crashes
  - 3.13% of Injuries Reported (1 Injury Reported on the Roadway)

Crashes Involving DUI

- 6 Reported Crashes involving DUI

Crashes Involving Speed

- 1 Reported Crashes involving Speed (Includes Too Fast for Conditions)

Crashes Involving Distracted or Inattentive Driver

- 10 Crashes Reported with Distracted or Inattentive Driver

DALTON POLICE DEPARTMENT  
PUBLIC SAFETY COMMISSION MEETING  
JUNE 25, 2019

Crashes Involving Drivers Following One Another Too Closely

- 37 Crashes Reported involving Following Too Closely

Crashes by Type

- Rear End 48 / 38.10%
- Angle Crash 45 / 35.71%
- Sideswipe – Same Direction 17 / 13.49%
- Non-Vehicle 9 / 7.14%
- Head On 4 / 3.17%

Days of the Week

- 14 crashes occurred on Mondays
- 21 crashes occurred on Tuesdays
- 21 crashes occurred on Wednesdays
- 17 crashes occurred on Thursdays
- 34 crashes occurred on Fridays
- 10 crashes occurred on Saturdays
- 9 crashes occurred on Sundays

Time of Day

- 0000-0559-5
- 0600-0859-13
- 0900-1059-14
- 1100-1359-30
- 1400-1559-21
- 1600-1859-30
- 1900-2159-6
- 2200-2359-7

Top Contributing Factors

- Following Too Closely: 37 (29.37 % of all crashes)
- Failure to Yield: 18 (14.29 % of all crashes)
- Changed Lanes Improperly: 17 (13.49 % of all crashes)
- Distracted: 10 (7.94 % of all crashes)
- Improper Turn: 8 (6.35 % of all crashes)



**DALTON POLICE DEPARTMENT  
PUBLIC SAFETY COMMISSION MEETING  
JUNE 25, 2019**

Based on the crash data from April 2019, Selective Enforcement Details were conducted in the following areas in May 2019:

- **Thornton Ave**
- **Walnut Ave**

There were 3 total Enforcement Details conducted in May 2019, resulting in 63 total violations being identified.

Comparing the crash data compiled and the enforcement activities conducted for the month of May 2019, details will be conducted in June 2019 in the following areas:

- **Glenwood Ave**
- **Chattanooga Rd**
- **Walnut Ave**