



# Dalton Fire Department

404 School Street, Dalton, GA 30720

Phone: 706-278-7363

## Breakdown by Incident Type

Report Period: 10/01/24 - 10/31/24 23:59:59

Incident Type	Incidents	Exposures
311 Medical assist, assist EMS crew	205	0
611 Dispatched & canceled en route	30	0
322 Motor vehicle accident with injuries	25	0
745 Alarm system activation, no fire - unintentional	18	0
622 No incident found on arrival at dispatch address	13	0
743 Smoke detector activation, no fire - unintentional	11	0
324 Motor vehicle accident with no injuries.	9	0
651 Smoke scare, odor of smoke	6	0
142 Brush or brush-and-grass mixture fire	5	0
500 Service Call, other	4	0
735 Alarm system sounded due to malfunction	4	0
323 Motor vehicle/pedestrian accident (MV Ped)	3	0
412 Gas leak (natural gas or LPG)	3	0
445 Arcing, shorted electrical equipment	2	0
461 Building or structure weakened or collapsed	2	0
353 Removal of victim(s) from stalled elevator	2	0
251 Excessive heat, scorch burns with no ignition	2	0
561 Unauthorized burning	2	0
900 Special type of incident, other	1	0
911 Citizen complaint	1	0
736 CO detector activation due to malfunction	1	0
741 Sprinkler activation, no fire - unintentional	1	0
742 Extinguishing system activation	1	0
522 Water or steam leak	1	0

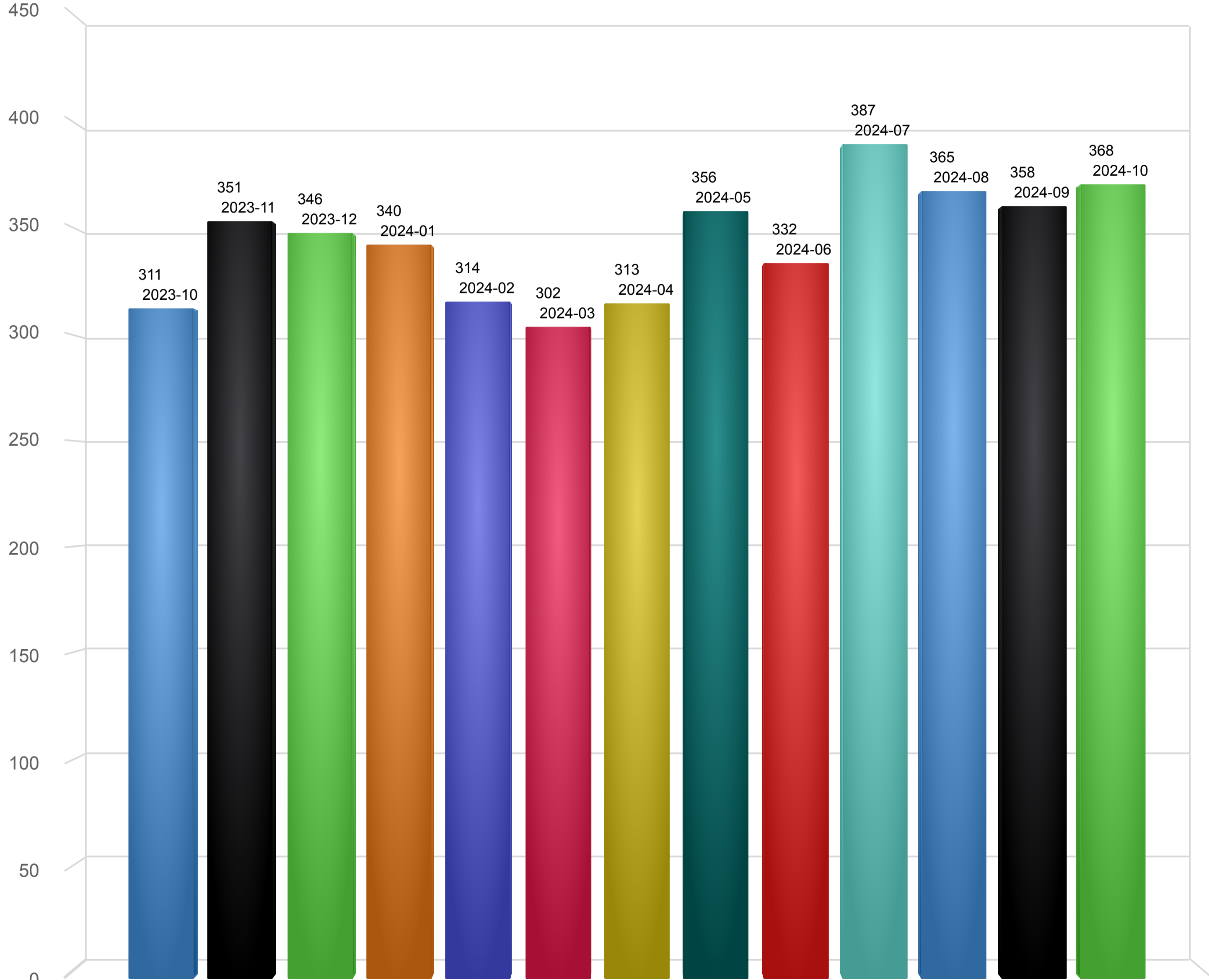
Incident Type	Incidents	Exposures
551 Assist police or other governmental agency	1	0
553 Public service	1	0
554 Assist invalid	1	0
715 Local alarm system, malicious false alarm	1	0
731 Sprinkler activation due to malfunction	1	0
733 Smoke detector activation due to malfunction	1	0
411 Gasoline or other flammable liquid spill	1	0
351 Extrication of victim(s) from building/structure	1	0
424 Carbon monoxide incident	1	0
444 Power line down	1	0
111 Building fire	1	0
113 Cooking fire, confined to container	1	0
131 Passenger vehicle fire	1	0
143 Grass fire	1	0
154 Dumpster or other outside trash receptacle fire	1	0
160 Special outside fire, other	1	0

	Incidents	Exposures
<b>Total</b>	<b>368</b>	<b>0</b>

# Incidents by Months

10/01/2023-10/31/2024

- 2023-10
- 2023-11
- 2023-12
- 2024-01
- 2024-02
- 2024-03
- 2024-04
- 2024-05
- 2024-06
- 2024-07
- 2024-08
- 2024-09
- 2024-10



Incident Count

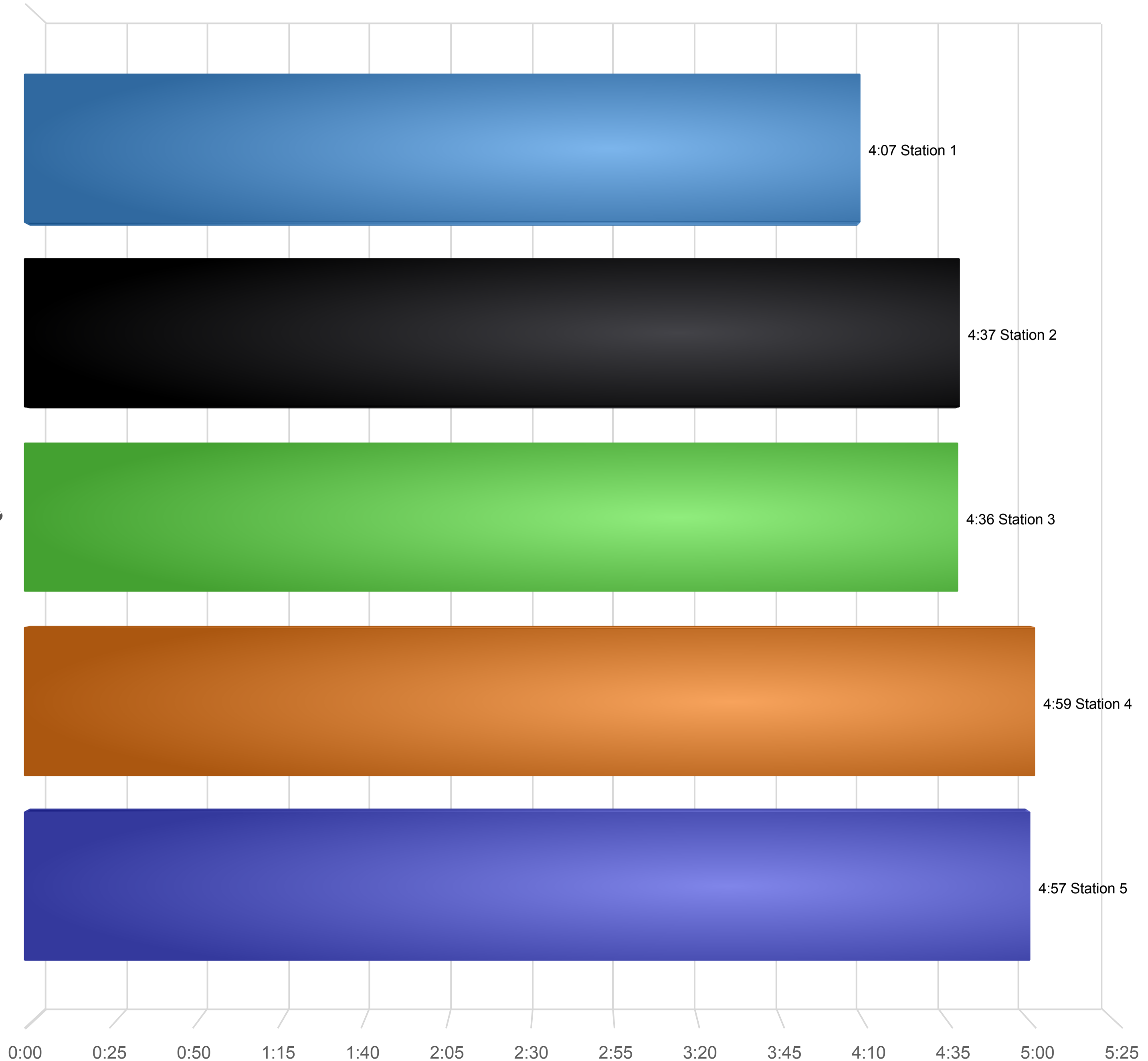
Total of Month: 4,443

# Average Response Time by Station

10/01/2023-10/31/2024

- Station 1
- Station 2
- Station 3
- Station 4
- Station 5

Response Time



Total of Station: 4:30



# Dalton Fire Department

404 School Street, Dalton, GA 30720

Phone: 706-278-7363

## Injuries and Property Loss

(Dates: 10/1/2024 - 10/31/2024 11:59:59 PM)

CODE	DESCRIPTOR	FREQ	FREQ %	EXPs	CIV DTHS	CIV DTHS %	CIV INJS	CIV INJS %	FF DTHS	FF DTHS %	FF INJS	FF INJS %	PROP LOSS	PROP LOSS %	CONT LOSS	CONT LOSS %	TOTAL LOSS	TOTAL LOSS %
111	Building fire	1	0.29%	0	0	0.00%	1	100.00%	0	0.00%	0	0.00%	1,000	9.07%	50	100.00%	1,050	9.48%
113	Cooking fire, confined to container	1	0.29%	0	0	0.00%	0	0.00%	0	0.00%	0	0.00%	10	0.09%	0	0.00%	10	0.09%
131	Passenger vehicle fire	1	0.29%	0	0	0.00%	0	0.00%	0	0.00%	0	0.00%	10,000	90.66%	0	0.00%	10,000	90.25%
142	Brush or brush-and-grass mixture fire	3	0.88%	0	0	0.00%	0	0.00%	0	0.00%	0	0.00%	0	0.00%	0	0.00%	0	0.00%
143	Grass fire	0	0.00%	0	0	0.00%	0	0.00%	0	0.00%	0	0.00%	0	0.00%	0	0.00%	0	0.00%
154	Dumpster or other outside trash receptacle fire	1	0.29%	0	0	0.00%	0	0.00%	0	0.00%	0	0.00%	0	0.00%	0	0.00%	0	0.00%
160	Special outside fire, other	1	0.29%	0	0	0.00%	0	0.00%	0	0.00%	0	0.00%	20	0.18%	0	0.00%	20	0.18%
251	Excessive heat, scorch burns with no ignition	2	0.59%	0	0	0.00%	0	0.00%	0	0.00%	0	0.00%	0	0.00%	0	0.00%	0	0.00%
311	Medical assist, assist EMS crew	205	60.12%	0	0	0.00%	0	0.00%	0	0.00%	0	0.00%	0	0.00%	0	0.00%	0	0.00%

CODE	DESCRIPTOR	FREQ	FREQ %	EXPs	CIV DTHS	CIV DTHS %	CIV INJS	CIV INJS %	FF DTHS	FF DTHS %	FF INJS	FF INJS %	PROP LOSS	PROP LOSS %	CONT LOSS	CONT LOSS %	TOTAL LOSS	TOTAL LOSS %
322	Motor vehicle accident with injuries	18	5.28%	0	0	0.00%	0	0.00%	0	0.00%	0	0.00%	0	0.00%	0	0.00%	0	0.00%
323	Motor vehicle/pedestrian accident (MV Ped)	3	0.88%	0	0	0.00%	0	0.00%	0	0.00%	0	0.00%	0	0.00%	0	0.00%	0	0.00%
324	Motor vehicle accident with no injuries.	8	2.35%	0	0	0.00%	0	0.00%	0	0.00%	0	0.00%	0	0.00%	0	0.00%	0	0.00%
351	Extrication of victim(s) from building/structure	1	0.29%	0	0	0.00%	0	0.00%	0	0.00%	0	0.00%	0	0.00%	0	0.00%	0	0.00%
353	Removal of victim(s) from stalled elevator	2	0.59%	0	0	0.00%	0	0.00%	0	0.00%	0	0.00%	0	0.00%	0	0.00%	0	0.00%
411	Gasoline or other flammable liquid spill	1	0.29%	0	0	0.00%	0	0.00%	0	0.00%	0	0.00%	0	0.00%	0	0.00%	0	0.00%
412	Gas leak (natural gas or LPG)	3	0.88%	0	0	0.00%	0	0.00%	0	0.00%	0	0.00%	0	0.00%	0	0.00%	0	0.00%
424	Carbon monoxide incident	1	0.29%	0	0	0.00%	0	0.00%	0	0.00%	0	0.00%	0	0.00%	0	0.00%	0	0.00%
444	Power line down	1	0.29%	0	0	0.00%	0	0.00%	0	0.00%	0	0.00%	0	0.00%	0	0.00%	0	0.00%
445	Arcing, shorted electrical equipment	2	0.59%	0	0	0.00%	0	0.00%	0	0.00%	0	0.00%	0	0.00%	0	0.00%	0	0.00%
461	Building or structure weakened or collapsed	2	0.59%	0	0	0.00%	0	0.00%	0	0.00%	0	0.00%	0	0.00%	0	0.00%	0	0.00%
500	Service Call, other	4	1.17%	0	0	0.00%	0	0.00%	0	0.00%	0	0.00%	0	0.00%	0	0.00%	0	0.00%

CODE	DESCRIPTOR	FREQ	FREQ %	EXPs	CIV DTHS	CIV DTHS %	CIV INJS	CIV INJS %	FF DTHS	FF DTHS %	FF INJS	FF INJS %	PROP LOSS	PROP LOSS %	CONT LOSS	CONT LOSS %	TOTAL LOSS	TOTAL LOSS %
522	Water or steam leak	1	0.29%	0	0	0.00%	0	0.00%	0	0.00%	0	0.00%	0	0.00%	0	0.00%	0	0.00%
551	Assist police or other governmental agency	1	0.29%	0	0	0.00%	0	0.00%	0	0.00%	0	0.00%	0	0.00%	0	0.00%	0	0.00%
553	Public service	1	0.29%	0	0	0.00%	0	0.00%	0	0.00%	0	0.00%	0	0.00%	0	0.00%	0	0.00%
554	Assist invalid	1	0.29%	0	0	0.00%	0	0.00%	0	0.00%	0	0.00%	0	0.00%	0	0.00%	0	0.00%
561	Unauthorized burning	1	0.29%	0	0	0.00%	0	0.00%	0	0.00%	0	0.00%	0	0.00%	0	0.00%	0	0.00%
611	Dispatched & canceled en route	23	6.74%	0	0	0.00%	0	0.00%	0	0.00%	0	0.00%	0	0.00%	0	0.00%	0	0.00%
622	No incident found on arrival at dispatch address	10	2.93%	0	0	0.00%	0	0.00%	0	0.00%	0	0.00%	0	0.00%	0	0.00%	0	0.00%
651	Smoke scare, odor of smoke	5	1.47%	0	0	0.00%	0	0.00%	0	0.00%	0	0.00%	0	0.00%	0	0.00%	0	0.00%
715	Local alarm system, malicious false alarm	1	0.29%	0	0	0.00%	0	0.00%	0	0.00%	0	0.00%	0	0.00%	0	0.00%	0	0.00%
731	Sprinkler activation due to malfunction	1	0.29%	0	0	0.00%	0	0.00%	0	0.00%	0	0.00%	0	0.00%	0	0.00%	0	0.00%
733	Smoke detector activation due to malfunction	0	0.00%	0	0	0.00%	0	0.00%	0	0.00%	0	0.00%	0	0.00%	0	0.00%	0	0.00%
735	Alarm system sounded due to malfunction	3	0.88%	0	0	0.00%	0	0.00%	0	0.00%	0	0.00%	0	0.00%	0	0.00%	0	0.00%

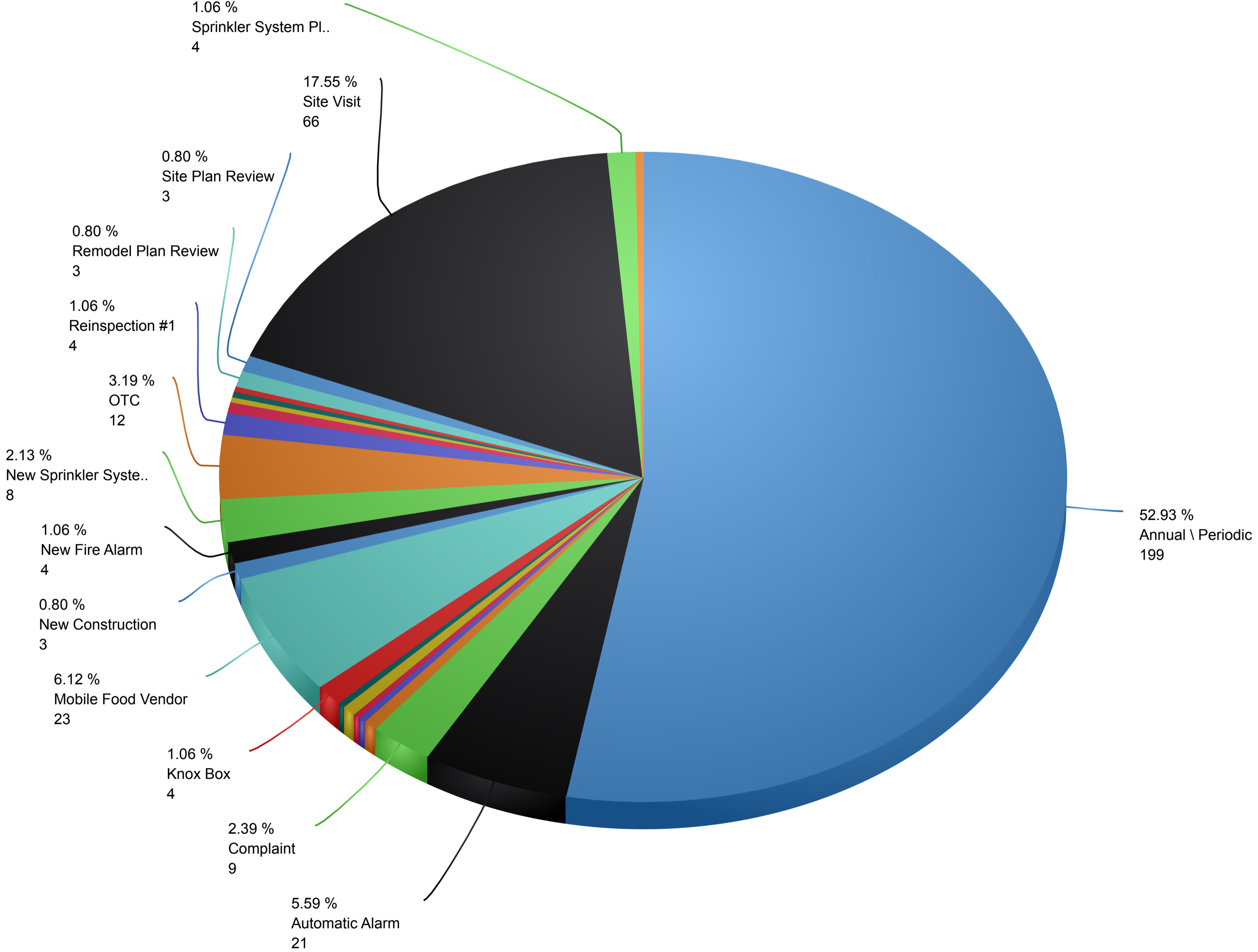
CODE	DESCRIPTOR	FREQ	FREQ %	EXPs	CIV DTHS	CIV DTHS %	CIV INJS	CIV INJS %	FF DTHS	FF DTHS %	FF INJS	FF INJS %	PROP LOSS	PROP LOSS %	CONT LOSS	CONT LOSS %	TOTAL LOSS	TOTAL LOSS %
736	CO detector activation due to malfunction	1	0.29%	0	0	0.00%	0	0.00%	0	0.00%	0	0.00%	0	0.00%	0	0.00%	0	0.00%
741	Sprinkler activation, no fire - unintentional	1	0.29%	0	0	0.00%	0	0.00%	0	0.00%	0	0.00%	0	0.00%	0	0.00%	0	0.00%
742	Extinguishing system activation	1	0.29%	0	0	0.00%	0	0.00%	0	0.00%	0	0.00%	0	0.00%	0	0.00%	0	0.00%
743	Smoke detector activation, no fire - unintentional	9	2.64%	0	0	0.00%	0	0.00%	0	0.00%	0	0.00%	0	0.00%	0	0.00%	0	0.00%
745	Alarm system activation, no fire - unintentional	18	5.28%	0	0	0.00%	0	0.00%	0	0.00%	0	0.00%	0	0.00%	0	0.00%	0	0.00%
900	Special type of incident, other	1	0.29%	0	0	0.00%	0	0.00%	0	0.00%	0	0.00%	0	0.00%	0	0.00%	0	0.00%
911	Citizen complaint	1	0.29%	0	0	0.00%	0	0.00%	0	0.00%	0	0.00%	0	0.00%	0	0.00%	0	0.00%
<b>Totals</b>		341	100%	0	0	100%	1	100%	0	100%	0	100%	11,030	100%	50	100%	11,080	100%
<b>Mutual Aid Given Incidents</b>		27																



# Inspection Visit History by Inspection Type

10/01/2024-10/31/2024

- Annual \ Periodic
- Automatic Alarm
- Complaint
- Fire Alarm Plan Review
- Fireworks Display
- Kitchen Hood Installation
- Kitchen Hood Plan Review
- Kitchen Hood Suppression System Plan Review
- Knox Box
- Mobile Food Vendor
- New Construction
- New Fire Alarm
- New Sprinkler System
- OTC
- Reinspection #1
- Reinspection #2
- Reinspection #3
- Reinspection #4
- Remodel
- Remodel Plan Review
- Site Plan Review
- Site Visit
- Sprinkler System Plan Review
- Unsafe Building



Total of Inspection Type: 376

# **Training Division Monthly Report**

## **October 2024**

### **Overview**

Recruit Class 2024-02 continued throughout the month with 3 candidates enrolled. The program transitioned to the medical training phase at the conclusion of basic firefighter training near the end of the month. The department participated in a full-scale hazardous materials exercise coordinated by Whitfield County Emergency Management and hosted by Cargill. The Training Division delivered a course on line-of-sight rescues and emergency decontamination for hazardous materials response as well as a refresher course for trench rescue technicians. Monthly training included territory familiarization, core competency drills, special operations training, and company level drills chosen by company officers. Training hours during the month of October totaled 2,229.

### **Outside Schools**

Five personnel attended NIMS 400 - Advanced ICS for Command and General Staff hosted by Whitfield County Emergency Management.

Four personnel completed Due Regard through the GPSTC online learning portal as part of the basic training requirements for Recruit Class 2024-02.

**YEAR-TO-DATE BUDGET REPORT**  
10/31/2024

FOR 2024 10

ACCOUNTS FOR: 0010 GENERAL FUND - OPERATING	ORIGINAL APPROP	TRANFRS/ ADJSTMTS	REVISED BUDGET	YTD EXPENDED	ENCUMBRANCES	AVAILABLE BUDGET	PCT USED
350000 511100 WAGES REG	6,607,000	-4,000	6,603,000	5,100,271.37	.00	1,502,728.63	77.2%
350000 511300 WAGES - OT	561,000	-36,000	525,000	402,632.76	.00	122,367.24	76.7%
350000 512100 GROUP INS	1,014,000	-62,650	951,350	767,556.10	.00	183,793.90	80.7%
350000 512200 FICA & MED	551,000	0	551,000	410,697.29	.00	140,302.71	74.5%
350000 512401 RETDCP	469,000	-10,000	459,000	363,178.37	.00	95,821.63	79.1%
350000 512402 RET DBP	1,070,000	-75,000	995,000	707,707.17	.00	287,292.83	71.1%
350000 512403 RET STATE	29,000	0	29,000	22,725.00	.00	6,275.00	78.4%
350000 512700 WORKERS CO	120,000	0	120,000	100,000.00	.00	20,000.00	83.3%
350000 512850 OPEB	0	0	0	33,563.54	.00	-33,563.54	100.0%
350000 512900 OTHER EMPL	45,000	0	45,000	30,937.46	.00	14,062.54	68.7%
350000 512915 CLEANING A	50,000	0	50,000	3,659.24	.00	46,340.76	7.3%
350000 512950 FD CANCER	19,000	0	19,000	16,835.00	.00	2,165.00	88.6%
350000 521200 HAZM PROFESSION	16,000	0	16,000	15,940.00	.00	60.00	99.6%
350000 522140 LAWN CARE	5,000	155	5,155	5,152.00	.00	3.00	99.9%
350000 522210 BUILD R&M	60,000	0	60,000	49,613.20	382.84	10,003.96	83.3%
350000 522220 EQ REPAIRS	24,000	0	24,000	14,205.46	184.24	9,610.30	60.0%
350000 522220 APPA MTN APP	100,000	100,000	200,000	179,068.48	2,605.43	18,326.09	90.8%
350000 522320 RENT EQUIP	4,000	0	4,000	2,372.20	.00	1,627.80	59.3%
350000 523100 INSURANCE	37,000	59,500	96,500	96,496.00	.00	4.00	100.0%
350000 523200 COMMUNICAT	37,000	0	37,000	28,721.09	786.79	7,492.12	79.8%
350000 523500 TRAVEL	20,000	0	20,000	3,568.62	.00	16,431.38	17.8%
350000 523600 DUES	5,000	0	5,000	3,614.19	468.00	917.81	81.6%
350000 523630 RADIO SUBC	12,000	0	12,000	10,492.20	.00	1,507.80	87.4%
350000 523640 VEHICLE IM	1,000	0	1,000	800.00	.00	200.00	80.0%
350000 523700 TRAINING	28,000	0	28,000	18,882.58	1,399.51	7,717.91	72.4%
350000 523900 OTHER PUR	0	400	400	378.65	.00	21.35	94.7%
350000 523920 SOFT LIC	19,000	275	19,275	18,596.75	.00	678.25	96.5%
350000 531100 SUP GENERA	25,000	-675	24,325	11,201.23	9.48	13,114.29	46.1%
350000 531110 SUP OFFICE	4,000	0	4,000	2,854.06	470.28	675.66	83.1%
350000 531120 UNIFORMS	150,000	0	150,000	143,241.98	.00	6,758.02	95.5%
350000 531150 SUP GROUND	3,000	-155	2,845	967.04	.00	1,877.96	34.0%
350000 531200 UTILITIES	145,000	0	145,000	116,969.36	.00	28,030.64	80.7%
350000 531250 OIL	6,000	0	6,000	1,390.87	.00	4,609.13	23.2%
350000 531270 GASOLINE	17,000	0	17,000	10,615.69	.00	6,384.31	62.4%
350000 531275 DIESEL	63,000	0	63,000	39,638.65	626.50	22,734.85	63.9%
350000 531300 MEALS FOOD	2,000	0	2,000	852.71	.00	1,147.29	42.6%
350000 531600 SMALL EQUI	30,000	0	30,000	17,682.52	.00	12,317.48	58.9%
350000 531700 OTHER SUPP	15,000	0	15,000	7,735.26	.00	7,264.74	51.6%
350000 531700 HAZM OTHER SUPP	12,000	0	12,000	10,197.65	.00	1,802.35	85.0%
350000 531700 SAFET OTHER SUPP	5,000	0	5,000	4,469.41	.00	530.59	89.4%
350000 542500 OTHER EQUI	4,000	36,000	40,000	.00	.00	40,000.00	.0%
TOTAL GENERAL FUND - OPERATING	11,384,000	7,850	11,391,850	8,775,481.15	6,933.07	2,609,435.78	77.1%
TOTAL EXPENSES	11,384,000	7,850	11,391,850	8,775,481.15	6,933.07	2,609,435.78	