



Dalton Fire Department

404 School Street, Dalton, GA 30720

Phone: 706-278-7363

Detailed Selected Statistics and Management Activity

By Incident Type

Report Period: 03/01/24 - 03/31/24 23:59:59

CODE	DESCRIPTOR	FREQUENCY	FREQ. PERCENT	EXPs	AVG # SUPPR. PERS	AVG # EMS PERS	AVG # OTHER PERS	AVG # SUPPR. APPR.	AVG # EMS APPR.	AVG # OTHER APPR.	AVERAGE # MAN HOURS	TOTAL MAN HOURS	AVERAGE RESPONSE TIME (min)
111	Building fire	5	1.75%	0	18	0	1.2	6	0.00	1.2	22.98	70.783329	4.35
131	Passenger vehicle fire	2	0.70%	0	16.5	0	1	5	0.00	1	10.94	10.333332	3.44
141	Forest, woods or wildland fire	1	0.35%	0	7	0	0	2	0.00	0	2.33	2.333333	5.82
151	Outside rubbish, trash or waste fire	4	1.40%	0	8.5	0	0.25	2.5	0.00	0.25	4.45	14.749998	5.15
251	Excessive heat, scorch burns with no ignition	1	0.35%	0	12	0	1	4	0.00	1	5.42	3.016666	4.37
311	Medical assist, assist EMS crew	169	59.09%	0	0.02	3.24	0.01	0.01	1.01	0.01	0.93	156.883319	4.37
322	Motor vehicle accident with injuries	14	4.90%	0	0.43	5.64	0.14	0.14	1.86	0.14	2.64	31.566665	3.83
323	Motor vehicle/pedestrian accident (MV Ped)	1	0.35%	0	0	6	0	0	2.00	0	2.80	2.600000	4.88
324	Motor vehicle accident with no injuries.	5	1.75%	0	0	5.4	0.2	0	1.80	0.2	2.89	10.250000	4.29
354	Trench/below-grade rescue	1	0.35%	0	6	0	0	2	0.00	0	3.70	3.600000	6.60
412	Gas leak (natural gas or LPG)	1	0.35%	0	6	0	1	2	0.00	1	16.45	16.450000	4.37
444	Power line down	5	1.75%	0	4.2	0	0	1.2	0.00	0	1.65	7.016665	4.31
445	Arcing, shorted electrical equipment	1	0.35%	0	16	0	1	5	0.00	1	2.55	1.950000	3.80

CODE	DESCRIPTOR	FREQUENCY	FREQ. PERCENT	EXPs	AVG # SUPPR. PERS	AVG # EMS PERS	AVG # OTHER PERS	AVG # SUPPR. APPR.	AVG # EMS APPR.	AVG # OTHER APPR.	AVERAGE # MAN HOURS	TOTAL MAN HOURS	AVERAGE RESPONSE TIME (min)
500	Service Call, other	2	0.70%	0	3	0	0	1	0.00	0	1.25	2.500000	2.23
510	Person in distress, other	1	0.35%	0	6	0	0	2	0.00	0	1.80	1.800000	5.87
522	Water or steam leak	1	0.35%	0	4	0	0	1	0.00	0	1.20	1.200000	8.78
550	Public service assistance, other	1	0.35%	0	3	0	0	1	0.00	0	1.30	1.300000	0.00
551	Assist police or other governmental agency	2	0.70%	0	1.5	1.5	0	0.5	0.50	0	0.77	1.550000	5.09
553	Public service	2	0.70%	0	3	0	0	1	0.00	0	1.42	2.850000	6.09
611	Dispatched & canceled en route	14	4.90%	0	2.36	3	1.21	0.71	1.00	0.57	0.51	7.483330	0.00
622	No incident found on arrival at dispatch address	10	3.50%	0	1.9	3.2	0.2	0.6	1.00	0.2	1.01	8.066664	4.83
651	Smoke scare, odor of smoke	1	0.35%	0	18	0	1	6	0.00	1	10.45	6.750000	3.70
700	False alarm or false call, other	1	0.35%	0	12	0	1	4	0.00	1	1.30	1.150000	3.68
710	Malicious, mischievous false call, other	1	0.35%	0	13	0	1	4	0.00	1	6.30	4.133333	5.27
735	Alarm system sounded due to malfunction	9	3.15%	0	12.44	0	1.11	3.89	0.00	0.89	6.65	50.899994	5.41
736	CO detector activation due to malfunction	1	0.35%	0	15	0	1	5	0.00	1	5.07	4.966666	3.67
740	Unintentional transmission of alarm, other	2	0.70%	0	8	0	0.5	2.5	0.00	0.5	1.63	1.966666	2.69
743	Smoke detector activation, no fire - unintentional	11	3.85%	0	12.18	0.36	1.18	3.73	0.09	0.82	4.97	21.783331	4.25
745	Alarm system activation, no fire - unintentional	17	5.94%	0	12.53	0	1.06	3.88	0.00	0.94	2.50	29.449992	4.06
Totals		286	100%	0	2.96	2.59	0.29	0.93	0.82	0.23	2.16	479.38	4.16
Mutual Aid Given Incidents		12											



Dalton Fire Department

404 School Street, Dalton, GA 30720

Phone: 706-278-7363

Breakdown by Incident Type

Report Period: 03/01/24 - 03/31/24 23:59:59

Incident Type	Incidents	Exposures
311 Medical assist, assist EMS crew	171	0
611 Dispatched & canceled en route	19	0
745 Alarm system activation, no fire - unintentional	17	0
322 Motor vehicle accident with injuries	15	0
743 Smoke detector activation, no fire - unintentional	11	0
622 No incident found on arrival at dispatch address	10	0
735 Alarm system sounded due to malfunction	9	0
111 Building fire	6	0
324 Motor vehicle accident with no injuries.	6	0
444 Power line down	5	0
151 Outside rubbish, trash or waste fire	4	0
131 Passenger vehicle fire	3	0
141 Forest, woods or wildland fire	2	0
500 Service Call, other	2	0
551 Assist police or other governmental agency	2	0
553 Public service	2	0
740 Unintentional transmission of alarm, other	2	0
736 CO detector activation due to malfunction	1	0
561 Unauthorized burning	1	0
445 Arcing, shorted electrical equipment	1	0
651 Smoke scare, odor of smoke	1	0
700 False alarm or false call, other	1	0
710 Malicious, mischievous false call, other	1	0
510 Person in distress, other	1	0

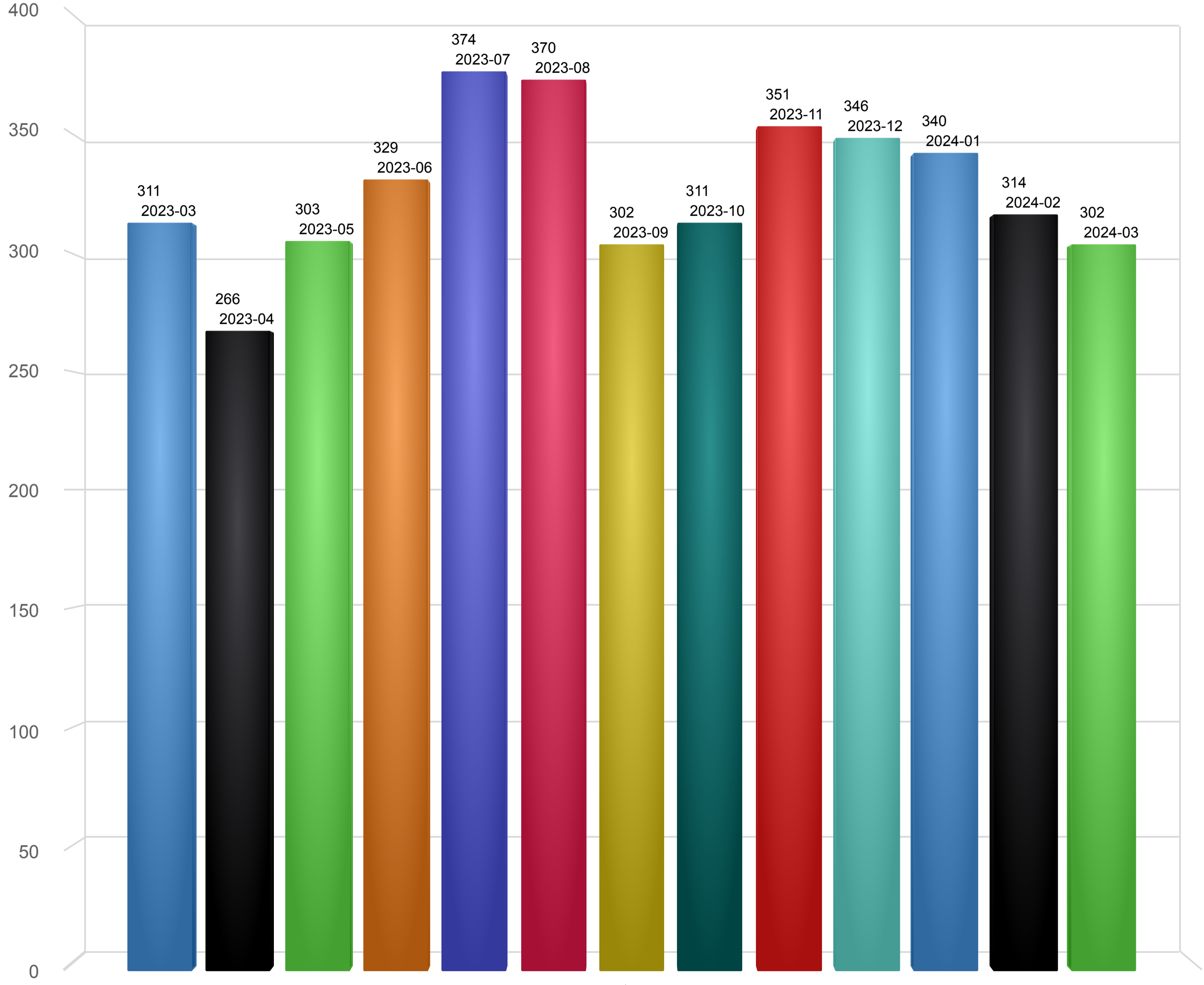
Incident Type	Incidents	Exposures
522 Water or steam leak	1	0
550 Public service assistance, other	1	0
354 Trench/below-grade rescue	1	0
412 Gas leak (natural gas or LPG)	1	0
442 Overheated motor	1	0
118 Trash or rubbish fire, contained	1	0
162 Outside equipment fire	1	0
251 Excessive heat, scorch burns with no ignition	1	0
323 Motor vehicle/pedestrian accident (MV Ped)	1	0

	Incidents	Exposures
Total	302	0

Incidents by Months

03/01/2023-03/31/2024

- 2023-03
- 2023-04
- 2023-05
- 2023-06
- 2023-07
- 2023-08
- 2023-09
- 2023-10
- 2023-11
- 2023-12
- 2024-01
- 2024-02
- 2024-03



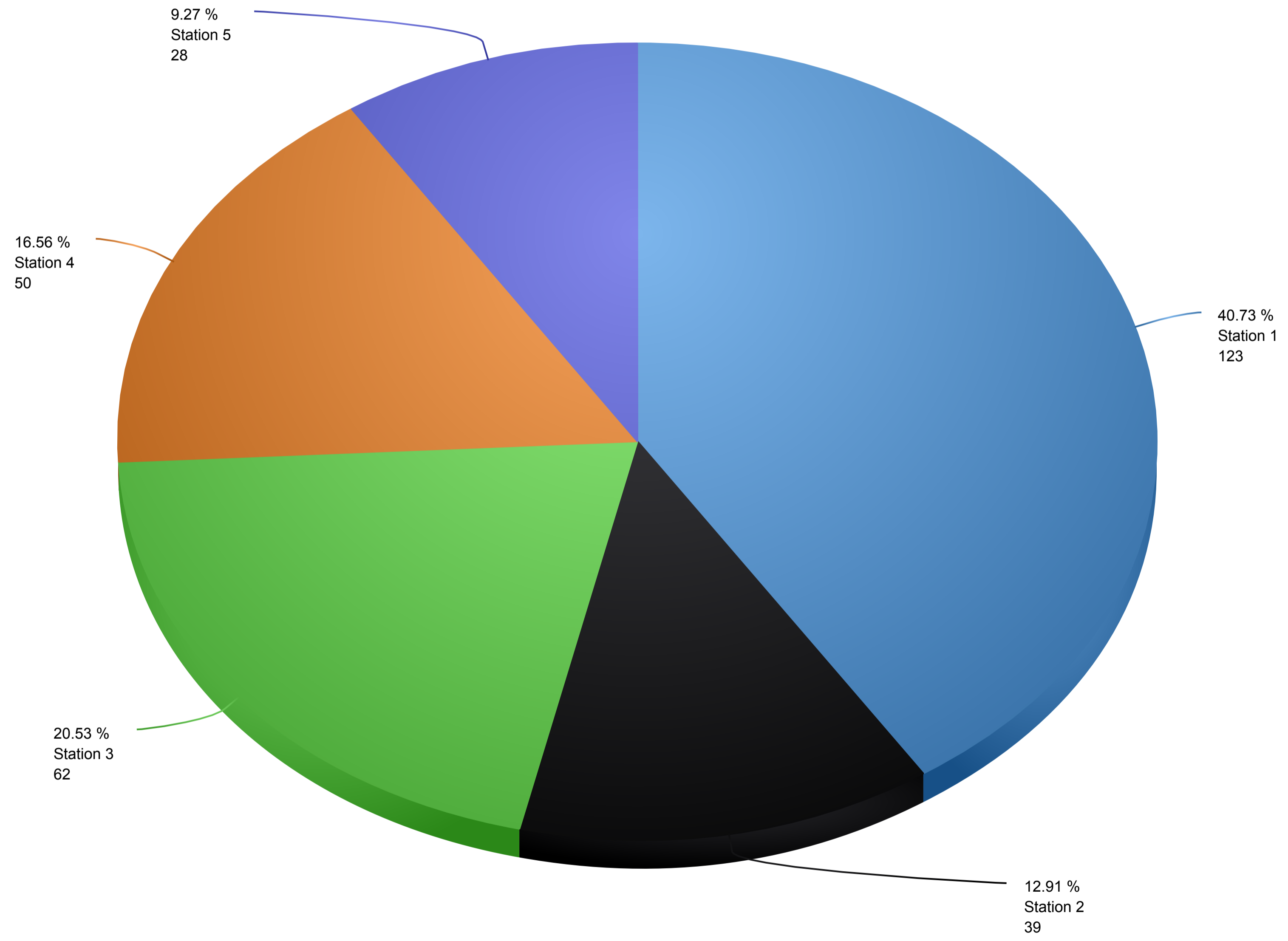
Incident Count

Total of Month: 4,219

Incidents by Stations

03/01/2024-03/31/2024

- Station 1
- Station 2
- Station 3
- Station 4
- Station 5

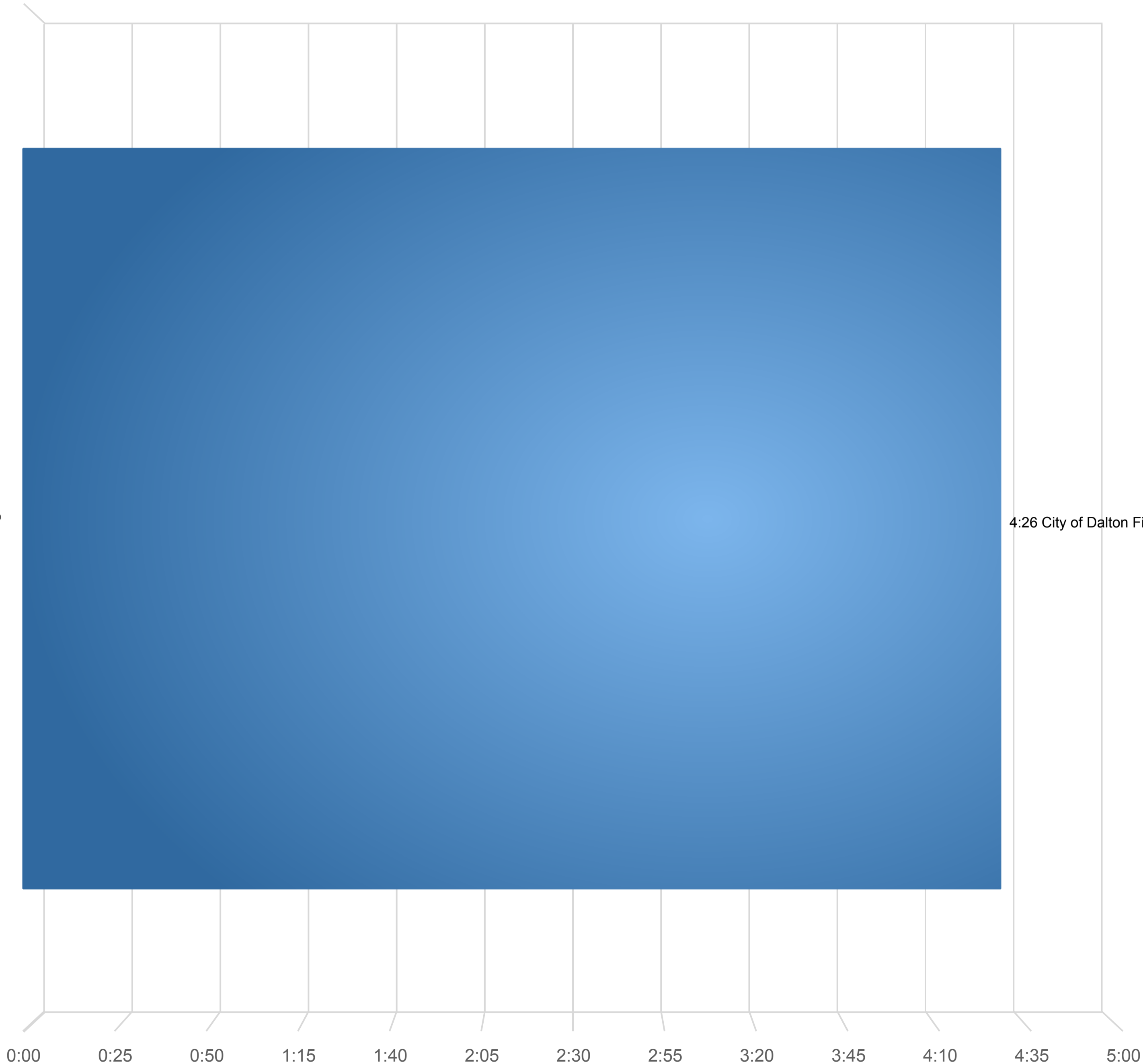


Total of Station: 302

Department Average Response Time (Alarm-> First Unit Arrival)

03/01/2024-03/31/2024

Response Time

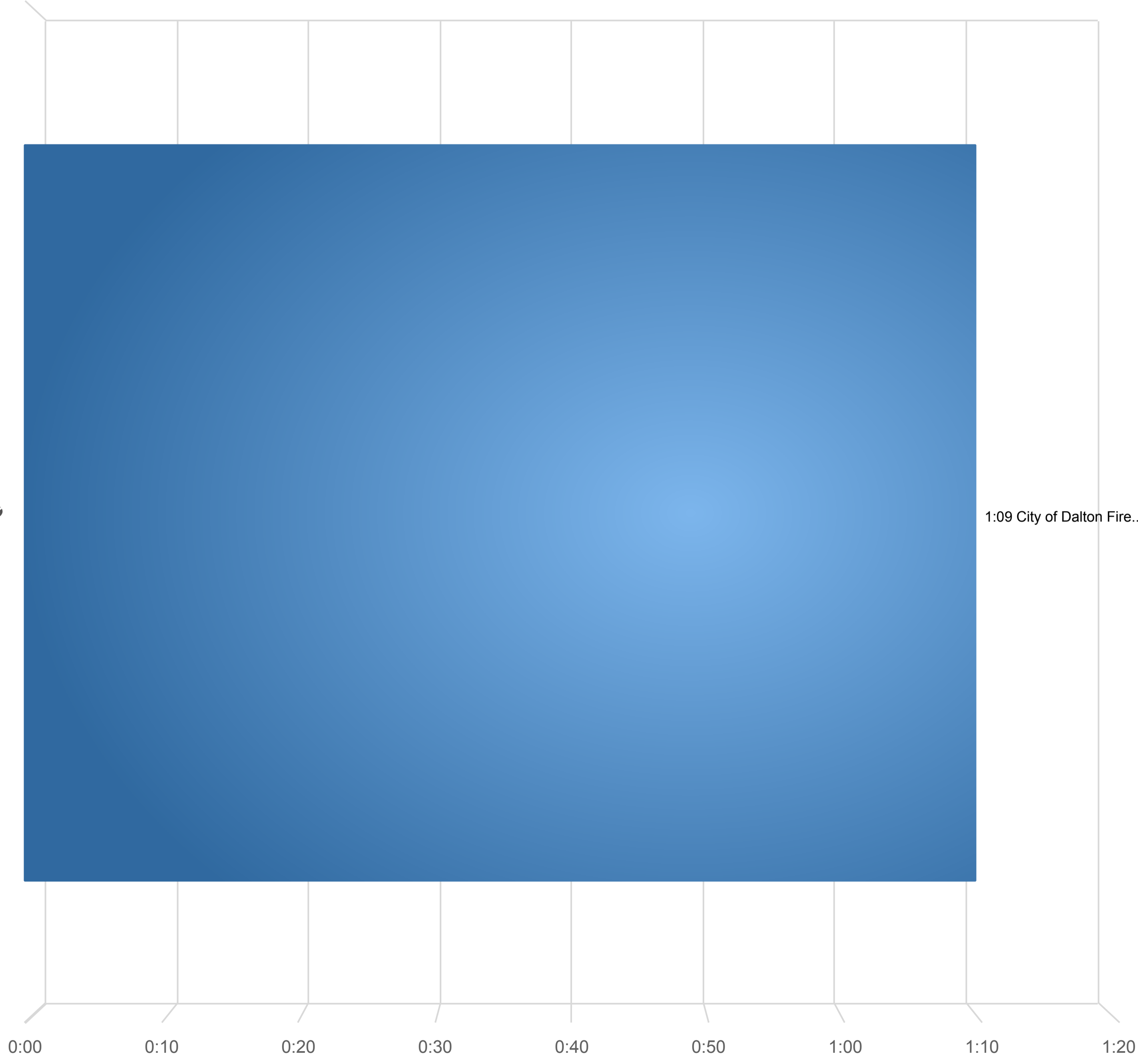


4:26 City of Dalton Fire..

Department Average Turnout Time (Alarm-> First En Route)

03/01/2024-03/31/2024

Turnout Time



Department Average Travel Time (First En Route -> First Unit Arrival)

03/01/2024-03/31/2024

Travel Time

0:00 0:20 0:40 1:00 1:20 1:40 2:00 2:20 2:40 3:00 3:20 3:40

3:15 City of Dalton Fire..

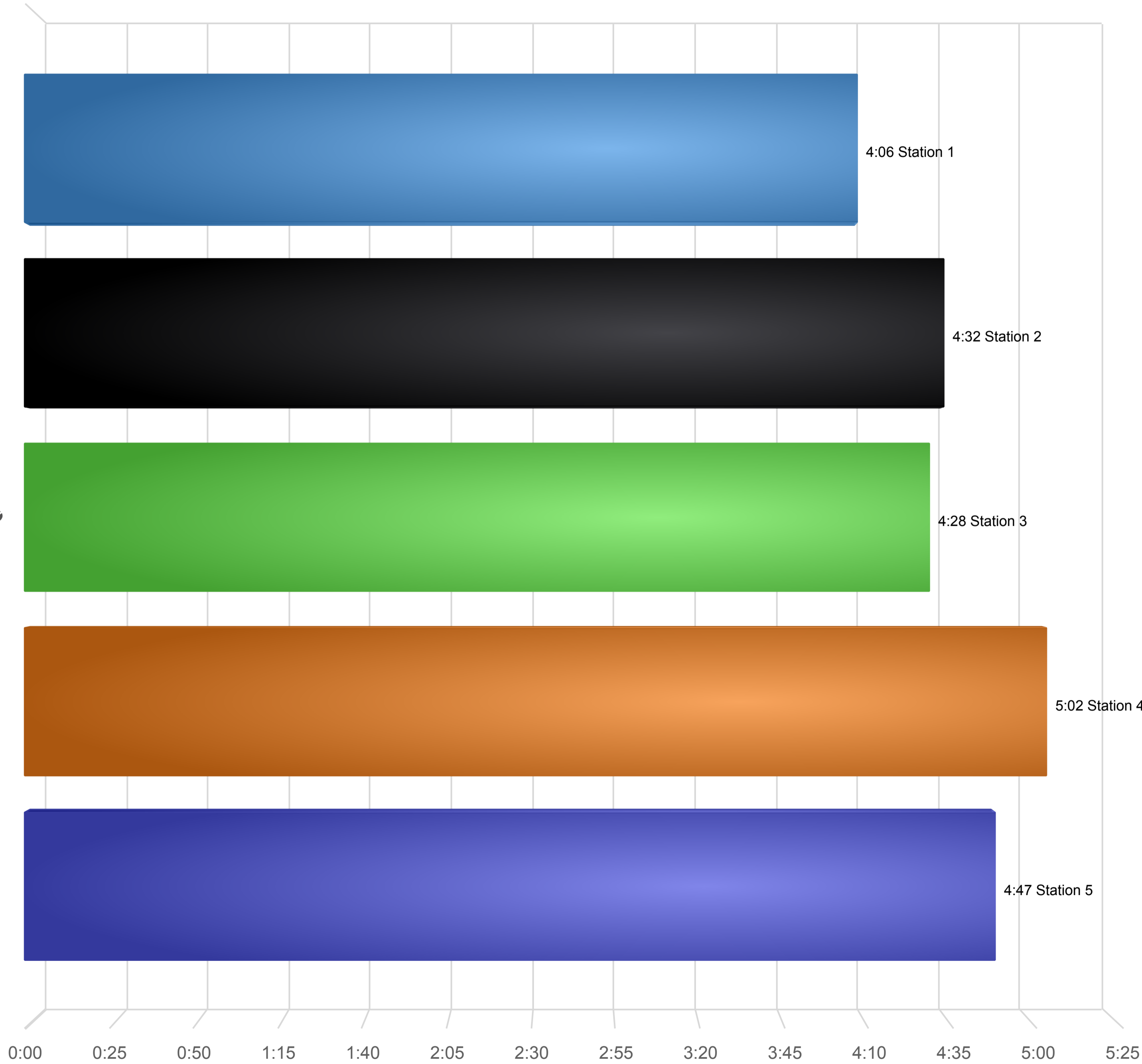


Average Response Time by Station

03/01/2024-03/31/2024

- Station 1
- Station 2
- Station 3
- Station 4
- Station 5

Response Time



Total of Station: 4:26



Dalton Fire Department

404 School Street, Dalton, GA 30720

Phone: 706-278-7363

Staff Hours by Incident Type

Report Period: 03/01/24 - 03/31/24 23:59:59

Incident Type	Hours
311 Medical assist, assist EMS crew	158.81
111 Building fire	73.04
735 Alarm system sounded due to malfunction	50.91
322 Motor vehicle accident with injuries	32.31
745 Alarm system activation, no fire - unintentional	29.45
743 Smoke detector activation, no fire - unintentional	21.78
412 Gas leak (natural gas or LPG)	16.45
151 Outside rubbish, trash or waste fire	14.74
324 Motor vehicle accident with no injuries.	13.75
131 Passenger vehicle fire	12.18
611 Dispatched & canceled en route	9.33
622 No incident found on arrival at dispatch address	8.06
444 Power line down	7.02
651 Smoke scare, odor of smoke	6.75
141 Forest, woods or wildland fire	5.13
736 CO detector activation due to malfunction	4.97
710 Malicious, mischievous false call, other	4.13
354 Trench/below-grade rescue	3.60
251 Excessive heat, scorch burns with no ignition	3.02
553 Public service	2.85
323 Motor vehicle/pedestrian accident (MV Ped)	2.60
500 Service Call, other	2.50
740 Unintentional transmission of alarm, other	1.97
445 Arcing, shorted electrical equipment	1.95

Incident Type	Hours
510 Person in distress, other	1.80
551 Assist police or other governmental agency	1.55
550 Public service assistance, other	1.30
118 Trash or rubbish fire, contained	1.27
162 Outside equipment fire	1.20
522 Water or steam leak	1.20
442 Overheated motor	1.15
700 False alarm or false call, other	1.15
561 Unauthorized burning	0.85

Total	498.77
--------------	---------------



Dalton Fire Department

404 School Street, Dalton, GA 30720

Phone: 706-278-7363

Injuries and Property Loss

(Dates: 03/01/24 - 03/31/24 23:59:59)

CODE	DESCRIPTOR	FREQ	FREQ %	EXPs	CIV DTHS	CIV DTHS	CIV INJ	CIV INJS	FF DTHS	FF DTHS	FF INJ	FF INJS	PROP LOSS	PROP LOSS	CONT LOSS	CONT LOSS	TOTAL LOSS	TOTAL LOSS %
111	Building fire	5	1.75%	0	0	0.00%	0	0.00%	0	0.00%	0	0.00%	22,000	69.84%	100	20.00%	22,100	69.06%
118	Trash or rubbish fire, contained	0	0.00%	0	0	0.00%	0	0.00%	0	0.00%	0	0.00%	0	0.00%	0	0.00%	0	0.00%
131	Passenger vehicle fire	2	0.70%	0	0	0.00%	0	0.00%	0	0.00%	0	0.00%	9,500	30.16%	400	80.00%	9,900	30.94%
141	Forest, woods or wildland fire	1	0.35%	0	0	0.00%	0	0.00%	0	0.00%	0	0.00%	0	0.00%	0	0.00%	0	0.00%
151	Outside rubbish, trash or waste fire	4	1.40%	0	0	0.00%	0	0.00%	0	0.00%	0	0.00%	0	0.00%	0	0.00%	0	0.00%
162	Outside equipment fire	0	0.00%	0	0	0.00%	0	0.00%	0	0.00%	0	0.00%	0	0.00%	0	0.00%	0	0.00%
251	Excessive heat, scorch burns with no ignition	1	0.35%	0	0	0.00%	0	0.00%	0	0.00%	0	0.00%	0	0.00%	0	0.00%	0	0.00%
311	Medical assist, assist EMS crew	169	59.09%	0	0	0.00%	0	0.00%	0	0.00%	0	0.00%	0	0.00%	0	0.00%	0	0.00%
322	Motor vehicle accident with injuries	14	4.90%	0	0	0.00%	0	0.00%	0	0.00%	0	0.00%	0	0.00%	0	0.00%	0	0.00%

CODE	DESCRIPTOR	FREQ	FREQ %	EXPs	CIV DTHS	CIV DTHS	CIV INJ	CIV INJS	FF DTHS	FF DTHS	FF INJ	FF INJS	PROP LOSS	PROP LOSS	CONT LOSS	CONT LOSS	TOTAL LOSS	TOTAL LOSS %
323	Motor vehicle/pedestrian accident (MV Ped)	1	0.35%	0	0	0.00%	0	0.00%	0	0.00%	0	0.00%	0	0.00%	0	0.00%	0	0.00%
324	Motor vehicle accident with no injuries.	5	1.75%	0	0	0.00%	0	0.00%	0	0.00%	0	0.00%	0	0.00%	0	0.00%	0	0.00%
354	Trench/below-grade rescue	1	0.35%	0	0	0.00%	0	0.00%	0	0.00%	0	0.00%	0	0.00%	0	0.00%	0	0.00%
412	Gas leak (natural gas or LPG)	1	0.35%	0	0	0.00%	0	0.00%	0	0.00%	0	0.00%	0	0.00%	0	0.00%	0	0.00%
442	Overheated motor	0	0.00%	0	0	0.00%	0	0.00%	0	0.00%	0	0.00%	0	0.00%	0	0.00%	0	0.00%
444	Power line down	5	1.75%	0	0	0.00%	0	0.00%	0	0.00%	0	0.00%	0	0.00%	0	0.00%	0	0.00%
445	Arcing, shorted electrical equipment	1	0.35%	0	0	0.00%	0	0.00%	0	0.00%	0	0.00%	0	0.00%	0	0.00%	0	0.00%
500	Service Call, other	2	0.70%	0	0	0.00%	0	0.00%	0	0.00%	0	0.00%	0	0.00%	0	0.00%	0	0.00%
510	Person in distress, other	1	0.35%	0	0	0.00%	0	0.00%	0	0.00%	0	0.00%	0	0.00%	0	0.00%	0	0.00%
522	Water or steam leak	1	0.35%	0	0	0.00%	0	0.00%	0	0.00%	0	0.00%	0	0.00%	0	0.00%	0	0.00%
550	Public service assistance, other	1	0.35%	0	0	0.00%	0	0.00%	0	0.00%	0	0.00%	0	0.00%	0	0.00%	0	0.00%
551	Assist police or other governmental agency	2	0.70%	0	0	0.00%	0	0.00%	0	0.00%	0	0.00%	0	0.00%	0	0.00%	0	0.00%

CODE	DESCRIPTOR	FREQ	FREQ %	EXPs	CIV DTHS	CIV DTHS	CIV INJ	CIV INJS	FF DTHS	FF DTHS	FF INJ	FF INJS	PROP LOSS	PROP LOSS	CONT LOSS	CONT LOSS	TOTAL LOSS	TOTAL LOSS %
553	Public service	2	0.70%	0	0	0.00%	0	0.00%	0	0.00%	0	0.00%	0	0.00%	0	0.00%	0	0.00%
561	Unauthorized burning	0	0.00%	0	0	0.00%	0	0.00%	0	0.00%	0	0.00%	0	0.00%	0	0.00%	0	0.00%
611	Dispatched & canceled en route	14	4.90%	0	0	0.00%	0	0.00%	0	0.00%	0	0.00%	0	0.00%	0	0.00%	0	0.00%
622	No incident found on arrival at dispatch address	10	3.50%	0	0	0.00%	0	0.00%	0	0.00%	0	0.00%	0	0.00%	0	0.00%	0	0.00%
651	Smoke scare, odor of smoke	1	0.35%	0	0	0.00%	0	0.00%	0	0.00%	0	0.00%	0	0.00%	0	0.00%	0	0.00%
700	False alarm or false call, other	1	0.35%	0	0	0.00%	0	0.00%	0	0.00%	0	0.00%	0	0.00%	0	0.00%	0	0.00%
710	Malicious, mischievous false call, other	1	0.35%	0	0	0.00%	0	0.00%	0	0.00%	0	0.00%	0	0.00%	0	0.00%	0	0.00%
735	Alarm system sounded due to malfunction	9	3.15%	0	0	0.00%	0	0.00%	0	0.00%	0	0.00%	0	0.00%	0	0.00%	0	0.00%
736	CO detector activation due to malfunction	1	0.35%	0	0	0.00%	0	0.00%	0	0.00%	0	0.00%	0	0.00%	0	0.00%	0	0.00%
740	Unintentional transmission of alarm, other	2	0.70%	0	0	0.00%	0	0.00%	0	0.00%	0	0.00%	0	0.00%	0	0.00%	0	0.00%
743	Smoke detector activation, no fire - unintentional	11	3.85%	0	0	0.00%	0	0.00%	0	0.00%	0	0.00%	0	0.00%	0	0.00%	0	0.00%
745	Alarm system activation, no fire - unintentional	17	5.94%	0	0	0.00%	0	0.00%	0	0.00%	0	0.00%	0	0.00%	0	0.00%	0	0.00%

CODE	DESCRIPTOR	FREQ	FREQ %	EXPs	CIV DTHS	CIV DTHS	CIV INJ	CIV INJS	FF DTHS	FF DTHS	FF INJ	FF INJS	PROP LOSS	PROP LOSS	CONT LOSS	CONT LOSS	TOTAL LOSS	TOTAL LOSS %
Totals		286	100%	0	0	100%	0	100%	0	100%	0	100%	31,500	100%	500	100%	32,000	100%
Mutual Aid Given Incidents		16																

Training Division Monthly Report

March 2024

Overview

Recruit Class 2024-01 continued throughout the month with a total of 8 candidates enrolled. The department hosted a truck company operations course delivered by Truck Ops Training with 70 students enrolled from departments throughout the Southeast. Additionally, the department hosted Georgia Fire Academy's Structural Fire Control course with 30 students enrolled from departments throughout the Northwest Georgia region. All suppression personnel completed a course on Paratech MaxiForce air lifting bags for rescue and hazardous materials operations. Monthly training included territory familiarization, core competency check-offs, special operations training, and company level drills chosen by company officers. Training hours during the month of March totaled 2,937.

Outside Schools

1 firefighter attended Firefighters Laboring and Mastering Essential Skills (FLAMES) at the City of Chatsworth Fire Training Center.

1 firefighter completed Fire Investigator – Module 2 at GPSTC and gained state and national certification as a fire investigator.

6 firefighters attended Truck Company Operations delivered by Truck Ops Training and hosted at the City of Dalton Fire Training Center

11 firefighters were enrolled in the GFA Structural Fire Control course hosted at the City of Dalton Fire Training Center.

7 firefighters attended School Bus Rescue & Extrication delivered in Fannin County, Georgia

1 fire inspector attended Fire Department Supervision at GPSTC.

1 fire investigator attended the Georgia Fire Investigator's Conference in Marietta, Georgia.

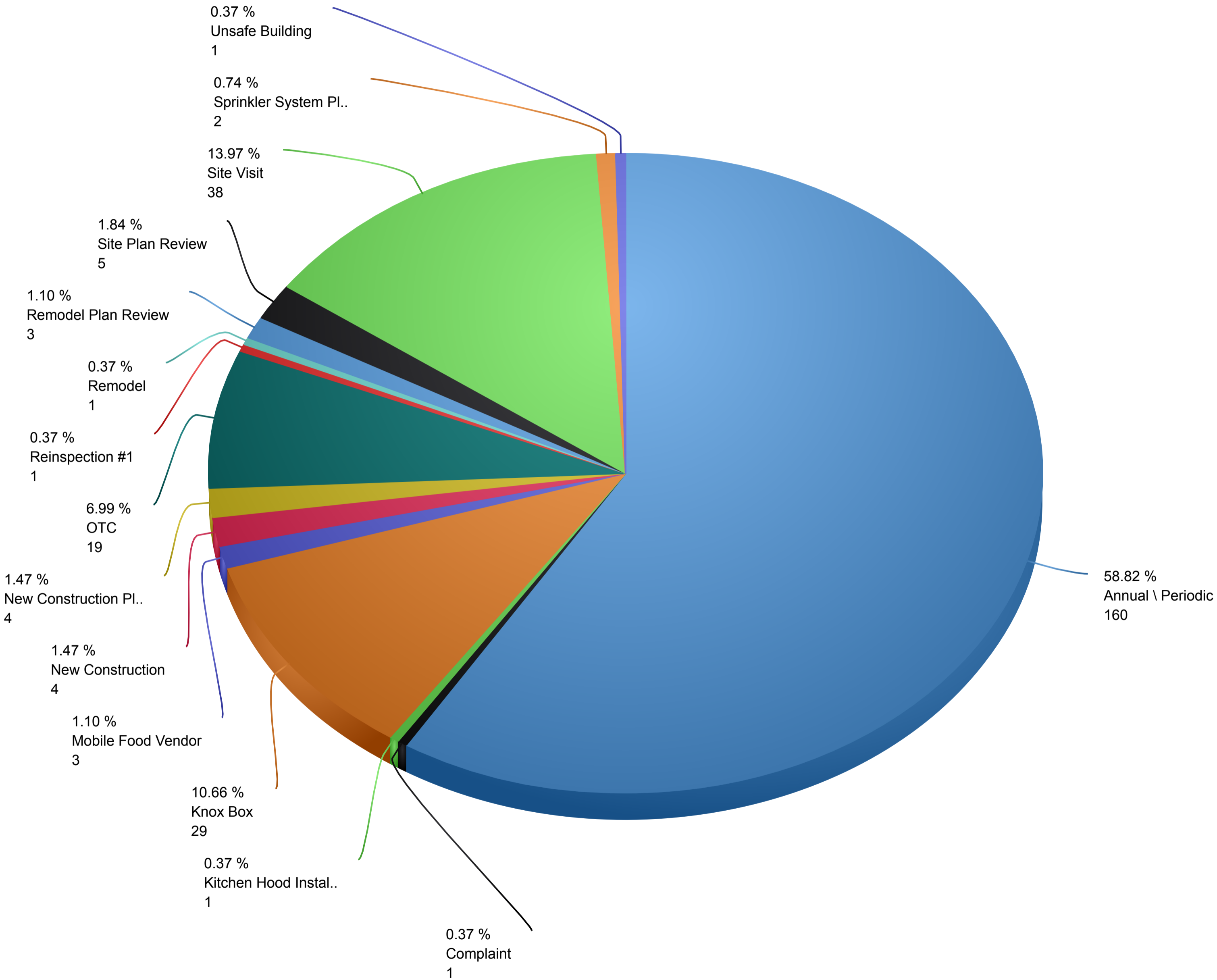
1 firefighter attended Fire & Life Safety Educator 1 at GPSTC.

1 prospective member of the Technical Rescue Team attended Technical Rescue: Rope Techniques at GPSTC.

Inspection Visit History by Inspection Type

03/01/2024-03/31/2024

- Annual \ Periodic
- Complaint
- Kitchen Hood Installation
- Knox Box
- Mobile Food Vendor
- New Construction
- New Construction Plan Review
- OTC
- Reinspection #1
- Remodel
- Remodel Plan Review
- Site Plan Review
- Site Visit
- Sprinkler System Plan Review
- Unsafe Building



Total of Inspection Type: 272