



Dalton Fire Department

404 School Street, Dalton, GA 30720

Phone: 706-278-7363

Breakdown by Incident Type

Report Period: 07/01/24 - 07/31/24 23:59:59

Incident Type	Incidents	Exposures
311 Medical assist, assist EMS crew	175	0
611 Dispatched & canceled en route	39	0
622 No incident found on arrival at dispatch address	24	0
322 Motor vehicle accident with injuries	24	0
745 Alarm system activation, no fire - unintentional	19	0
735 Alarm system sounded due to malfunction	16	0
743 Smoke detector activation, no fire - unintentional	13	0
444 Power line down	9	0
324 Motor vehicle accident with no injuries.	9	0
733 Smoke detector activation due to malfunction	6	0
131 Passenger vehicle fire	4	0
445 Arcing, shorted electrical equipment	4	0
651 Smoke scare, odor of smoke	3	0
151 Outside rubbish, trash or waste fire	3	0
412 Gas leak (natural gas or LPG)	3	0
413 Oil or other combustible liquid spill	3	0
155 Outside stationary compactor/compacted trash fire	2	0
142 Brush or brush-and-grass mixture fire	2	0
143 Grass fire	2	0
111 Building fire	2	2
500 Service Call, other	2	0
671 HazMat release investigation w/no HazMat	2	0
551 Assist police or other governmental agency	2	0
744 Detector activation, no fire - unintentional	1	0

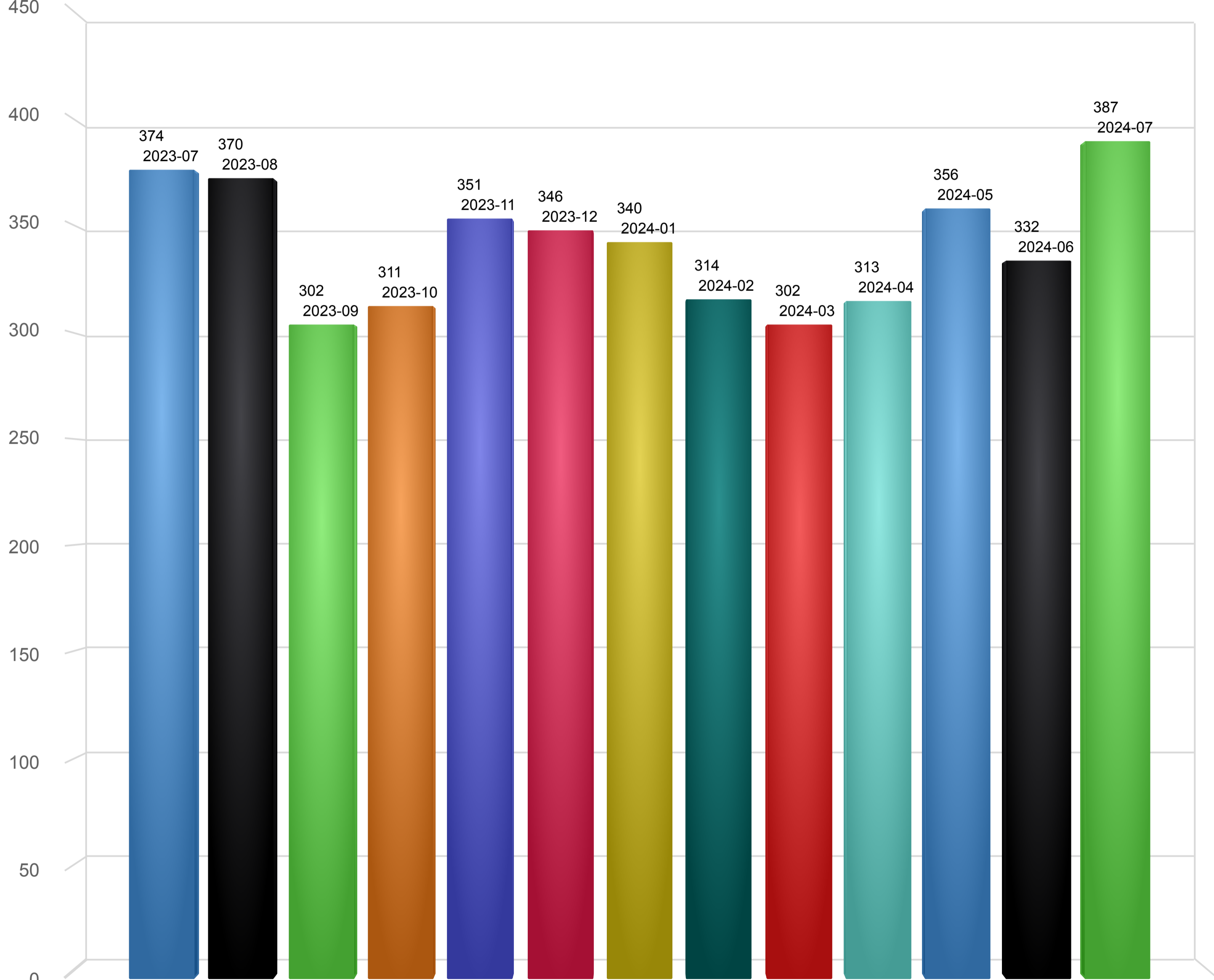
Incident Type	Incidents	Exposures
700 False alarm or false call, other	1	0
710 Malicious, mischievous false call, other	1	0
711 Municipal alarm system, malicious false alarm	1	0
736 CO detector activation due to malfunction	1	0
740 Unintentional transmission of alarm, other	1	0
741 Sprinkler activation, no fire - unintentional	1	0
522 Water or steam leak	1	0
481 Attempt to burn	1	0
652 Steam, vapor, fog or dust thought to be smoke	1	0
113 Cooking fire, confined to container	1	0
160 Special outside fire, other	1	0
163 Outside gas or vapor combustion explosion	1	0
251 Excessive heat, scorch burns with no ignition	1	0
442 Overheated motor	1	0
323 Motor vehicle/pedestrian accident (MV Ped)	1	0
340 Search for lost person, other	1	0
342 Search for person in water	1	0
353 Removal of victim(s) from stalled elevator	1	0

	Incidents	Exposures
Total	387	2

Incidents by Months

07/01/2023-07/31/2024

- 2023-07
- 2023-08
- 2023-09
- 2023-10
- 2023-11
- 2023-12
- 2024-01
- 2024-02
- 2024-03
- 2024-04
- 2024-05
- 2024-06
- 2024-07



Incident Count

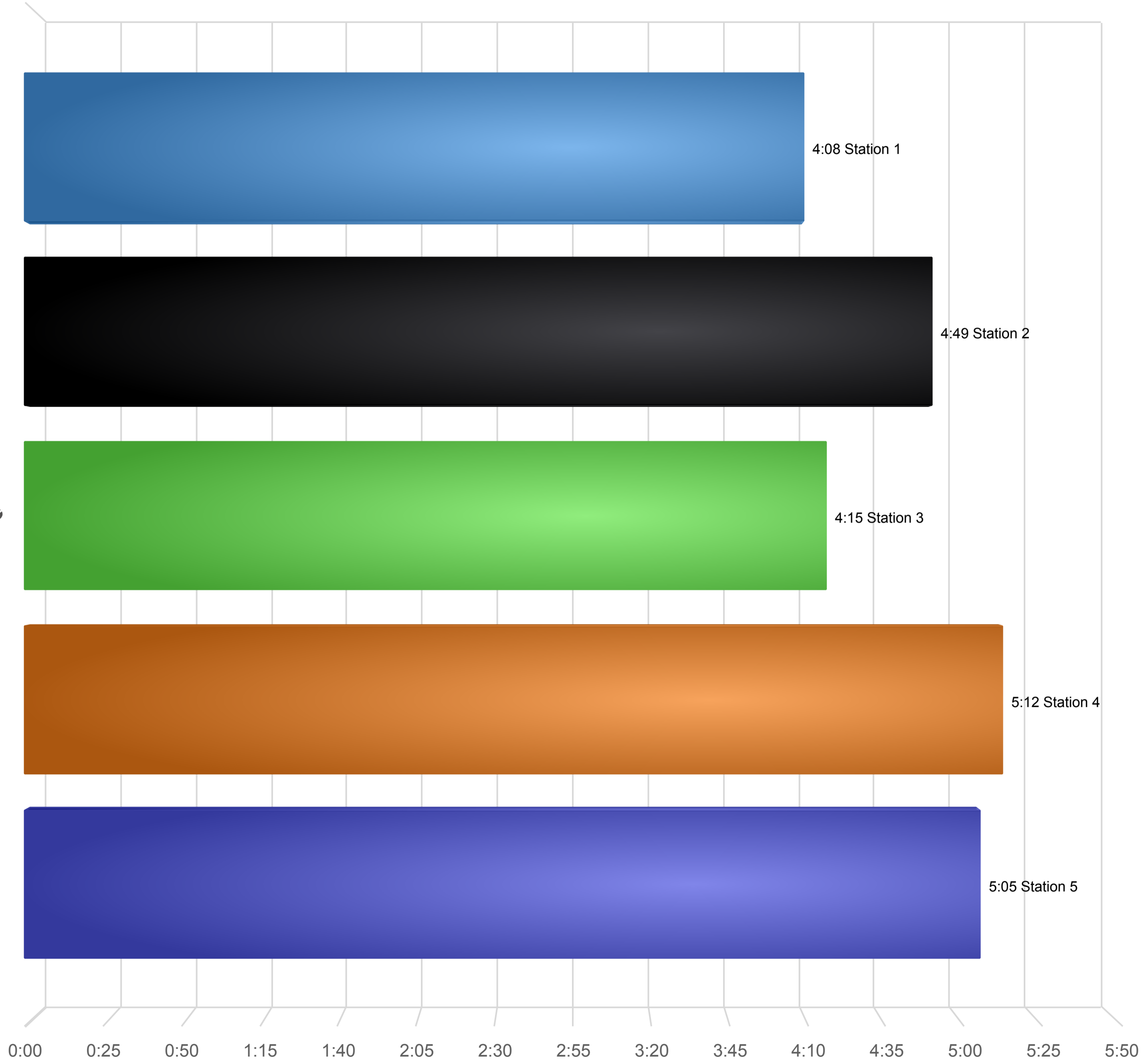
Total of Month: 4,398

Average Response Time by Station

07/01/2024-07/31/2024

- Station 1
- Station 2
- Station 3
- Station 4
- Station 5

Response Time



Total of Station: 4:31

Training Division Monthly Report

July 2024

Overview

Monthly training included territory familiarization, core competency check-offs, special operations training, and company level drills chosen by company officers. Members of C-shift completed hazardous materials refresher training focused on decontamination operations. Training hours during the month of July totaled 2,080.

Outside Schools

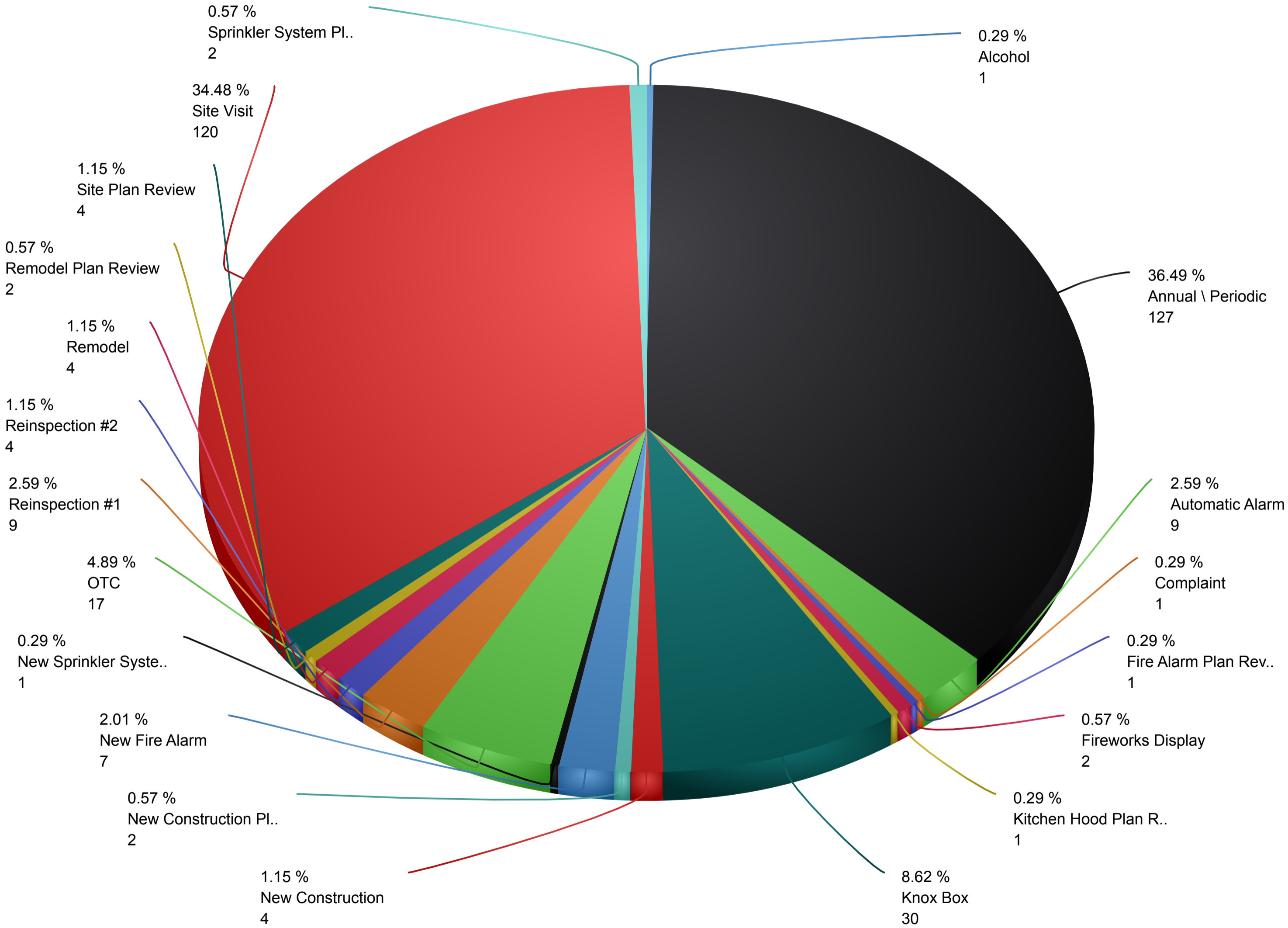
1 aspiring officer attended Fire Department Administrator and attained NPQ Fire Officer 3 certification. This course was hosted by Dawson County Fire & Emergency Services.

1 Inspector from the Prevention Division attended Fire Service Plans Examiner 1 at GPSTC.

Inspection Visit History by Inspection Type

07/01/2024-07/31/2024

- Alcohol
- Annual \ Periodic
- Automatic Alarm
- Complaint
- Fire Alarm Plan Review
- Fireworks Display
- Kitchen Hood Plan Review
- Knox Box
- New Construction
- New Construction Plan Review
- New Fire Alarm
- New Sprinkler System
- OTC
- Reinspection #1
- Reinspection #2
- Remodel
- Remodel Plan Review
- Site Plan Review
- Site Visit
- Sprinkler System Plan Review

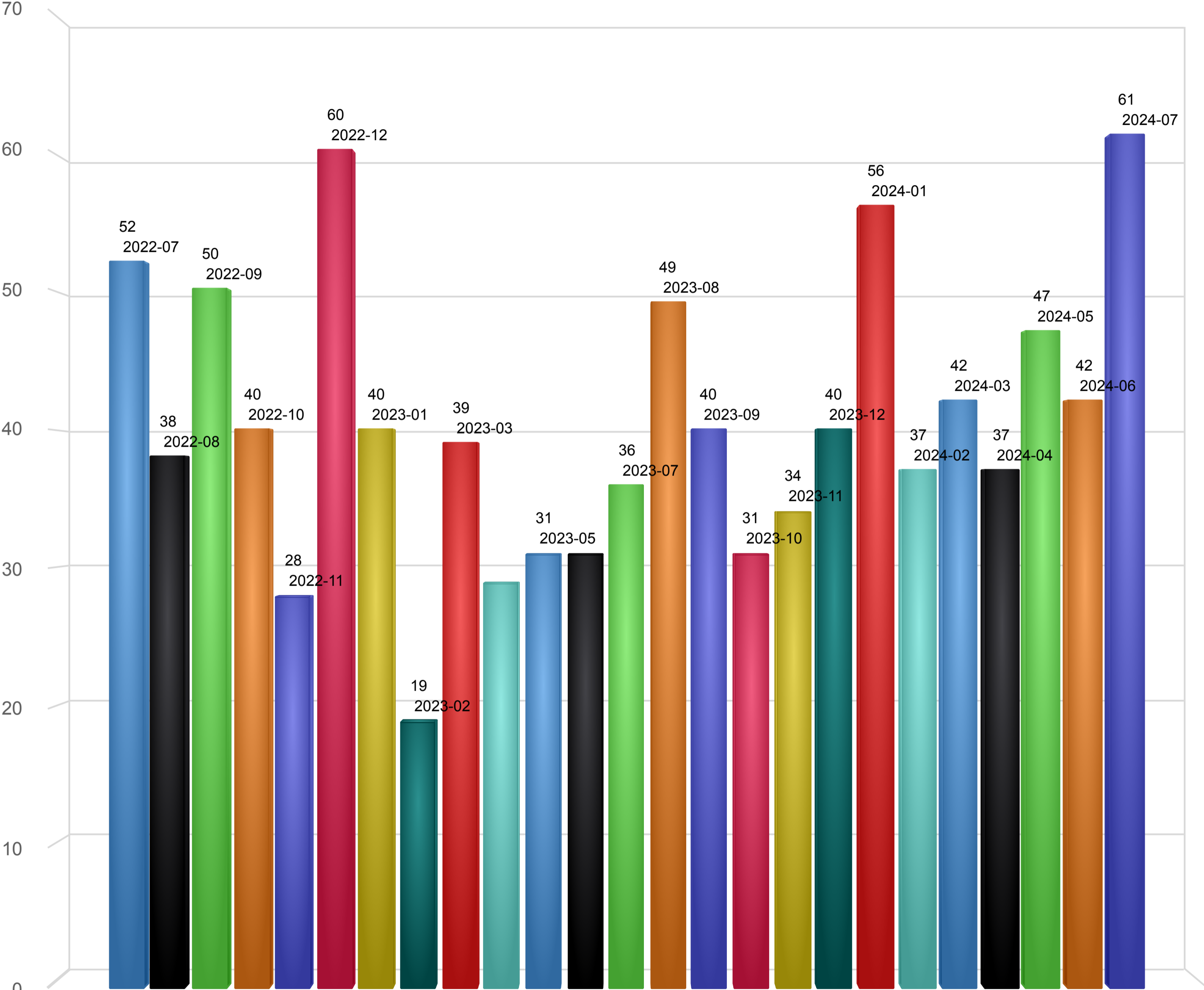


Total of Inspection Type: 348

Incidents by Months

07/01/2022-07/31/2024

- 2022-07
- 2022-08
- 2022-09
- 2022-10
- 2022-11
- 2022-12
- 2023-01
- 2023-02
- 2023-03
- 2023-04
- 2023-05
- 2023-06
- 2023-07
- 2023-08
- 2023-09
- 2023-10
- 2023-11
- 2023-12
- 2024-01
- 2024-02
- 2024-03
- 2024-04
- 2024-05
- 2024-06
- 2024-07



Incident Count

Total of Month: 1,009



Dalton Fire Department

404 School Street, Dalton, GA 30720

Phone: 706-278-7363

Fire Alarm Analysis

Report Period: 07/01/24 - 07/31/24 23:59:59

Incident Type	Hours	HrCost	Incidents	AppCost	Total Cost
745 Alarm system activation, no fire - unintentional	49.43	\$1,261.95	19	\$11,400.00	12,661.95
735 Alarm system sounded due to malfunction	42.23	\$1,078.13	16	\$9,600.00	10,678.13
743 Smoke detector activation, no fire - unintentional	23.23	\$593.06	13	\$7,800.00	8,393.06
733 Smoke detector activation due to malfunction	19.49	\$497.58	6	\$3,600.00	4,097.58
744 Detector activation, no fire - unintentional	3.00	\$76.59	1	\$600.00	676.59
740 Unintentional transmission of alarm, other	2.85	\$72.76	1	\$600.00	672.76
711 Municipal alarm system, malicious false alarm	2.33	\$59.48	1	\$600.00	659.48
741 Sprinkler activation, no fire - unintentional	0.52	\$13.28	1	\$600.00	613.28
700 False alarm or false call, other	0.45	\$11.49	1	\$600.00	611.49
710 Malicious, mischievous false call, other	0.40	\$10.21	1	\$600.00	610.21

Total 143.93 \$3,674.53 \$36,000.00 39,674.53

Sec. 46-30. False alarms.

(b) *Fire.*

- (1) It shall be unlawful for a person or entity having or maintaining an automatic response alarm system to allow more than three false alarms or nuisance alarms for fire in any calendar year. For the first three responses to premises at which no other false alarm or nuisance alarm has occurred within a calendar year, no citation shall be issued, but the person having or maintaining the automatic response alarm system shall promptly make a written report to the fire chief or the chief's designee on forms prescribed by the fire department setting forth the cause of the false alarm or the nuisance alarm, the corrective action taken, whether the alarm has been inspected by an authorized service technician and such other information as the fire chief or the chief's designee may require to determine the cause of the false alarm and corrective action necessary. The fire chief or the chief's designee shall give notice to the person or business having or maintaining the alarm system of the conditions and requirements of this article, including the range of potential fines.
- (2) After the third response to a false alarm or a nuisance alarm at a premises within a calendar year, for any additional response to a false alarm or a nuisance alarm at such premises in the same calendar year, the fire chief or his designee shall cite to the municipal court the person or entity having or maintaining the alarm system on the premises. A person or entity found to have violated this section shall be subject to a civil fine of \$150.00 for the first violation in a calendar year, a civil fine of \$300.00 for the second violation in a calendar year, a civil fine of \$500.00 for the third violation in a calendar year, and a civil fine of \$750.00 for each additional violation in a calendar year.
- (3) After the third response to a false alarm or nuisance alarm at the premises within a calendar year, the person or entity having or maintaining the automatic response alarm system at such premises shall subject to a fee of \$250.00 if the fire department is required to remain on the scene for purposes of investigation, or corrective action for more than 45 minutes from the time of arrival to termination of the incident. The fee shall be billed by the fire department, and the failure to timely pay the same shall a violation of this article and shall subject the responsible party to citation to the municipal court.
- (4) Regardless of the number of false alarms in a calendar year, if a false alarm is a result of failure to take necessary corrective action prescribed by the fire department, the fire chief or the chief's designee may order the disconnection of the alarm system. It shall be unlawful to reconnect the alarm system until such corrective action has been taken and the fire chief or the chief's designee has been notified in writing of the corrective actions taken, provided that no disconnection shall be ordered as to any premises required by law to have an alarm system in operation. The city shall be exempt from such fees and fines on alarm systems installed in city-owned facilities within the boundaries of the city.

(Ord. of 10-16-1995(2), § 12-242; Ord. No. 08-12, § 3, 7-21-2008)

YEAR-TO-DATE BUDGET REPORT
07/31/2024

FOR 2024 07

ACCOUNTS FOR: 0010	GENERAL FUND - OPERATING	ORIGINAL APPROP	TRANFRS/ ADJSTMTS	REVISED BUDGET	YTD EXPENDED	ENCUMBRANCES	AVAILABLE BUDGET	PCT USED	
350000	511100	WAGES REG	6,607,000	0	6,607,000	3,581,755.37	.00	3,025,244.63	54.2%
350000	511300	WAGES - OT	561,000	0	561,000	297,923.42	.00	263,076.58	53.1%
350000	512100	GROUP INS	1,014,000	-51,650	962,350	524,237.32	.00	438,112.68	54.5%
350000	512200	FICA & MED	551,000	0	551,000	293,314.40	.00	257,685.60	53.2%
350000	512401	RETDCP	469,000	0	469,000	255,922.91	.00	213,077.09	54.6%
350000	512402	RET DBP	1,070,000	0	1,070,000	506,386.74	.00	563,613.26	47.3%
350000	512403	RET STATE	29,000	0	29,000	15,750.00	.00	13,250.00	54.3%
350000	512700	WORKERS CO	120,000	0	120,000	70,000.00	.00	50,000.00	58.3%
350000	512900	OTHER EMPL	45,000	0	45,000	21,502.74	.00	23,497.26	47.8%
350000	512915	CLEANING A	50,000	0	50,000	2,887.49	.00	47,112.51	5.8%
350000	512950	FD CANCER	19,000	0	19,000	16,835.00	.00	2,165.00	88.6%
350000	521200	HAZM PROFESSION	16,000	0	16,000	.00	.00	16,000.00	.0%
350000	522140	LAWN CARE	5,000	155	5,155	5,152.00	.00	3.00	99.9%
350000	522210	BUILD R&M	60,000	0	60,000	38,923.80	392.00	20,684.20	65.5%
350000	522220	EQ REPAIRS	24,000	0	24,000	10,858.16	.00	13,141.84	45.2%
350000	522220	APPA MTN APP	100,000	0	100,000	54,739.37	110.30	45,150.33	54.8%
350000	522320	RENT EQUIP	4,000	0	4,000	1,716.63	.00	2,283.37	42.9%
350000	523100	INSURANCE	37,000	59,500	96,500	96,496.00	.00	4.00	100.0%
350000	523200	COMMUNICAT	37,000	0	37,000	19,814.58	786.53	16,398.89	55.7%
350000	523500	TRAVEL	20,000	0	20,000	7,079.64	.00	12,920.36	35.4%
350000	523600	DUES	5,000	0	5,000	562.00	.00	4,438.00	11.2%
350000	523630	RADIO SUBC	12,000	0	12,000	10,492.20	.00	1,507.80	87.4%
350000	523640	VEHICLE IM	1,000	0	1,000	800.00	.00	200.00	80.0%
350000	523700	TRAINING	28,000	0	28,000	15,215.70	2,364.38	10,419.92	62.8%
350000	523900	OTHER PUR	0	400	400	378.65	.00	21.35	94.7%
350000	523920	SOFT LIC	19,000	275	19,275	18,596.75	.00	678.25	96.5%
350000	531100	SUP GENERA	25,000	-675	24,325	8,238.43	.00	16,086.57	33.9%
350000	531110	SUP OFFICE	4,000	0	4,000	2,201.00	.00	1,799.00	55.0%
350000	531120	UNIFORMS	150,000	0	150,000	71,758.84	4,020.38	74,220.78	50.5%
350000	531150	SUP GROUND	3,000	-155	2,845	349.06	.00	2,495.94	12.3%
350000	531200	UTILITIES	145,000	0	145,000	82,211.22	.00	62,788.78	56.7%
350000	531250	OIL	6,000	0	6,000	932.90	.00	5,067.10	15.5%
350000	531270	GASOLINE	17,000	0	17,000	6,201.08	.00	10,798.92	36.5%
350000	531275	DIESEL	63,000	0	63,000	26,674.28	.00	36,325.72	42.3%
350000	531300	MEALS FOOD	2,000	0	2,000	806.96	.00	1,193.04	40.3%
350000	531600	SMALL EQUI	30,000	0	30,000	9,046.06	.00	20,953.94	30.2%
350000	531700	OTHER SUPP	15,000	0	15,000	6,052.28	.00	8,947.72	40.3%
350000	531700	HAZM OTHER SUPP	12,000	0	12,000	9,559.15	.00	2,440.85	79.7%
350000	531700	SAFET OTHER SUPP	5,000	0	5,000	4,115.42	.00	884.58	82.3%
350000	542500	OTHER EQUI	4,000	0	4,000	.00	.00	4,000.00	.0%
TOTAL GENERAL FUND - OPERATING		11,384,000	7,850	11,391,850	6,095,487.55	7,673.59	5,288,688.86	53.6%	
TOTAL EXPENSES		11,384,000	7,850	11,391,850	6,095,487.55	7,673.59	5,288,688.86		