



Dalton Fire Department

404 School Street, Dalton, GA 30720

Phone: 706-278-7363

Breakdown by Incident Type

Report Period: 6/1/2025 - 6/30/2025 11:59:59 PM

Incident Type	Incidents	Exposures
311 Medical assist, assist EMS crew	198	0
611 Dispatched & canceled en route	46	0
745 Alarm system activation, no fire - unintentional	26	0
322 Motor vehicle accident with injuries	19	0
622 No incident found on arrival at dispatch address	18	0
444 Power line down	15	0
735 Alarm system sounded due to malfunction	9	0
324 Motor vehicle accident with no injuries.	7	0
733 Smoke detector activation due to malfunction	6	0
743 Smoke detector activation, no fire - unintentional	6	0
551 Assist police or other governmental agency	4	0
553 Public service	4	0
651 Smoke scare, odor of smoke	3	0
111 Building fire	3	0
131 Passenger vehicle fire	3	0
151 Outside rubbish, trash or waste fire	2	0
412 Gas leak (natural gas or LPG)	2	0
424 Carbon monoxide incident	2	0
445 Arcing, shorted electrical equipment	2	0
500 Service Call, other	2	0
652 Steam, vapor, fog or dust thought to be smoke	2	0
731 Sprinkler activation due to malfunction	2	0
740 Unintentional transmission of alarm, other	2	0
813 Wind storm, tornado/hurricane assessment	2	0

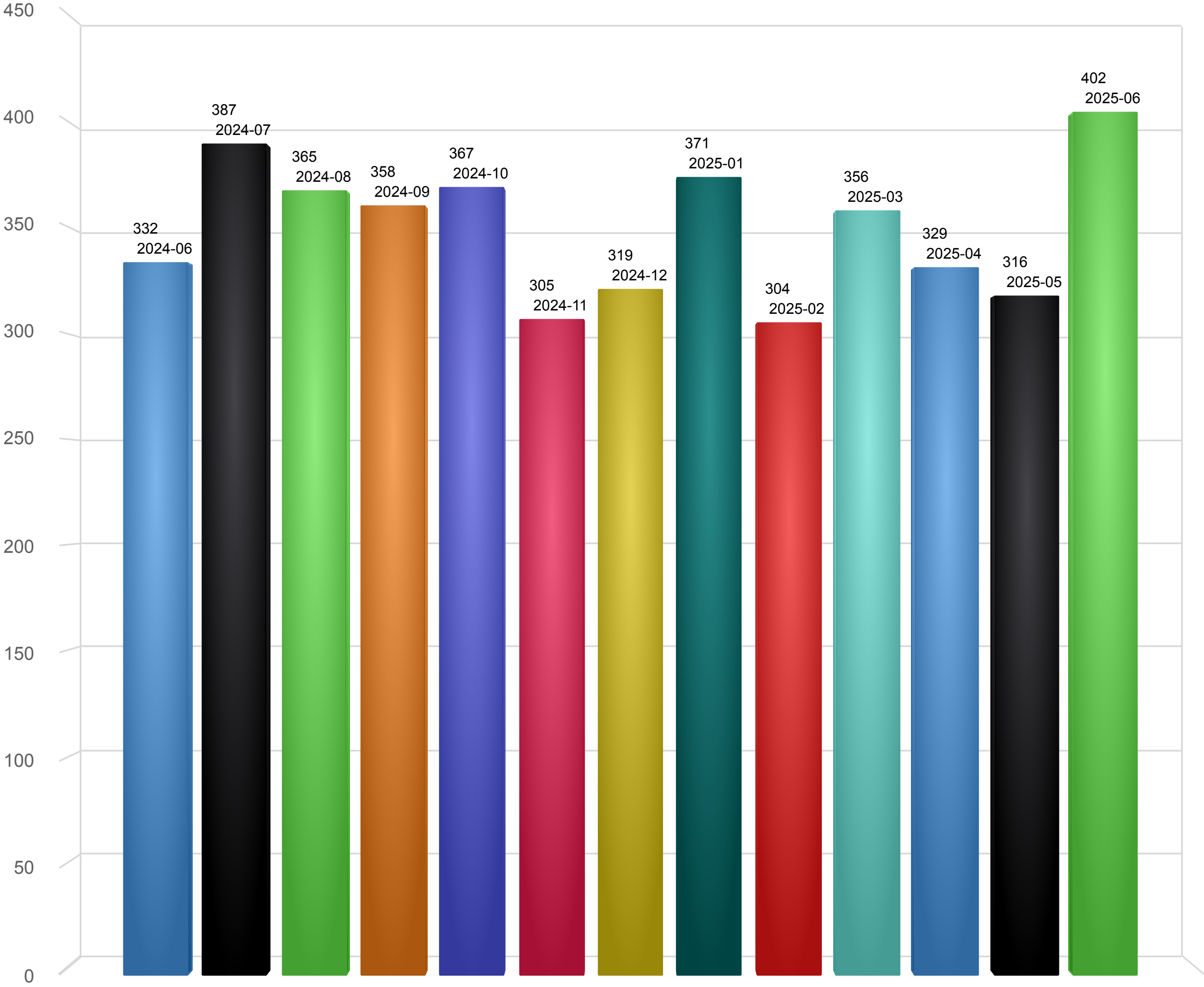
Incident Type	Incidents	Exposures
741 Sprinkler activation, no fire - unintentional	1	0
736 CO detector activation due to malfunction	1	0
650 Steam, other gas mistaken for smoke, other	1	0
653 Smoke from barbecue, tar kettle	1	0
700 False alarm or false call, other	1	0
711 Municipal alarm system, malicious false alarm	1	0
561 Unauthorized burning	1	0
600 Good intent call, other	1	0
542 Animal rescue	1	0
550 Public service assistance, other	1	0
461 Building or structure weakened or collapsed	1	0
440 Electrical wiring/equipment problem, other	1	0
113 Cooking fire, confined to container	1	0
116 Fuel burner/boiler malfunction, fire confined	1	0
118 Trash or rubbish fire, contained	1	0
357 Extrication of victim(s) from machinery	1	0
363 Swift water rescue	1	0

	Incidents	Exposures
Total	402	0

Incidents by Months

06/01/2024-06/30/2025

- 2024-06
- 2024-07
- 2024-08
- 2024-09
- 2024-10
- 2024-11
- 2024-12
- 2025-01
- 2025-02
- 2025-03
- 2025-04
- 2025-05
- 2025-06



Incident Count

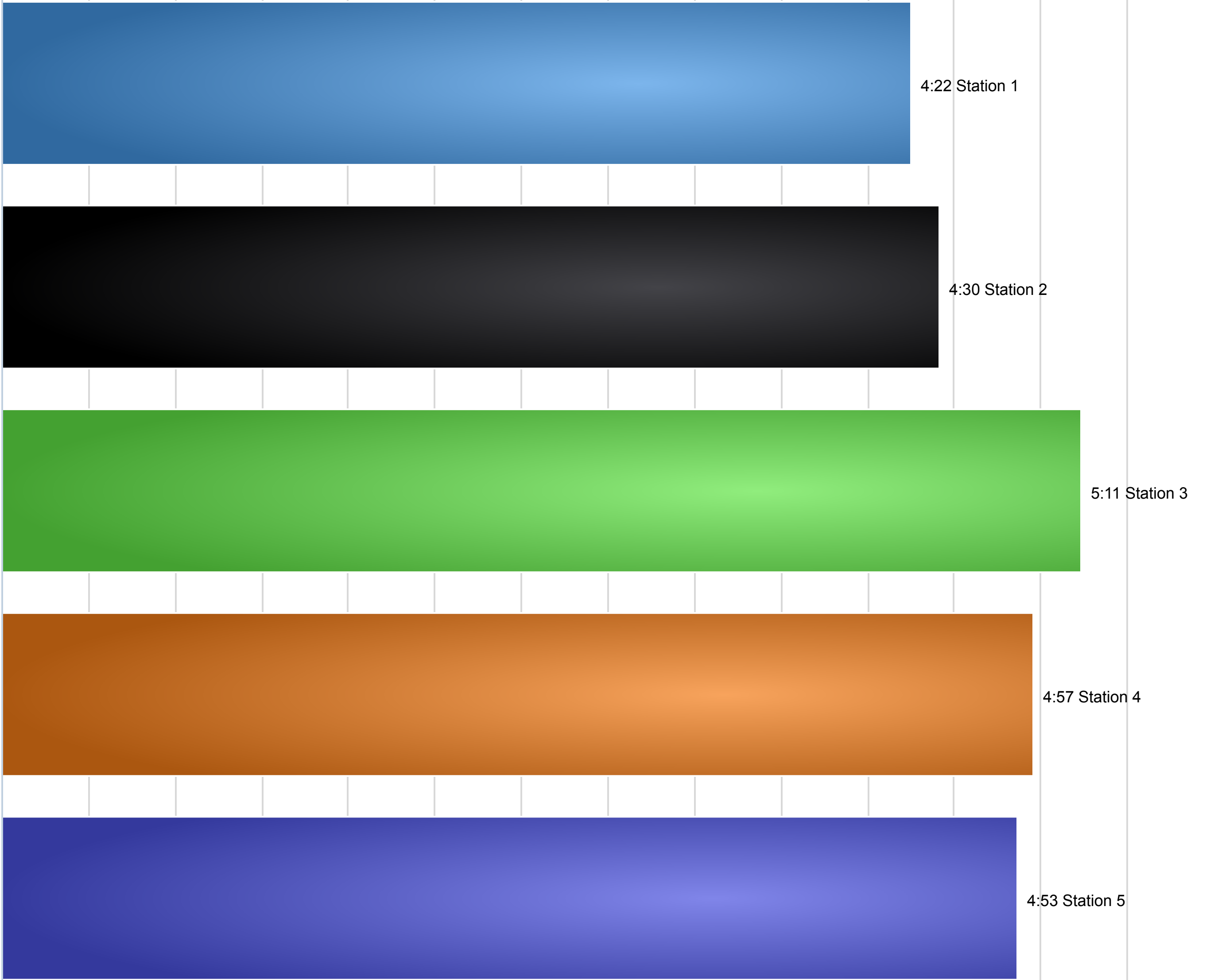
Total of Month: 4,511

- Station 1
- Station 2
- Station 3
- Station 4
- Station 5

Average Response Time by Station

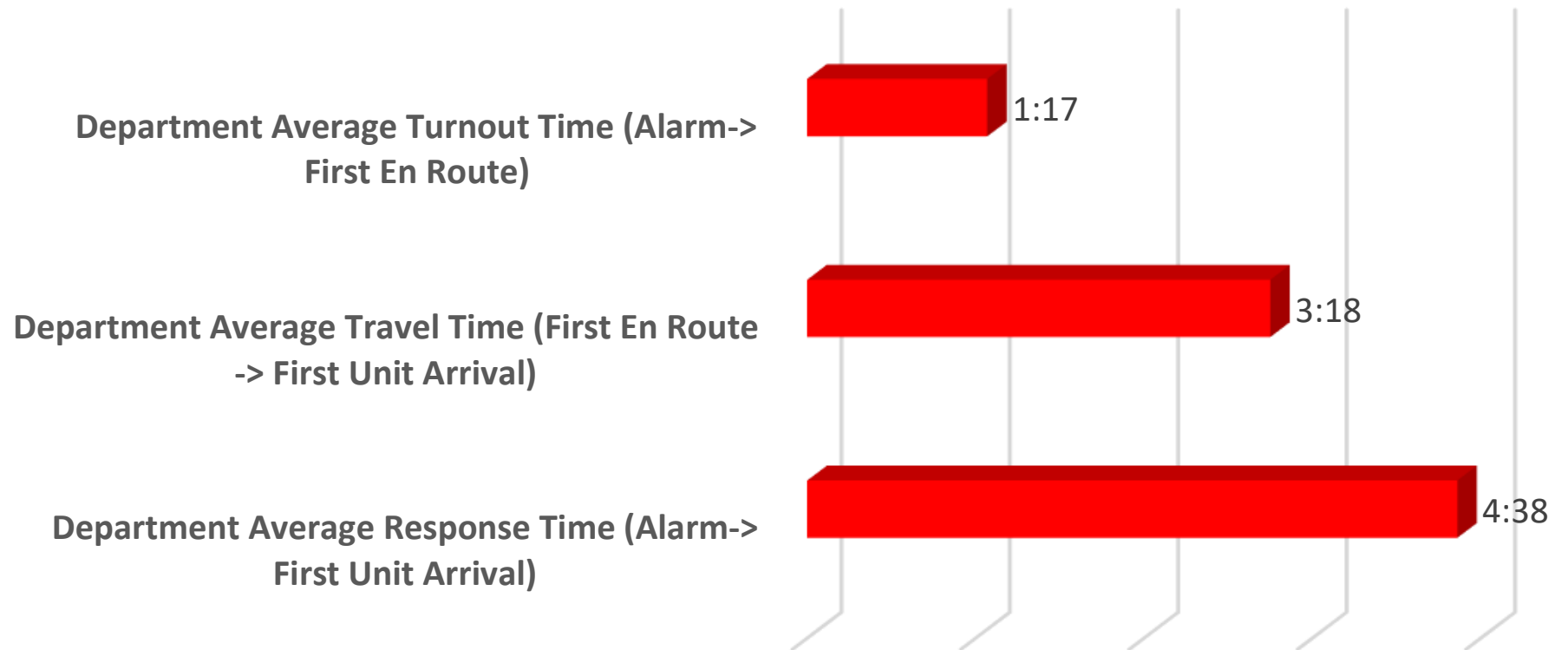
06/01/2025-06/30/2025

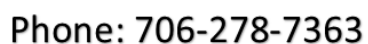
Response Time



Total of Station: 4:38

Department Response Times





(Dates: 6/1/2025 - 6/30/2025 11:59:59 PM)

[illegible]

[illegible]

[illegible]

CODE	DESCRIPTOR	FREQ	FREQ %	EXPs	CIV DTHS	CIV DTHS %	CIV INJS	CIV INJS %	FF DTHS	FF DTHS %	FF INJS	FF INJS %	PROP LOSS	PROP LOSS %	CONT LOSS	CONT LOSS %	TOTAL LOSS	TOTAL LOSS %
311	Medical assist, assist EMS crew	196	52.55%	0	0	0.00%	0	0.00%	0	0.00%	0	0.00%	0	0.00%	0	0.00%	0	0.00%
731	Sprinkler activation due to malfunction	2	0.54%	0	0	0.00%	0	0.00%	0	0.00%	0	0.00%	0	0.00%	0	0.00%	0	0.00%
650	Steam, other gas mistaken for smoke, other	0	0.00%	0	0	0.00%	0	0.00%	0	0.00%	0	0.00%	0	0.00%	0	0.00%	0	0.00%
561	Unauthorized burning	1	0.27%	0	0	0.00%	0	0.00%	0	0.00%	0	0.00%	0	0.00%	0	0.00%	0	0.00%
324	Motor vehicle accident with no injuries.	3	0.80%	0	0	0.00%	0	0.00%	0	0.00%	0	0.00%	0	0.00%	0	0.00%	0	0.00%
542	Animal rescue	1	0.27%	0	0	0.00%	0	0.00%	0	0.00%	0	0.00%	0	0.00%	0	0.00%	0	0.00%
711	Municipal alarm system, malicious false alarm	0	0.00%	0	0	0.00%	0	0.00%	0	0.00%	0	0.00%	0	0.00%	0	0.00%	0	0.00%
118	Trash or rubbish fire, contained	1	0.27%	0	0	0.00%	0	0.00%	0	0.00%	0	0.00%	0	0.00%	0	0.00%	0	0.00%
Totals		373	100%	0	0	100%	0	100%	0	100%	0	100%	17,500	100%	2,600	100%	20,100	100%
Mutual Aid Given Incidents		29																

Training Division Monthly Report

June 2025

Overview

Internal training included limited manpower structure fire drills and Hazardous Materials Commercial Motor Vehicle Considerations. Company-level training included area familiarization, vehicle rescue, ladders, fire hose, and other company officer-chosen training topics. Training hours during June totaled 2,072.

Peer support debriefings were conducted following high-impact incidents at Gregory Place, Avenue F, and North Fredrick Street. These sessions were facilitated by the Georgia Department of Public Safety Office of Public Safety Support, along with peer support facilitators from the Whitfield County Fire Department

Georgia Firefighter Standards & Training Council has completed its site review of our training hours. Certification packets were reviewed for personnel hired from 2022 to 2024 as well as station facilities and equipment. No issues were identified and the department is fully compliant.

Outside Schools

Hazardous Materials Technician course at the Center for Domestic Preparedness in Anniston, AL

Georgia Public Safety Training Center's 2025 Fire Safety Symposium

Several personnel attended Georgia Emergency Medical Services Association's auto extrication with advanced patient care course.

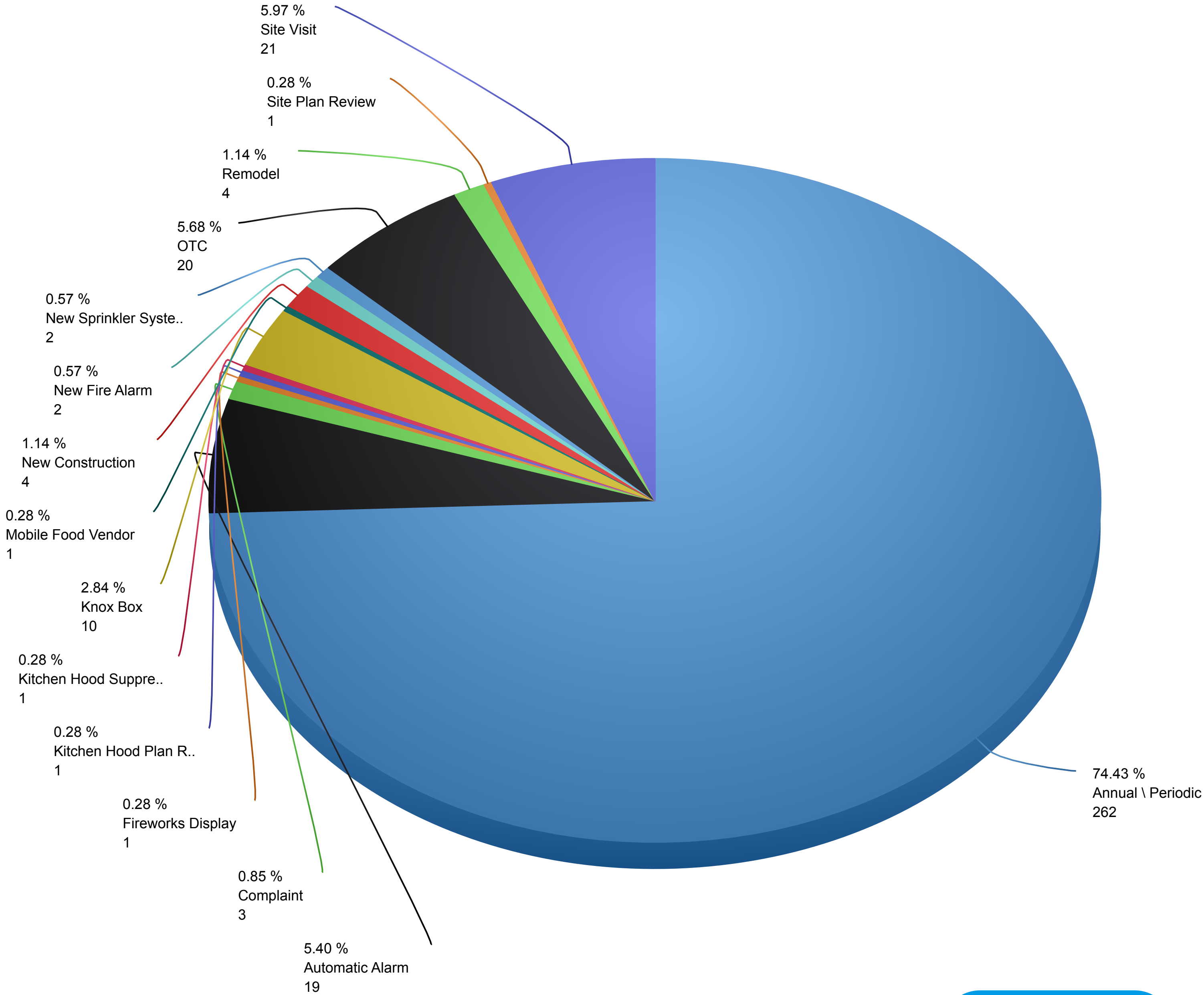
GSAR quarterly training for high angle rope rescue was conducted at Catoosa County Fire Department

Four Personnel attended NPQ Fire Officer III and IV hosted by Dawson County Emergency Services

Inspection Visit History by Inspection Type

06/01/2025-06/30/2025

- Annual \ Periodic
- Automatic Alarm
- Complaint
- Fireworks Display
- Kitchen Hood Plan Review
- Kitchen Hood Suppression System Plan Review
- Knox Box
- Mobile Food Vendor
- New Construction
- New Fire Alarm
- New Sprinkler System
- OTC
- Remodel
- Site Plan Review
- Site Visit



Total of Inspection Type: 352

YEAR-TO-DATE BUDGET REPORT

6/30/2025

FOR 2025 06

ACCOUNTS FOR: 0010 GENERAL FUND - OPERATING	ORIGINAL APPROP	TRANFRS/ ADJSTMTS	REVISED BUDGET	YTD EXPENDED	ENCUMBRANCES	AVAILABLE BUDGET	PCT USED
350000 511100 WAGES REG	6,800,000	0	6,800,000	3,222,139.55	.00	3,577,860.45	47.4%
350000 511300 WAGES - OT	524,000	0	524,000	228,606.23	.00	295,393.77	43.6%
350000 512100 GROUP INS	1,130,000	0	1,130,000	556,502.90	.00	573,497.10	49.2%
350000 512110 PTST INS	14,500	0	14,500	6,374.00	.00	8,126.00	44.0%
350000 512200 FICA & MED	566,000	0	566,000	265,556.34	.00	300,443.66	46.9%
350000 512401 RETDCP	520,000	0	520,000	251,534.16	.00	268,465.84	48.4%
350000 512402 RET DBP	858,000	0	858,000	402,033.82	.00	455,966.18	46.9%
350000 512403 RET STATE	29,000	0	29,000	14,125.00	.00	14,875.00	48.7%
350000 512700 WORKERS CO	114,800	0	114,800	57,800.00	.00	57,000.00	50.3%
350000 512850 OPEB	199,000	0	199,000	95,703.59	.00	103,296.41	48.1%
350000 512900 OTHER EMPL	44,200	0	44,200	19,435.07	.00	24,764.93	44.0%
350000 512915 CLEANING A	50,500	0	50,500	2,218.65	218.98	48,062.37	4.8%
350000 512950 FD CANCER	19,000	-2,455	16,545	16,280.00	.00	265.00	98.4%
350000 513100 HISTORICAL	-214,000	0	-214,000	.00	.00	-214,000.00	.0%
350000 521200 P	0	2,455	2,455	2,453.00	.00	2.00	99.9%
350000 522140 LAWN CARE	5,500	0	5,500	1,456.00	.00	4,044.00	26.5%
350000 522210 BUILD R&M	68,000	0	68,000	25,581.24	474.44	41,944.32	38.3%
350000 522220 EQ REPAIRS	32,000	0	32,000	12,169.37	275.27	19,555.36	38.9%
350000 522220 APPA MTN APP	125,000	0	125,000	46,981.59	723.05	77,295.36	38.2%
350000 522320 RENT EQUIP	4,000	0	4,000	1,522.02	.00	2,477.98	38.1%
350000 523100 INSURANCE	108,500	-32,000	76,500	67,995.73	.00	8,504.27	88.9%
350000 523200 COMMUNICAT	37,000	0	37,000	15,099.39	.00	21,900.61	40.8%
350000 523500 TRAVEL	20,000	0	20,000	4,981.95	287.00	14,731.05	26.3%
350000 523600 DUES	6,000	0	6,000	685.00	.00	5,315.00	11.4%
350000 523630 RADIO SUBC	12,000	0	12,000	10,592.70	.00	1,407.30	88.3%
350000 523640 VEHICLE IM	1,000	0	1,000	700.00	.00	300.00	70.0%
350000 523700 TRAINING	28,000	0	28,000	13,213.04	400.00	14,386.96	48.6%
350000 523920 SOFT LIC	22,000	0	22,000	20,070.01	.00	1,929.99	91.2%
350000 531100 SUP GENERA	25,000	0	25,000	6,227.62	139.32	18,633.06	25.5%
350000 531110 SUP OFFICE	4,000	0	4,000	1,667.77	20.99	2,311.24	42.2%
350000 531120 UNIFORMS	150,000	0	150,000	127,874.97	218.25	21,906.78	85.4%
350000 531150 SUP GROUND	3,000	0	3,000	.00	.00	3,000.00	.0%
350000 531200 UTILITIES	145,000	0	145,000	71,114.20	.00	73,885.80	49.0%
350000 531240 BOTTLE GAS	0	4,000	4,000	2,144.55	.00	1,855.45	53.6%
350000 531250 OIL	6,000	0	6,000	1,079.10	.00	4,920.90	18.0%
350000 531270 GASOLINE	17,000	-1,500	15,500	6,341.37	.00	9,158.63	40.9%
350000 531275 DIESEL	63,000	-2,500	60,500	22,046.53	.00	38,453.47	36.4%
350000 531300 MEALS FOOD	2,000	0	2,000	528.10	24.40	1,447.50	27.6%
350000 531600 SMALL EQUI	30,000	0	30,000	499.00	600.00	28,901.00	3.7%
350000 531700 OTHER SUPP	15,000	0	15,000	2,423.37	83.54	12,493.09	16.7%
350000 531700 HAZM OTHER SUPP	12,000	0	12,000	3,564.85	-255.54	8,690.69	27.6%
350000 531700 SAFET OTHER SUPP	5,000	0	5,000	1,178.40	2,361.27	1,460.33	70.8%
350000 542500 OTHER EQUI	4,000	0	4,000	2,359.37	.00	1,640.63	59.0%
TOTAL GENERAL FUND - OPERATING	11,605,000	-32,000	11,573,000	5,610,859.55	5,570.97	5,956,569.48	48.5%