



Dalton Fire Department

404 School Street, Dalton, GA 30720

Phone: 706-278-7363

Breakdown by Incident Type

Report Period: 12/01/24 - 12/31/24 23:59:59

Incident Type	Incidents	Exposures
311 Medical assist, assist EMS crew	184	0
611 Dispatched & canceled en route	30	0
322 Motor vehicle accident with injuries	15	0
324 Motor vehicle accident with no injuries.	12	0
735 Alarm system sounded due to malfunction	12	0
743 Smoke detector activation, no fire - unintentional	10	0
745 Alarm system activation, no fire - unintentional	8	0
622 No incident found on arrival at dispatch address	7	0
651 Smoke scare, odor of smoke	5	0
151 Outside rubbish, trash or waste fire	5	0
522 Water or steam leak	3	0
730 System malfunction, other	3	0
733 Smoke detector activation due to malfunction	2	0
445 Arcing, shorted electrical equipment	2	0
561 Unauthorized burning	2	0
531 Smoke or odor removal	2	0
118 Trash or rubbish fire, contained	2	0
142 Brush or brush-and-grass mixture fire	1	0
143 Grass fire	1	0
154 Dumpster or other outside trash receptacle fire	1	0
541 Animal problem	1	0
553 Public service	1	0
354 Trench/below-grade rescue	1	0
410 Combustible/flammable gas/liquid condition, other	1	0

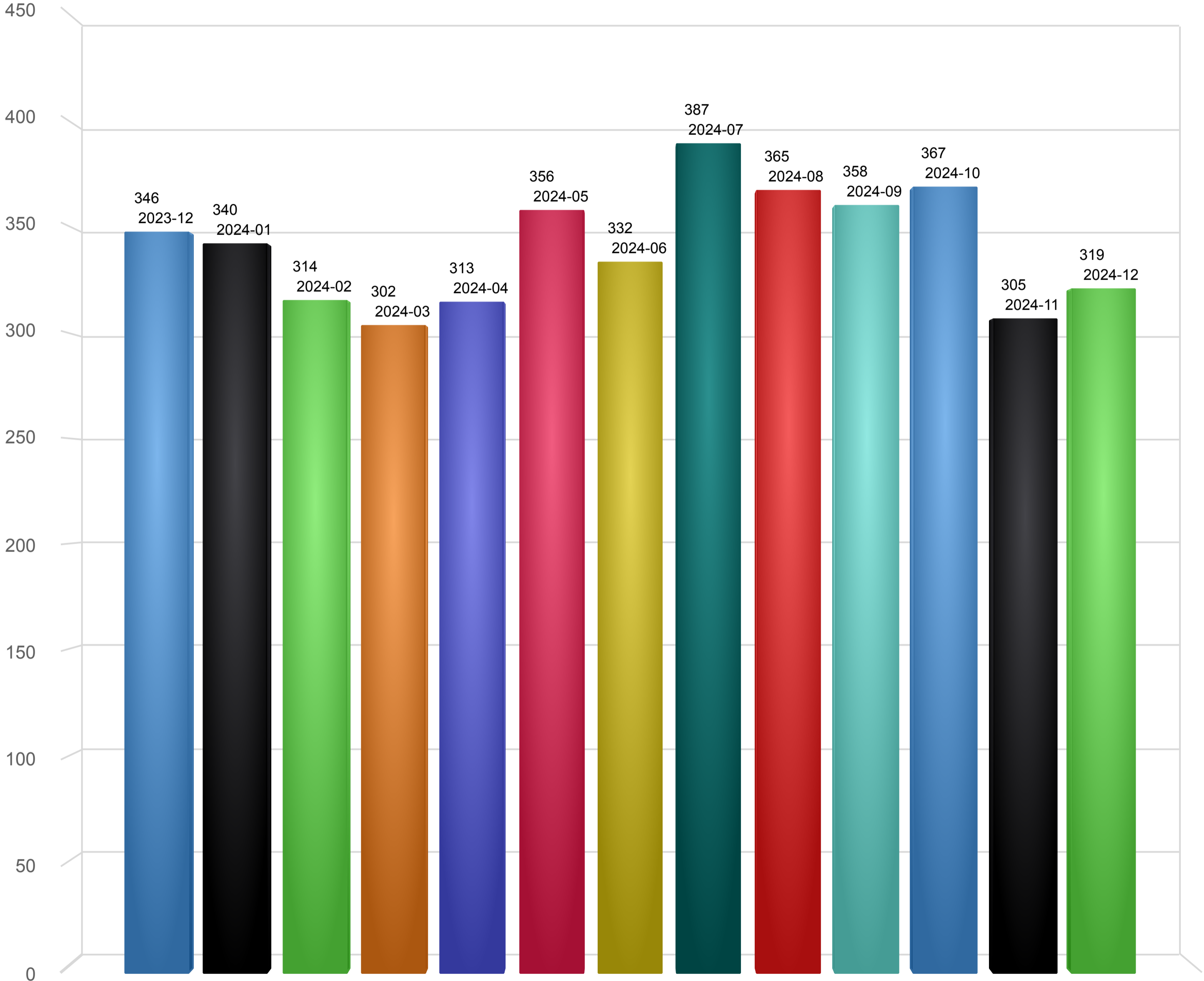
Incident Type	Incidents	Exposures
411 Gasoline or other flammable liquid spill	1	0
412 Gas leak (natural gas or LPG)	1	0
444 Power line down	1	0
600 Good intent call, other	1	0
111 Building fire	1	0
711 Municipal alarm system, malicious false alarm	1	0
736 CO detector activation due to malfunction	1	0
740 Unintentional transmission of alarm, other	1	0

	Incidents	Exposures
Total	319	0

Incidents by Months

12/01/2023-12/31/2024

- 2023-12
- 2024-01
- 2024-02
- 2024-03
- 2024-04
- 2024-05
- 2024-06
- 2024-07
- 2024-08
- 2024-09
- 2024-10
- 2024-11
- 2024-12



Incident Count

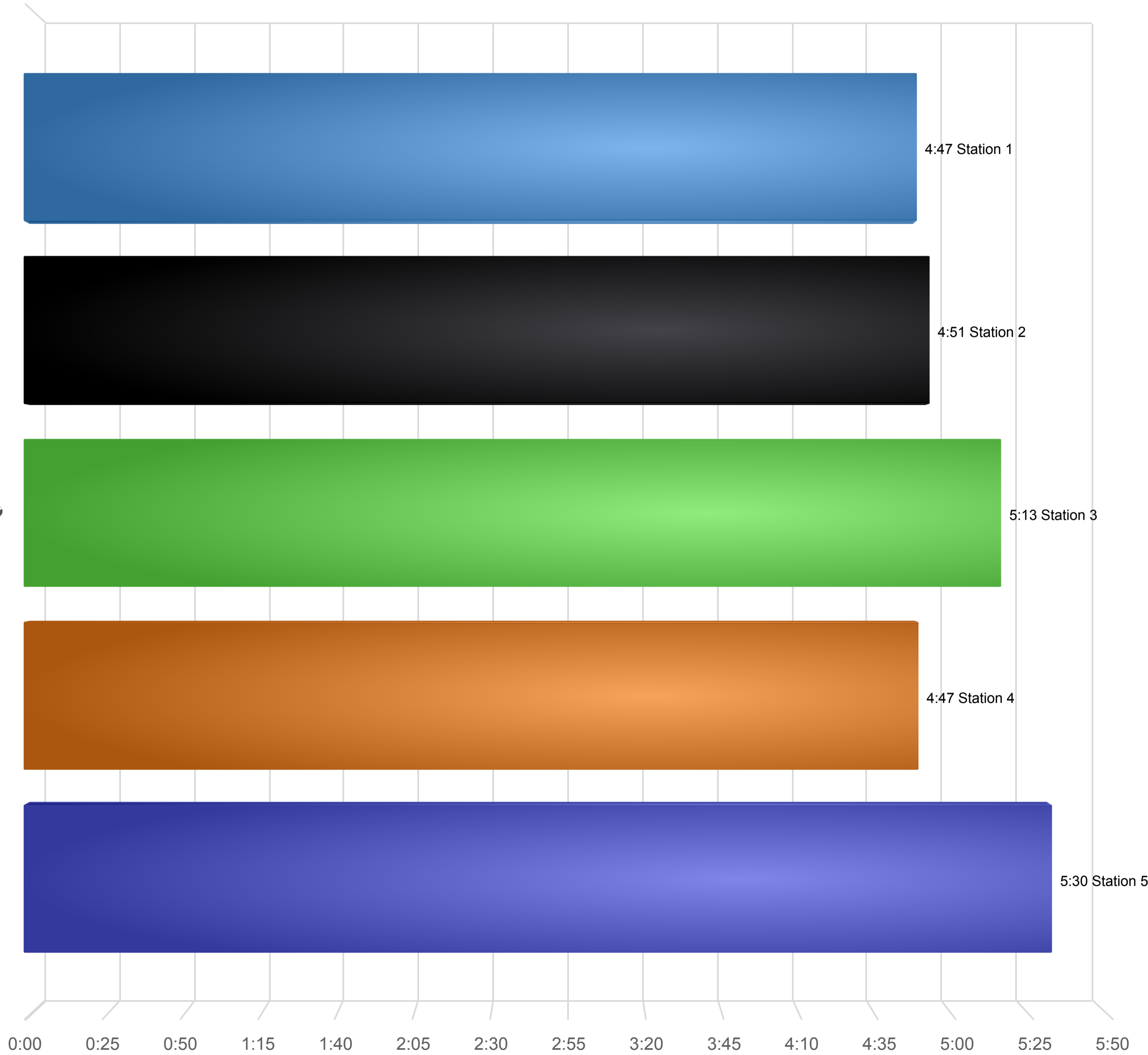
Total of Month: 4,404

Average Response Time by Station

12/01/2024-12/31/2024

- Station 1
- Station 2
- Station 3
- Station 4
- Station 5

Response Time

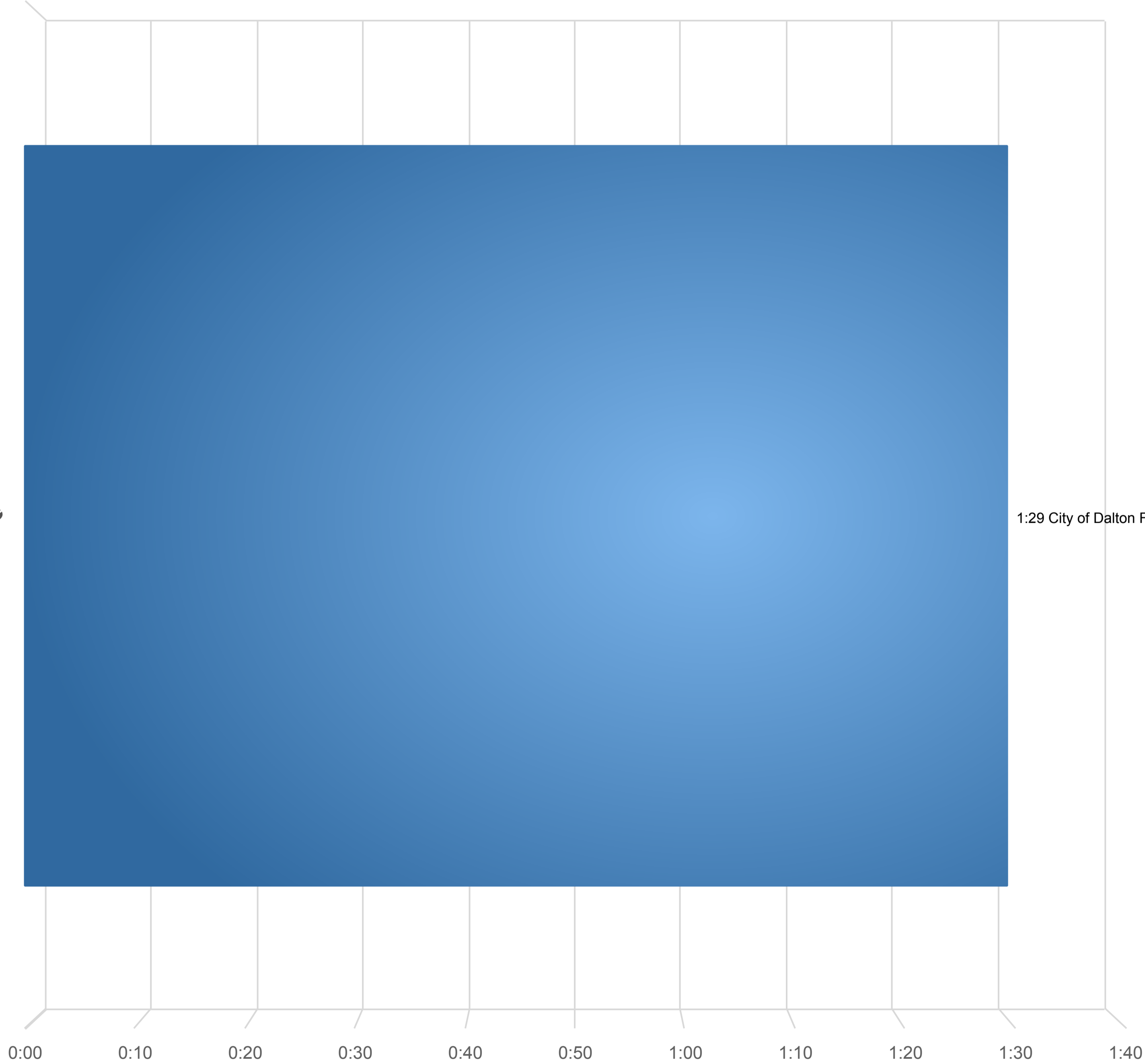


Total of Station: 4:58

Department Average Turnout Time (Alarm-> First En Route)

12/01/2024-12/31/2024

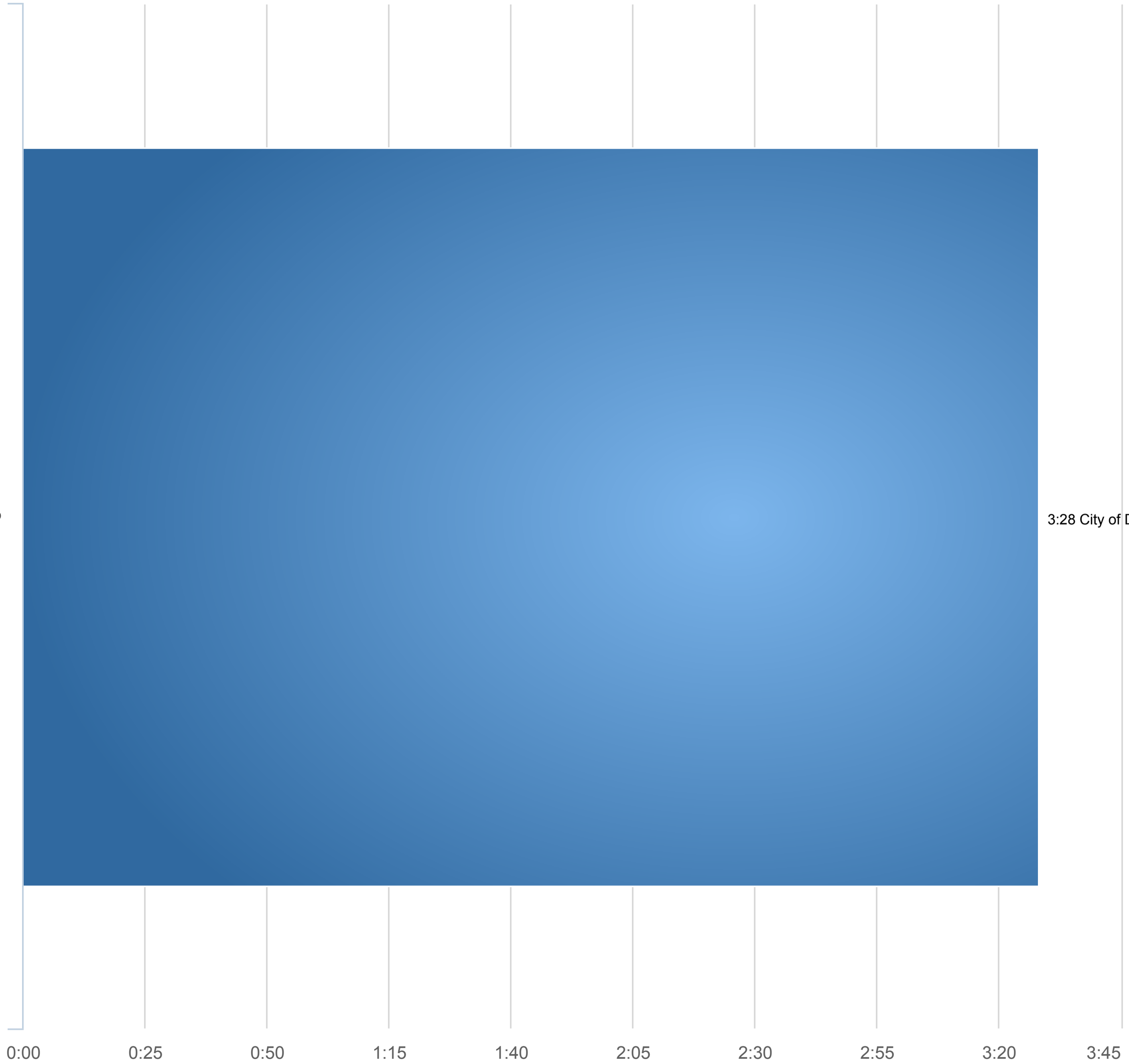
Turnout Time



Department Average Travel Time (First En Route -> First Unit Arrival)

12/01/2024-12/31/2024

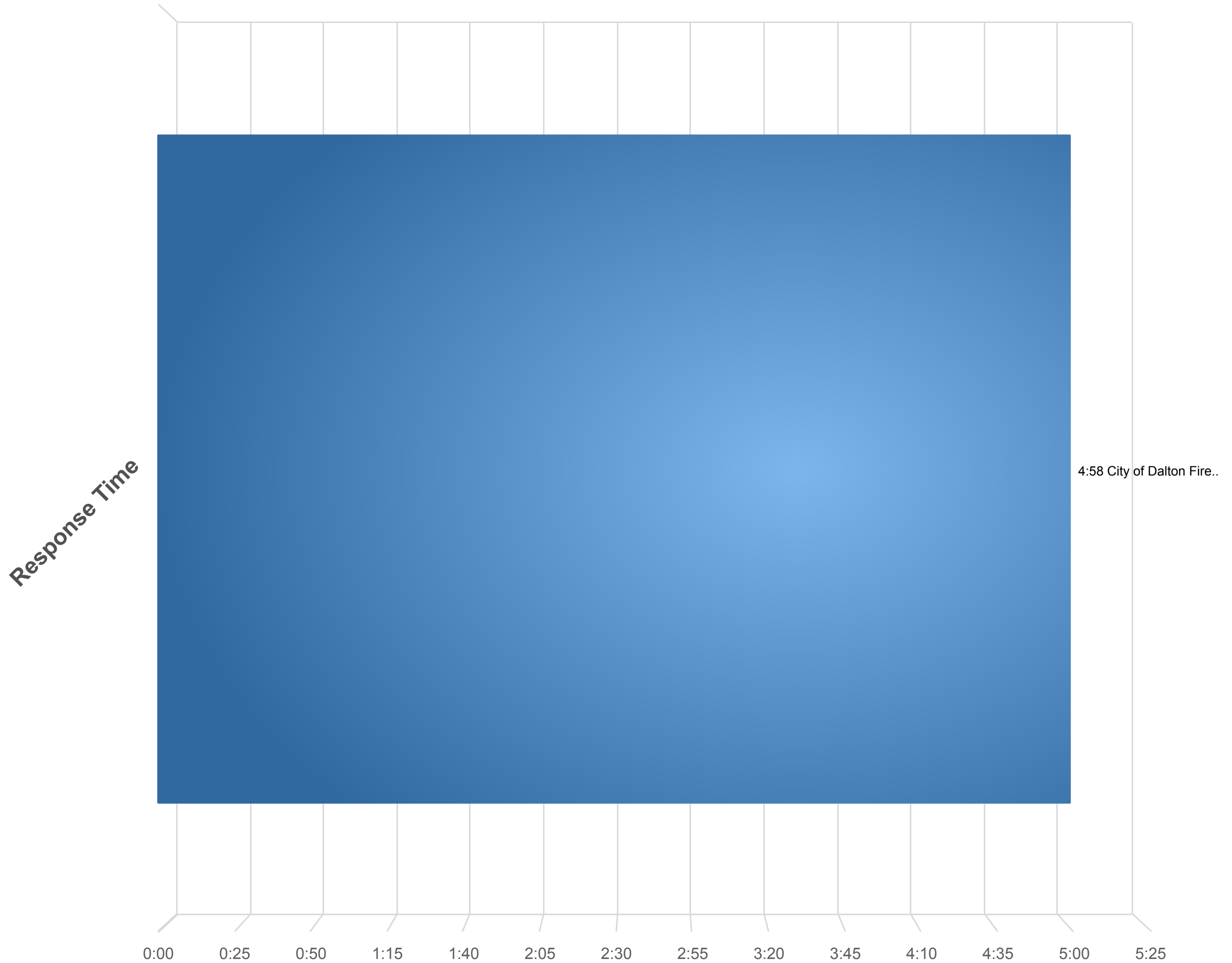
Travel Time



3:28 City of Dalton Fire..

Department Average Response Time (Alarm-> First Unit Arrival)

12/01/2024-12/31/2024





Dalton Fire Department

404 School Street, Dalton, GA 30720

Phone: 706-278-7363

Injuries and Property Loss

(Dates: 12/1/2024 - 12/31/2024 11:59:59 PM)

CODE	DESCRIPTOR	FREQ	FREQ %	EXPs	CIV DTHS	CIV DTHS %	CIV INJS	CIV INJS %	FF DTHS	FF DTHS %	FF INJS	FF INJS %	PROP LOSS	PROP LOSS %	CONT LOSS	CONT LOSS %	TOTAL LOSS	TOTAL LOSS %
111	Building fire	1	0.33%	0	0	0.00%	0	0.00%	0	0.00%	0	0.00%	70,000	93.33%	5,000	100.00%	75,000	93.75%
118	Trash or rubbish fire, contained	1	0.33%	0	0	0.00%	0	0.00%	0	0.00%	0	0.00%	0	0.00%	0	0.00%	0	0.00%
142	Brush or brush-and-grass mixture fire	1	0.33%	0	0	0.00%	0	0.00%	0	0.00%	0	0.00%	0	0.00%	0	0.00%	0	0.00%
143	Grass fire	1	0.33%	0	0	0.00%	0	0.00%	0	0.00%	0	0.00%	0	0.00%	0	0.00%	0	0.00%
151	Outside rubbish, trash or waste fire	5	1.67%	0	0	0.00%	1	100.00%	0	0.00%	0	0.00%	0	0.00%	0	0.00%	0	0.00%
154	Dumpster or other outside trash receptacle fire	1	0.33%	0	0	0.00%	0	0.00%	0	0.00%	0	0.00%	0	0.00%	0	0.00%	0	0.00%
311	Medical assist, assist EMS crew	182	60.67%	0	0	0.00%	0	0.00%	0	0.00%	0	0.00%	0	0.00%	0	0.00%	0	0.00%
322	Motor vehicle accident with injuries	12	4.00%	0	0	0.00%	0	0.00%	0	0.00%	0	0.00%	0	0.00%	0	0.00%	0	0.00%
324	Motor vehicle accident with no injuries.	9	3.00%	0	0	0.00%	0	0.00%	0	0.00%	0	0.00%	5,000	6.67%	0	0.00%	5,000	6.25%

Training Division Monthly Report

December 2024

Overview

Year-end compliance reports for all certified personnel were audited and uploaded to Georgia Firefighter Standards and Training Council. As a result, every certified firefighter, fire inspector, and fire investigator is compliant as we enter 2025 with continuing education efforts totaling over 12,400 hours in 2024. Monthly training included territory familiarization, core competency drills, special operations training, and company level drills chosen by company officers. Training hours during the month of December totaled 1,359.

Outside Schools

One aspiring company officer attended Fire Department Executive hosted by Dawson County Emergency Services and attained state and national certification as a Fire Officer 3.

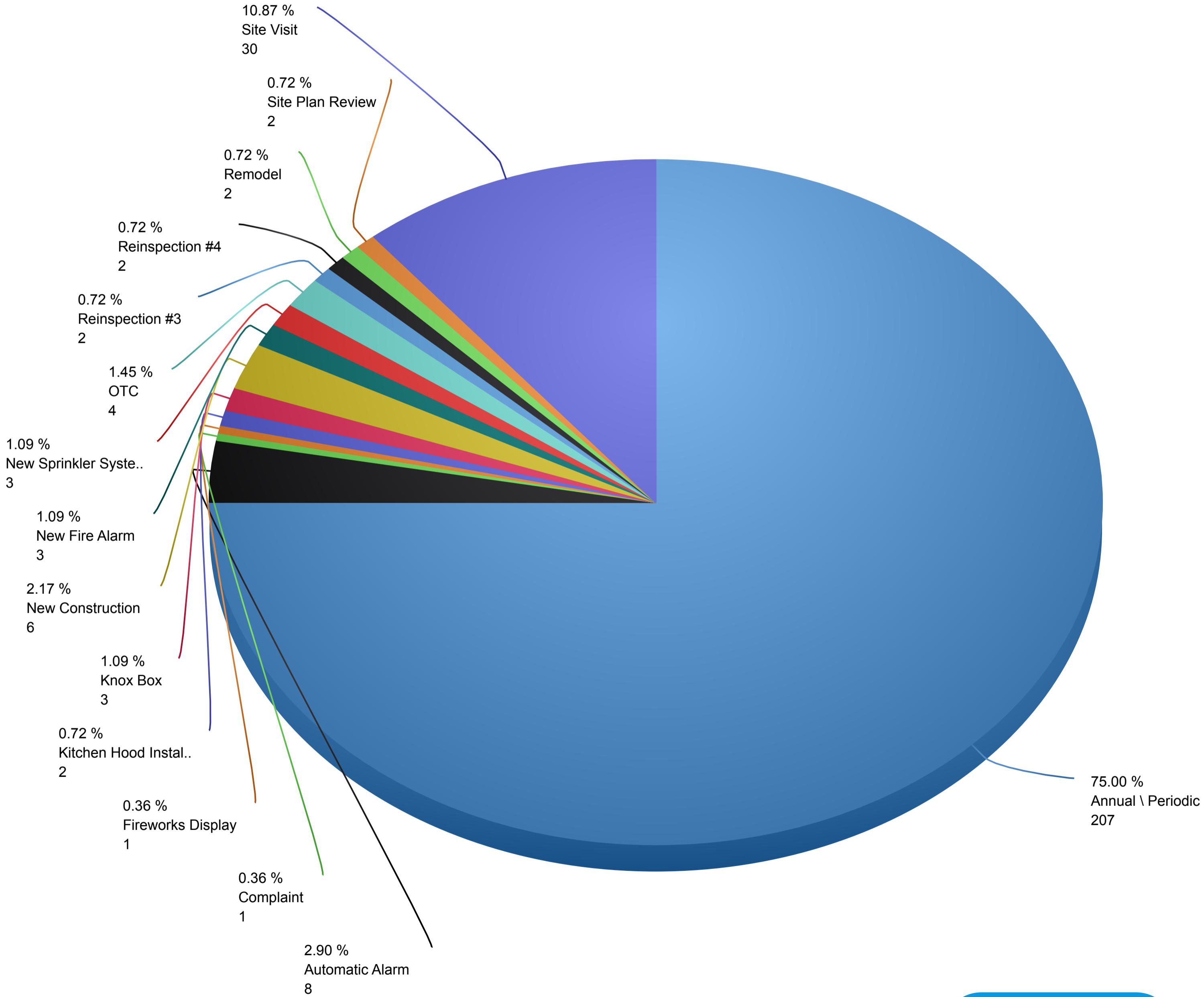
Three acting officers attended Fire Department Supervision hosted by the City of Calhoun Fire Department.

Four personnel attended NPQ Fire Instructor 2 co-hosted by Dalton and Calhoun Fire Departments. These personnel gained state and national certification at the level of Fire Instructor 2.

Inspection Visit History by Inspection Type

12/01/2024-12/31/2024

- Annual \ Periodic
- Automatic Alarm
- Complaint
- Fireworks Display
- Kitchen Hood Installation
- Knox Box
- New Construction
- New Fire Alarm
- New Sprinkler System
- OTC
- Reinspection #3
- Reinspection #4
- Remodel
- Site Plan Review
- Site Visit



Total of Inspection Type: 276

YEAR-TO-DATE BUDGET REPORT
12/31/2024

FOR 2024 12

ACCOUNTS FOR: 0010	GENERAL FUND - OPERATING	ORIGINAL APPROP	TRANFRS/ ADJSTMTS	REVISED BUDGET	YTD EXPENDED	ENCUMBRANCES	AVAILABLE BUDGET	PCT USED	
350000	511100	WAGES REG	6,607,000	52,900	6,659,900	6,631,080.05	.00	28,819.95	99.6%
350000	511300	WAGES - OT	561,000	-64,200	496,800	486,734.17	.00	10,065.83	98.0%
350000	511350	GIFT	0	5,200	5,200	5,144.25	.00	55.75	98.9%
350000	512100	GROUP INS	1,014,000	-80,650	933,350	932,683.72	.00	666.28	99.9%
350000	512200	FICA & MED	551,000	-37,000	514,000	513,938.81	.00	61.19	100.0%
350000	512401	RETDPCP	469,000	-9,900	459,100	459,031.39	.00	68.61	100.0%
350000	512402	RET DBP	1,070,000	-187,000	883,000	882,724.77	.00	275.23	100.0%
350000	512403	RET STATE	29,000	0	29,000	27,375.00	.00	1,625.00	94.4%
350000	512700	WORKERS CO	120,000	0	120,000	118,878.00	.00	1,122.00	99.1%
350000	512850	OPEB	0	67,000	67,000	66,018.15	.00	981.85	98.5%
350000	512900	OTHER EMPL	45,000	66,000	111,000	37,281.07	.00	73,718.93	33.6%
350000	512915	CLEANING A	50,000	0	50,000	44,777.92	.00	5,222.08	89.6%
350000	512950	FD CANCER	19,000	0	19,000	16,835.00	.00	2,165.00	88.6%
350000	521200	HAZM PROFESSION	16,000	0	16,000	15,940.00	.00	60.00	99.6%
350000	522140	LAWN CARE	5,000	155	5,155	5,152.00	.00	3.00	99.9%
350000	522210	BUILD R&M	60,000	0	60,000	56,122.18	1,584.21	2,293.61	96.2%
350000	522220	EQ REPAIRS	24,000	1,700	25,700	22,593.00	402.69	2,704.31	89.5%
350000	522220	APPA MTN APP	100,000	122,000	222,000	221,630.25	22.50	347.25	99.8%
350000	522320	RENT EQUIP	4,000	0	4,000	2,808.20	.00	1,191.80	70.2%
350000	523100	INSURANCE	37,000	59,500	96,500	96,496.00	.00	4.00	100.0%
350000	523200	COMMUNICAT	37,000	0	37,000	33,261.64	620.85	3,117.51	91.6%
350000	523500	TRAVEL	20,000	-12,000	8,000	3,777.58	.00	4,222.42	47.2%
350000	523600	DUES	5,000	0	5,000	4,346.19	.00	653.81	86.9%
350000	523630	RADIO SUBC	12,000	0	12,000	10,492.20	.00	1,507.80	87.4%
350000	523640	VEHICLE IM	1,000	0	1,000	800.00	.00	200.00	80.0%
350000	523700	TRAINING	28,000	-7,700	20,300	20,282.09	.00	17.91	99.9%
350000	523900	OTHER PUR	0	400	400	378.65	.00	21.35	94.7%
350000	523920	SOFT LIC	19,000	275	19,275	18,596.75	.00	678.25	96.5%
350000	531100	SUP GENERA	25,000	-675	24,325	19,586.75	.00	4,738.25	80.5%
350000	531110	SUP OFFICE	4,000	0	4,000	3,521.22	.00	478.78	88.0%
350000	531120	UNIFORMS	150,000	6,000	156,000	155,893.17	.00	106.83	99.9%
350000	531150	SUP GROUND	3,000	-155	2,845	967.04	.00	1,877.96	34.0%
350000	531200	UTILITIES	145,000	0	145,000	137,543.69	.00	7,456.31	94.9%
350000	531240	BOTTLE GAS	0	627	627	626.50	.00	.50	99.9%
350000	531250	OIL	6,000	0	6,000	4,525.99	.00	1,474.01	75.4%
350000	531270	GASOLINE	17,000	0	17,000	13,117.55	385.09	3,497.36	79.4%
350000	531275	DIESEL	63,000	-627	62,373	50,300.05	311.98	11,760.97	81.1%
350000	531300	MEALS FOOD	2,000	0	2,000	886.90	26.59	1,086.51	45.7%
350000	531600	SMALL EQUI	30,000	-10,000	20,000	19,118.41	.00	881.59	95.6%
350000	531700	OTHER SUPP	15,000	0	15,000	8,855.85	50.53	6,093.62	59.4%
350000	531700	HAZM OTHER SUPP	12,000	0	12,000	11,510.65	95.84	393.51	96.7%
350000	531700	SAFET OTHER SUPP	5,000	0	5,000	4,787.93	68.42	143.65	97.1%
350000	542500	OTHER EQUI	4,000	36,000	40,000	29,666.91	2,163.18	8,169.91	79.6%

YEAR-TO-DATE BUDGET REPORT
12/31/2024

FOR 2024 12									
ACCOUNTS FOR: 0010	GENERAL FUND - OPERATING	ORIGINAL APPROP	TRANFRS/ ADJSTMTS	REVISED BUDGET	YTD EXPENDED	ENCUMBRANCES	AVAILABLE BUDGET	PCT USED	
TOTAL GENERAL FUND - OPERATING		11,384,000	7,850	11,391,850	11,196,087.64	5,731.88	190,030.48	98.3%	
TOTAL EXPENSES		11,384,000	7,850	11,391,850	11,196,087.64	5,731.88	190,030.48		

YEAR-TO-DATE BUDGET REPORT
12/31/2024

FOR 2024 12

	ORIGINAL APPROP	TRANFRS/ ADJSTMTS	REVISED BUDGET	YTD EXPENDED	ENCUMBRANCES	AVAILABLE BUDGET	PCT USED
GRAND TOTAL	11,384,000	7,850	11,391,850	11,196,087.64	5,731.88	190,030.48	98.3%

** END OF REPORT - Generated by Melissa Coker Russell **