



Dalton Fire Department

404 School Street, Dalton, GA 30720

Phone: 706-278-7363

Detailed Selected Statistics and Management Activity

By Incident Type

Report Period: 04/01/24 - 04/30/24 23:59:59

CODE	DESCRIPTOR	FREQUENCY	FREQ. PERCENT	EXPs	AVG # SUPPR. PERS	AVG # EMS PERS	AVG # OTHER PERS	AVG # SUPPR. APPR.	AVG # EMS APPR.	AVG # OTHER APPR.	AVERAGE # MAN HOURS	TOTAL MAN HOURS	AVERAGE RESPONSE TIME (min)
111	Building fire	2	0.67%	0	18	0	1.5	6	0.00	1	24.21	28.333333	4.15
113	Cooking fire, confined to container	1	0.33%	0	12	0	4	4	0.00	2	6.93	3.333333	4.97
118	Trash or rubbish fire, contained	1	0.33%	0	3	0	1	1	0.00	1	0.40	.350000	3.17
123	Fire in portable building, fixed location	1	0.33%	0	20	0	2	7	0.00	1	9.17	5.133333	3.38
131	Passenger vehicle fire	1	0.33%	0	3	0	0	1	0.00	0	2.80	2.800000	5.38
142	Brush or brush-and-grass mixture fire	1	0.33%	0	3	0	0	1	0.00	0	2.30	2.300000	4.32
151	Outside rubbish, trash or waste fire	2	0.67%	0	9.5	0	1	3	0.00	0.5	3.24	5.766666	2.78
251	Excessive heat, scorch burns with no ignition	1	0.33%	0	3	0	0	1	0.00	0	0.50	.500000	5.52
311	Medical assist, assist EMS crew	176	58.67%	0	0.02	3.1	0.01	0.01	1.02	0.01	1.01	173.81666 1	4.45
322	Motor vehicle accident with injuries	18	6.00%	0	0.39	5.61	0.33	0.11	1.89	0.28	2.40	35.316663	3.91
323	Motor vehicle/pedestrian accident (MV Ped)	1	0.33%	0	0	6	2	0	2.00	1	9.33	7.266666	4.20
324	Motor vehicle accident with no injuries.	6	2.00%	0	1.67	3.5	0	0.5	1.17	0	1.75	10.600000	1.86
340	Search for lost person, other	1	0.33%	0	0	3	2	0	1.00	1	7.25	7.250000	12.08
400	Hazardous condition, other	1	0.33%	0	3	0	0	1	0.00	0	0.90	.900000	4.07

CODE	DESCRIPTOR	FREQUENCY	FREQ. PERCENT	EXPS	AVG # SUPPR. PERS	AVG # EMS PERS	AVG # OTHER PERS	AVG # SUPPR. APPR.	AVG # EMS APPR.	AVG # OTHER APPR.	AVERAGE # MAN HOURS	TOTAL MAN HOURS	AVERAGE RESPONSE TIME (min)
411	Gasoline or other flammable liquid spill	1	0.33%	0	6	0	0	2	0.00	0	0.60	.500000	4.82
412	Gas leak (natural gas or LPG)	3	1.00%	0	4.67	0	0	1.67	0.00	0	1.63	4.583333	2.34
442	Overheated motor	1	0.33%	0	14	0	1	5	0.00	1	6.75	5.583333	4.78
444	Power line down	3	1.00%	0	8	0	0.33	2.67	0.00	0.33	4.17	14.683333	3.21
445	Arcing, shorted electrical equipment	5	1.67%	0	8.4	0	1	2.8	0.00	0.8	3.70	18.083331	3.64
500	Service Call, other	3	1.00%	0	3.33	0	0	1	0.00	0	1.96	5.466666	6.63
551	Assist police or other governmental agency	1	0.33%	0	0	0	1	0	0.00	1	0.42	.416666	9.43
553	Public service	4	1.33%	0	2.75	0	0.75	1	0.00	0.5	1.08	4.583333	0.55
611	Dispatched & canceled en route	15	5.00%	0	1.8	2.8	0.2	0.6	0.93	0.13	0.29	3.716665	0.00
621	Wrong location	1	0.33%	0	0	3	0	0	1.00	0	0.50	.500000	4.48
622	No incident found on arrival at dispatch address	8	2.67%	0	6.13	1.25	0.5	2	0.50	0.38	1.97	13.599998	5.41
651	Smoke scare, odor of smoke	4	1.33%	0	9.5	0	0.5	3	0.00	0.5	2.42	7.699998	5.66
671	HazMat release investigation w/no HazMat	2	0.67%	0	8.5	0	0.5	3	0.00	0.5	2.40	4.799999	4.78
700	False alarm or false call, other	1	0.33%	0	0	3	0	0	1.00	0	0.25	.250000	4.43
714	Central station, malicious false alarm	1	0.33%	0	9	0	1	3	0.00	1	4.67	3.066666	4.98
715	Local alarm system, malicious false alarm	2	0.67%	0	12	0	1.5	4	0.00	1	6.97	5.999999	4.48
731	Sprinkler activation due to malfunction	1	0.33%	0	12	0	2	4	0.00	1	8.63	5.433333	4.22
735	Alarm system sounded due to malfunction	4	1.33%	0	11.75	0	1.25	4	0.00	1	4.44	13.116664	5.20
741	Sprinkler activation, no fire - unintentional	1	0.33%	0	12	0	1	4	0.00	1	3.25	3.250000	3.90

CODE	DESCRIPTOR	FREQUENCY	FREQ. PERCENT	EXPs	AVG # SUPPR. PERS	AVG # EMS PERS	AVG # OTHER PERS	AVG # SUPPR. APPR.	AVG # EMS APPR.	AVG # OTHER APPR.	AVERAGE # MAN HOURS	TOTAL MAN HOURS	AVERAGE RESPONSE TIME (min)
743	Smoke detector activation, no fire - unintentional	9	3.00%	0	10.56	0	1	3.56	0.00	0.78	2.48	12.099996	4.76
744	Detector activation, no fire - unintentional	1	0.33%	0	12	0	1	4	0.00	1	7.80	7.400000	3.45
745	Alarm system activation, no fire - unintentional	16	5.33%	0	12.44	0	1	3.94	0.00	0.94	3.07	36.866656	4.39
Totals		300	100%	0	2.62	2.45	0.28	0.86	0.81	0.22	1.81	455.37	4.15
Mutual Aid Given Incidents		12											



Dalton Fire Department

404 School Street, Dalton, GA 30720

Phone: 706-278-7363

Breakdown by Incident Type

Report Period: 04/01/24 - 04/30/24 23:59:59

Incident Type	Incidents	Exposures
311 Medical assist, assist EMS crew	178	0
322 Motor vehicle accident with injuries	22	0
611 Dispatched & canceled en route	18	0
745 Alarm system activation, no fire - unintentional	17	0
743 Smoke detector activation, no fire - unintentional	9	0
622 No incident found on arrival at dispatch address	8	0
324 Motor vehicle accident with no injuries.	6	0
445 Arcing, shorted electrical equipment	5	0
651 Smoke scare, odor of smoke	5	0
553 Public service	4	0
735 Alarm system sounded due to malfunction	4	0
444 Power line down	3	0
500 Service Call, other	3	0
412 Gas leak (natural gas or LPG)	3	0
151 Outside rubbish, trash or waste fire	2	0
251 Excessive heat, scorch burns with no ignition	2	0
111 Building fire	2	0
715 Local alarm system, malicious false alarm	2	0
671 HazMat release investigation w/no HazMat	2	0
700 False alarm or false call, other	1	0
714 Central station, malicious false alarm	1	0
561 Unauthorized burning	1	0
621 Wrong location	1	0
731 Sprinkler activation due to malfunction	1	0

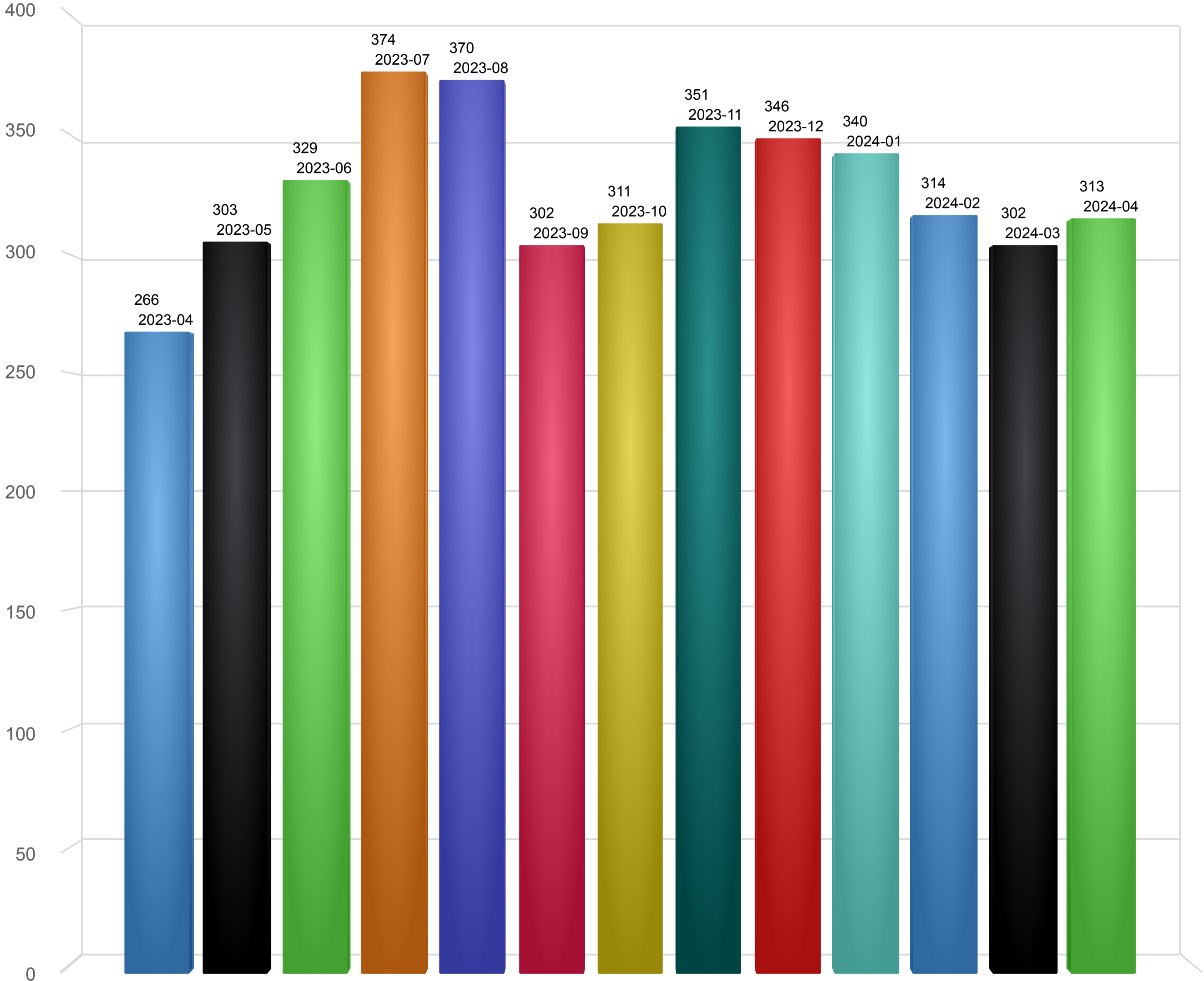
Incident Type	Incidents	Exposures
741 Sprinkler activation, no fire - unintentional	1	0
744 Detector activation, no fire - unintentional	1	0
113 Cooking fire, confined to container	1	0
118 Trash or rubbish fire, contained	1	0
123 Fire in portable building, fixed location	1	0
131 Passenger vehicle fire	1	0
142 Brush or brush-and-grass mixture fire	1	0
323 Motor vehicle/pedestrian accident (MV Ped)	1	0
442 Overheated motor	1	0
551 Assist police or other governmental agency	1	0
340 Search for lost person, other	1	0
400 Hazardous condition, other	1	0
411 Gasoline or other flammable liquid spill	1	0

	Incidents	Exposures
Total	313	0

Incidents by Months

04/01/2023-04/30/2024

- 2023-04
- 2023-05
- 2023-06
- 2023-07
- 2023-08
- 2023-09
- 2023-10
- 2023-11
- 2023-12
- 2024-01
- 2024-02
- 2024-03
- 2024-04



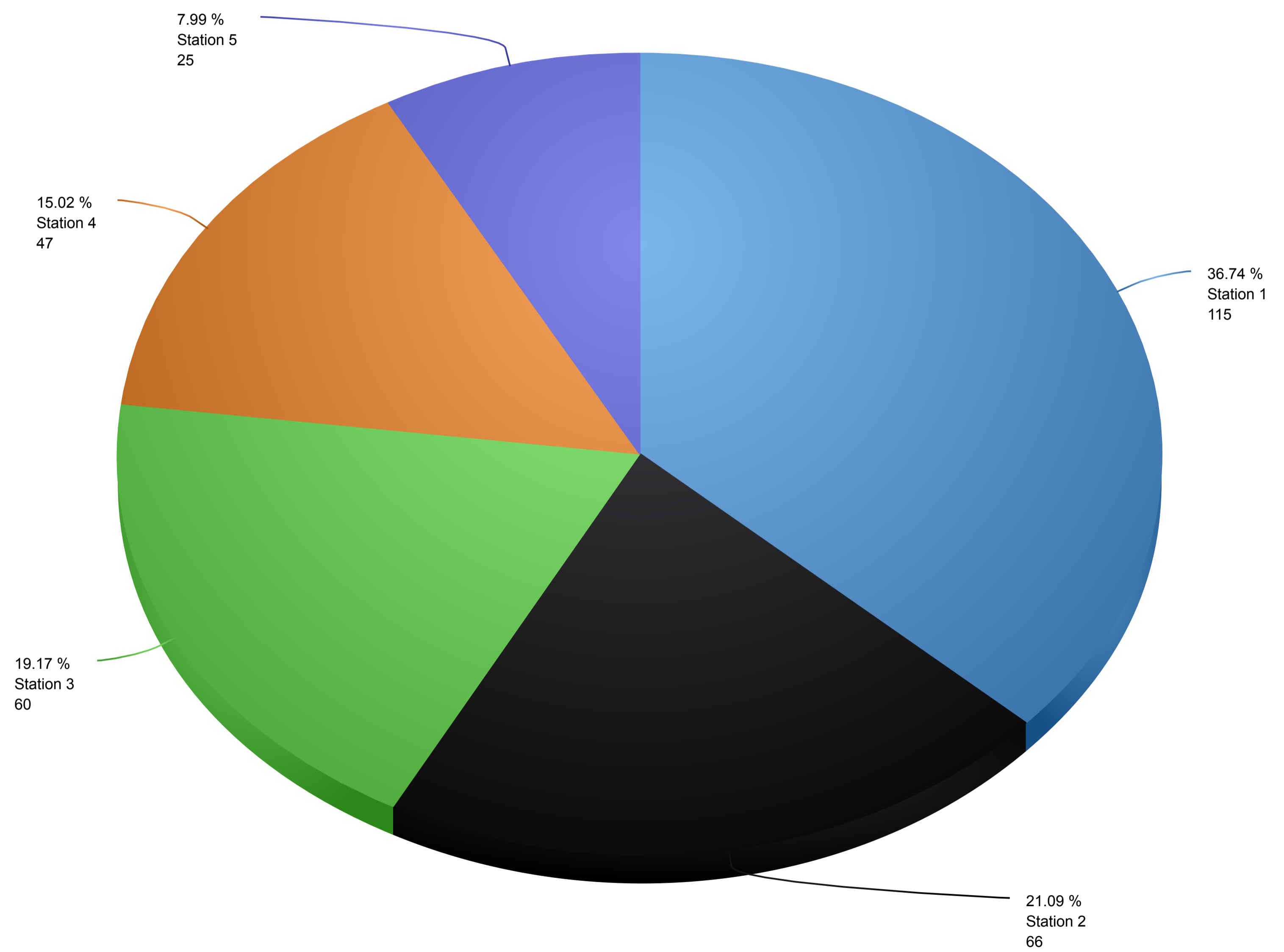
Incident Count

Total of Month: 4,221

Incidents by Stations

04/01/2024-04/30/2024

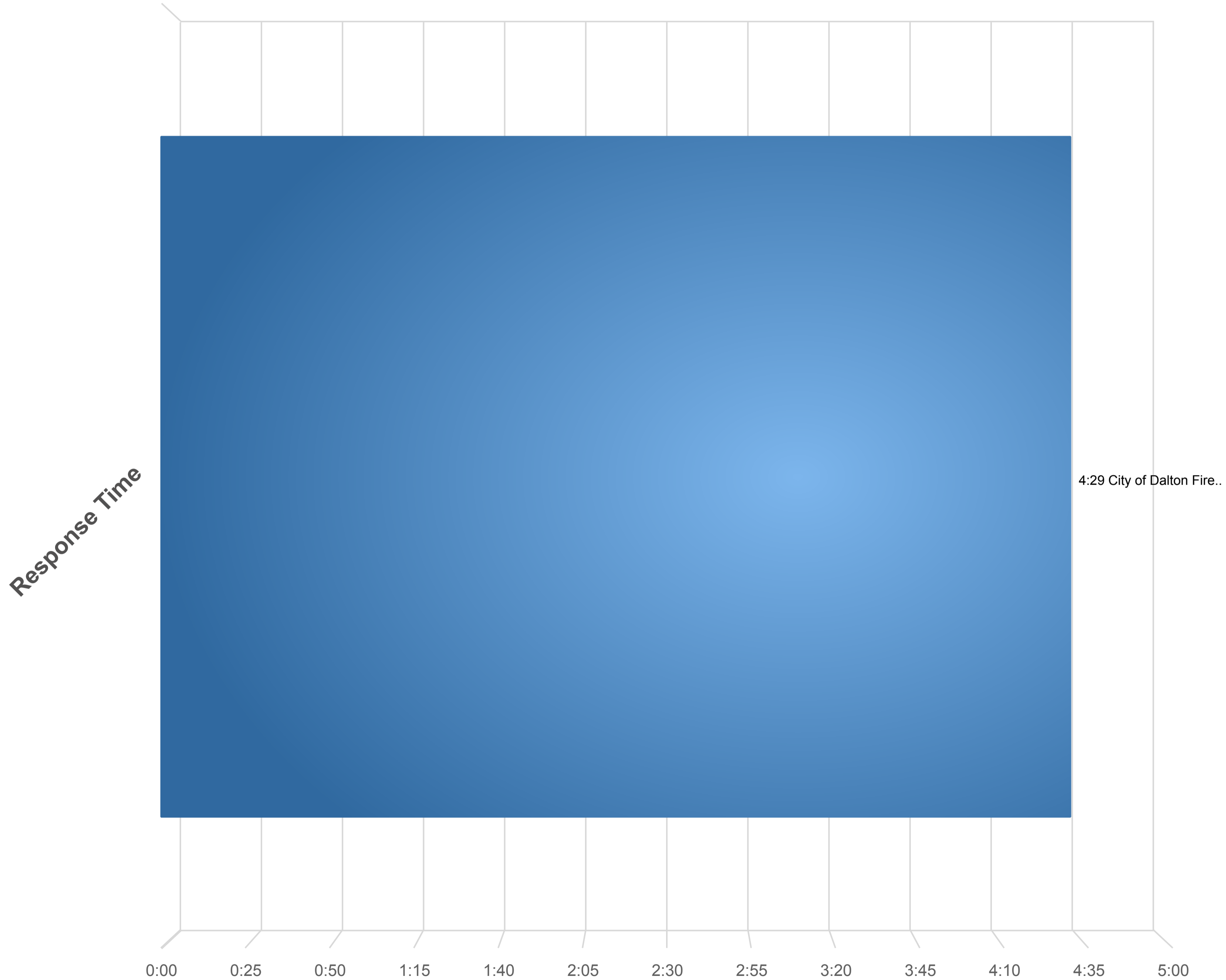
- Station 1
- Station 2
- Station 3
- Station 4
- Station 5



Total of Station: 313

Department Average Response Time (Alarm-> First Unit Arrival)

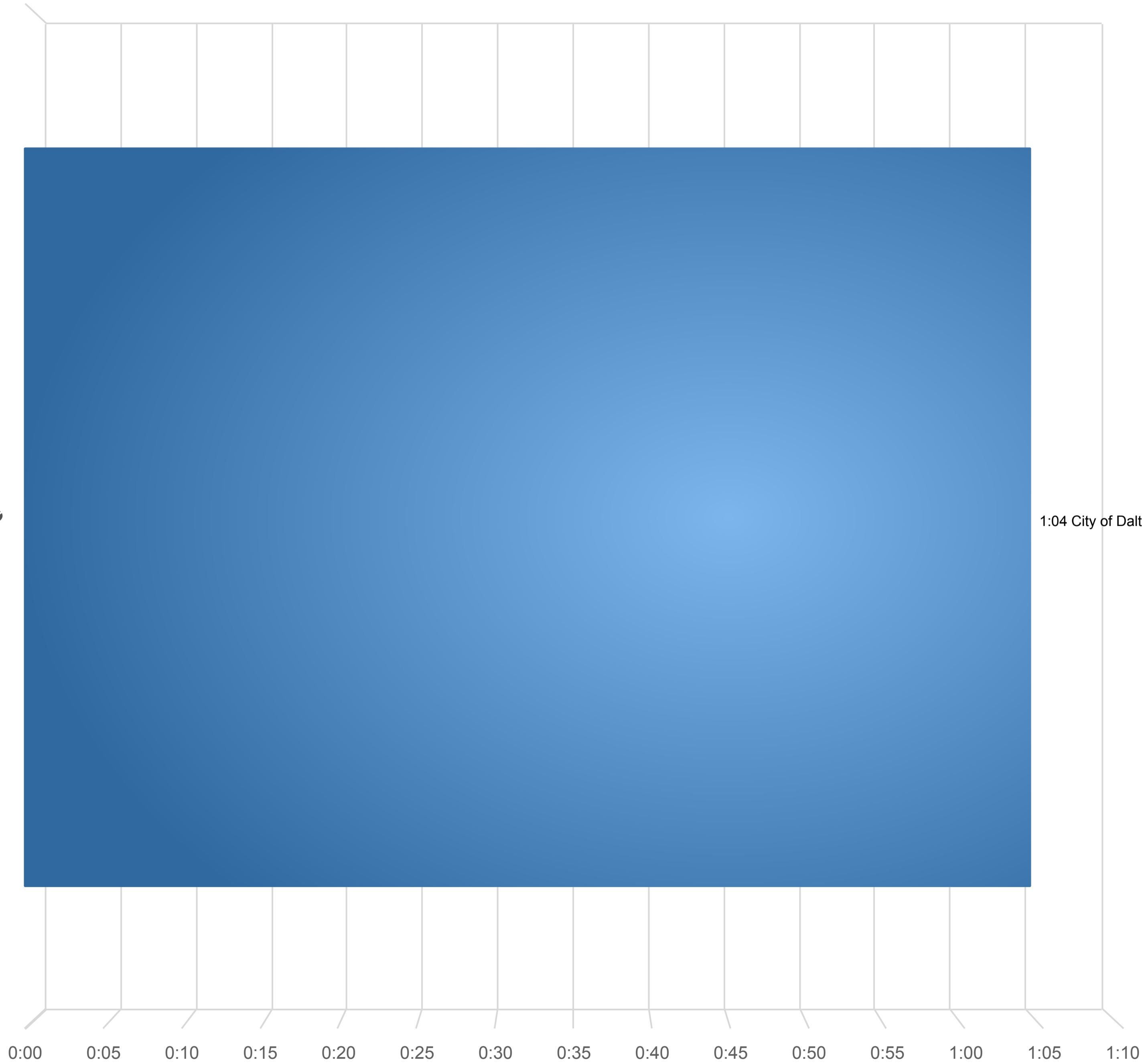
04/01/2024-04/30/2024



Department Average Turnout Time (Alarm-> First En Route)

04/01/2024-04/30/2024

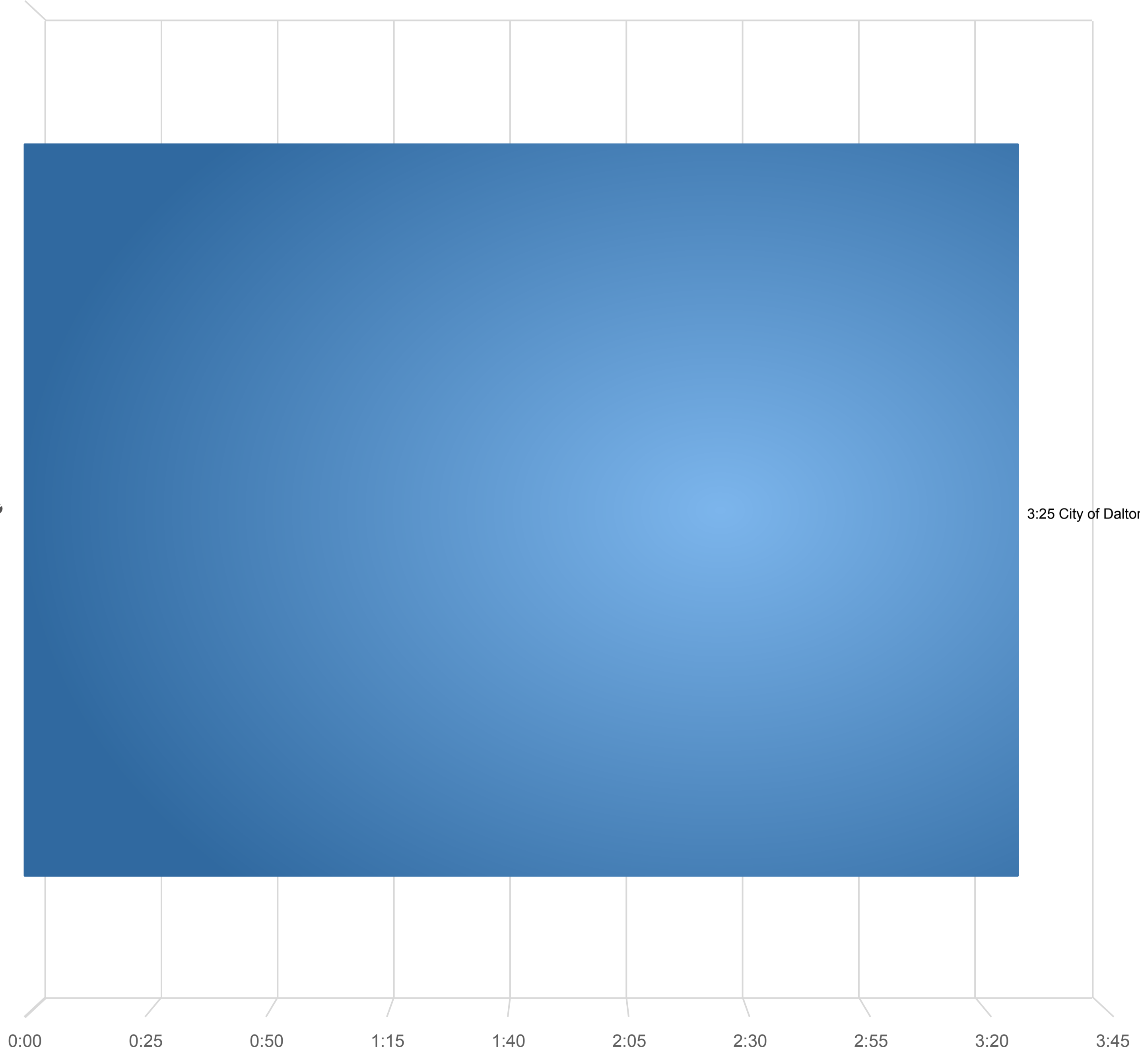
Turnout Time



Department Average Travel Time (First En Route -> First Unit Arrival)

04/01/2024-04/30/2024

Travel Time



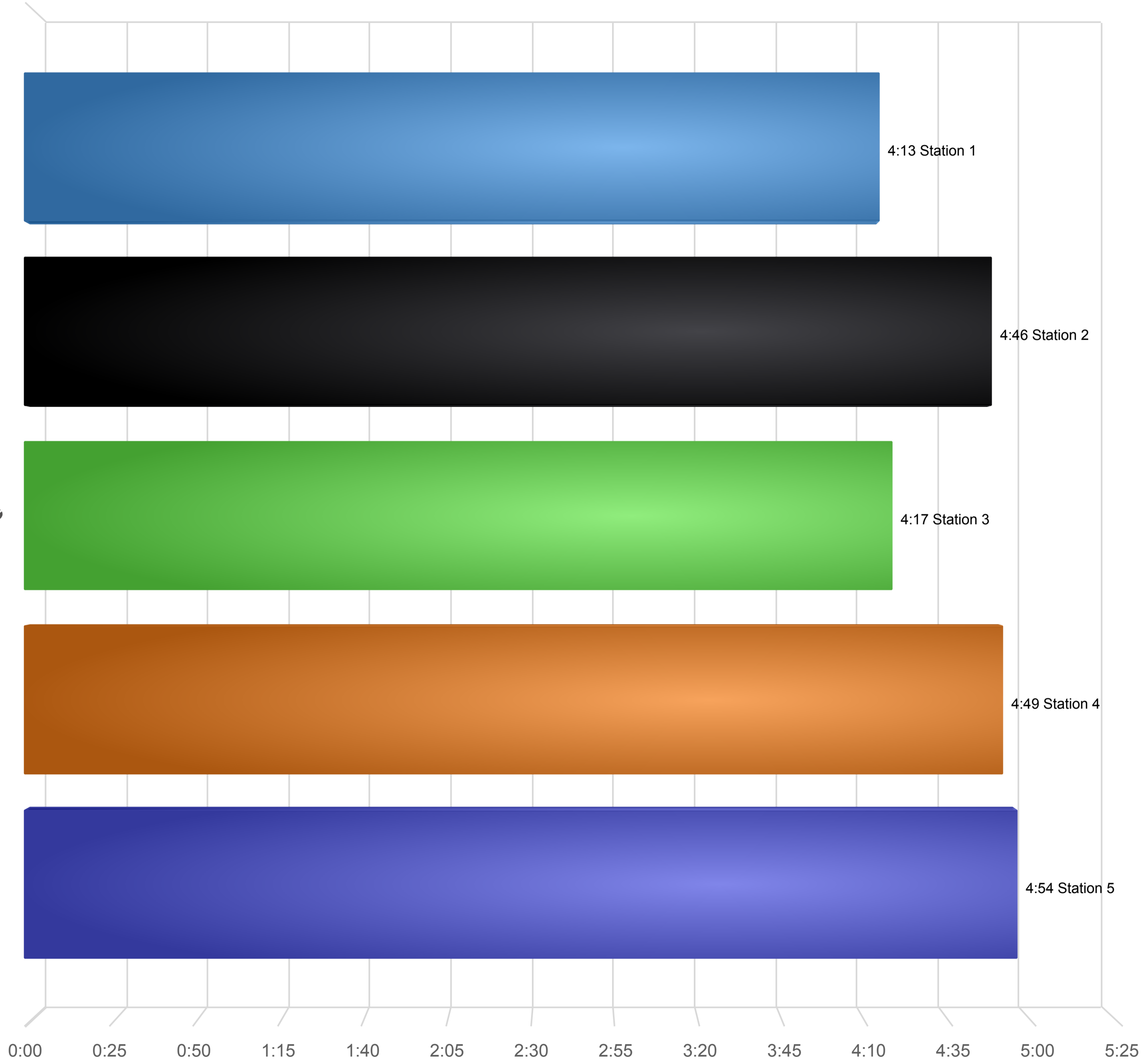
3:25 City of Dalton Fire..

Average Response Time by Station

04/01/2024-04/30/2024

- Station 1
- Station 2
- Station 3
- Station 4
- Station 5

Response Time



Total of Station: 4:29



Dalton Fire Department

404 School Street, Dalton, GA 30720

Phone: 706-278-7363

Staff Hours by Incident Type

Report Period: 04/01/24 - 04/30/24 23:59:59

Incident Type	Hours
311 Medical assist, assist EMS crew	175.16
322 Motor vehicle accident with injuries	45.20
745 Alarm system activation, no fire - unintentional	37.13
111 Building fire	28.33
445 Arcing, shorted electrical equipment	18.09
444 Power line down	14.68
622 No incident found on arrival at dispatch address	13.60
735 Alarm system sounded due to malfunction	13.12
743 Smoke detector activation, no fire - unintentional	12.10
324 Motor vehicle accident with no injuries.	10.60
651 Smoke scare, odor of smoke	8.15
744 Detector activation, no fire - unintentional	7.40
323 Motor vehicle/pedestrian accident (MV Ped)	7.27
340 Search for lost person, other	7.25
715 Local alarm system, malicious false alarm	6.00
151 Outside rubbish, trash or waste fire	5.77
442 Overheated motor	5.58
500 Service Call, other	5.47
731 Sprinkler activation due to malfunction	5.43
123 Fire in portable building, fixed location	5.13
671 HazMat release investigation w/no HazMat	4.80
553 Public service	4.58
412 Gas leak (natural gas or LPG)	4.58
611 Dispatched & canceled en route	4.17

Incident Type	Hours
113 Cooking fire, confined to container	3.33
741 Sprinkler activation, no fire - unintentional	3.25
714 Central station, malicious false alarm	3.07
131 Passenger vehicle fire	2.80
142 Brush or brush-and-grass mixture fire	2.30
561 Unauthorized burning	1.40
251 Excessive heat, scorch burns with no ignition	0.95
400 Hazardous condition, other	0.90
411 Gasoline or other flammable liquid spill	0.50
621 Wrong location	0.50
551 Assist police or other governmental agency	0.42
118 Trash or rubbish fire, contained	0.35
700 False alarm or false call, other	0.25

Total	469.61
--------------	---------------



Dalton Fire Department

404 School Street, Dalton, GA 30720

Phone: 706-278-7363

Injuries and Property Loss

(Dates: 04/01/24 - 04/30/24 23:59:59)

CODE	DESCRIPTOR	FREQ	FREQ %	EXPs	CIV DTHS	CIV DTHS	CIV INJ	CIV INJS	FF DTHS	FF DTHS	FF INJ	FF INJS	PROP LOSS	PROP LOSS	CONT LOSS	CONT LOSS	TOTAL LOSS	TOTAL LOSS %
111	Building fire	2	0.67%	0	0	0.00%	0	0.00%	0	0.00%	0	0.00%	5,300	54.08%	1,000	40.00%	6,300	51.22%
113	Cooking fire, confined to container	1	0.33%	0	0	0.00%	0	0.00%	0	0.00%	0	0.00%	0	0.00%	0	0.00%	0	0.00%
118	Trash or rubbish fire, contained	1	0.33%	0	0	0.00%	0	0.00%	0	0.00%	0	0.00%	0	0.00%	0	0.00%	0	0.00%
123	Fire in portable building, fixed location	1	0.33%	0	0	0.00%	0	0.00%	0	0.00%	0	0.00%	1,500	15.31%	1,000	40.00%	2,500	20.33%
131	Passenger vehicle fire	1	0.33%	0	0	0.00%	0	0.00%	0	0.00%	0	0.00%	3,000	30.61%	500	20.00%	3,500	28.46%
142	Brush or brush-and-grass mixture fire	1	0.33%	0	0	0.00%	0	0.00%	0	0.00%	0	0.00%	0	0.00%	0	0.00%	0	0.00%
151	Outside rubbish, trash or waste fire	2	0.67%	0	0	0.00%	0	0.00%	0	0.00%	0	0.00%	0	0.00%	0	0.00%	0	0.00%
251	Excessive heat, scorch burns with no ignition	1	0.33%	0	0	0.00%	0	0.00%	0	0.00%	0	0.00%	0	0.00%	0	0.00%	0	0.00%
311	Medical assist, assist EMS crew	176	58.67%	0	0	0.00%	0	0.00%	0	0.00%	0	0.00%	0	0.00%	0	0.00%	0	0.00%

CODE	DESCRIPTOR	FREQ	FREQ %	EXPs	CIV DTHS	CIV DTHS	CIV INJ	CIV INJS	FF DTHS	FF DTHS	FF INJ	FF INJS	PROP LOSS	PROP LOSS	CONT LOSS	CONT LOSS	TOTAL LOSS	TOTAL LOSS %
322	Motor vehicle accident with injuries	18	6.00%	0	0	0.00%	0	0.00%	0	0.00%	0	0.00%	0	0.00%	0	0.00%	0	0.00%
323	Motor vehicle/pedestrian accident (MV Ped)	1	0.33%	0	0	0.00%	0	0.00%	0	0.00%	0	0.00%	0	0.00%	0	0.00%	0	0.00%
324	Motor vehicle accident with no injuries.	6	2.00%	0	0	0.00%	0	0.00%	0	0.00%	0	0.00%	0	0.00%	0	0.00%	0	0.00%
340	Search for lost person, other	1	0.33%	0	0	0.00%	0	0.00%	0	0.00%	0	0.00%	0	0.00%	0	0.00%	0	0.00%
400	Hazardous condition, other	1	0.33%	0	0	0.00%	0	0.00%	0	0.00%	0	0.00%	0	0.00%	0	0.00%	0	0.00%
411	Gasoline or other flammable liquid spill	1	0.33%	0	0	0.00%	0	0.00%	0	0.00%	0	0.00%	0	0.00%	0	0.00%	0	0.00%
412	Gas leak (natural gas or LPG)	3	1.00%	0	0	0.00%	0	0.00%	0	0.00%	0	0.00%	0	0.00%	0	0.00%	0	0.00%
442	Overheated motor	1	0.33%	0	0	0.00%	0	0.00%	0	0.00%	0	0.00%	0	0.00%	0	0.00%	0	0.00%
444	Power line down	3	1.00%	0	0	0.00%	0	0.00%	0	0.00%	0	0.00%	0	0.00%	0	0.00%	0	0.00%
445	Arcing, shorted electrical equipment	5	1.67%	0	0	0.00%	0	0.00%	0	0.00%	0	0.00%	0	0.00%	0	0.00%	0	0.00%
500	Service Call, other	3	1.00%	0	0	0.00%	0	0.00%	0	0.00%	0	0.00%	0	0.00%	0	0.00%	0	0.00%
551	Assist police or other governmental agency	1	0.33%	0	0	0.00%	0	0.00%	0	0.00%	0	0.00%	0	0.00%	0	0.00%	0	0.00%

CODE	DESCRIPTOR	FREQ	FREQ %	EXPs	CIV DTHS	CIV DTHS	CIV INJ	CIV INJS	FF DTHS	FF DTHS	FF INJ	FF INJS	PROP LOSS	PROP LOSS	CONT LOSS	CONT LOSS	TOTAL LOSS	TOTAL LOSS %
553	Public service	4	1.33%	0	0	0.00%	0	0.00%	0	0.00%	0	0.00%	0	0.00%	0	0.00%	0	0.00%
561	Unauthorized burning	0	0.00%	0	0	0.00%	0	0.00%	0	0.00%	0	0.00%	0	0.00%	0	0.00%	0	0.00%
611	Dispatched & canceled en route	15	5.00%	0	0	0.00%	0	0.00%	0	0.00%	0	0.00%	0	0.00%	0	0.00%	0	0.00%
621	Wrong location	1	0.33%	0	0	0.00%	0	0.00%	0	0.00%	0	0.00%	0	0.00%	0	0.00%	0	0.00%
622	No incident found on arrival at dispatch address	8	2.67%	0	0	0.00%	0	0.00%	0	0.00%	0	0.00%	0	0.00%	0	0.00%	0	0.00%
651	Smoke scare, odor of smoke	4	1.33%	0	0	0.00%	0	0.00%	0	0.00%	0	0.00%	0	0.00%	0	0.00%	0	0.00%
671	HazMat release investigation w/no HazMat	2	0.67%	0	0	0.00%	0	0.00%	0	0.00%	0	0.00%	0	0.00%	0	0.00%	0	0.00%
700	False alarm or false call, other	1	0.33%	0	0	0.00%	0	0.00%	0	0.00%	0	0.00%	0	0.00%	0	0.00%	0	0.00%
714	Central station, malicious false alarm	1	0.33%	0	0	0.00%	0	0.00%	0	0.00%	0	0.00%	0	0.00%	0	0.00%	0	0.00%
715	Local alarm system, malicious false alarm	2	0.67%	0	0	0.00%	0	0.00%	0	0.00%	0	0.00%	0	0.00%	0	0.00%	0	0.00%
731	Sprinkler activation due to malfunction	1	0.33%	0	0	0.00%	0	0.00%	0	0.00%	0	0.00%	0	0.00%	0	0.00%	0	0.00%
735	Alarm system sounded due to malfunction	4	1.33%	0	0	0.00%	0	0.00%	0	0.00%	0	0.00%	0	0.00%	0	0.00%	0	0.00%

CODE	DESCRIPTOR	FREQ	FREQ %	EXPs	CIV DTHS	CIV DTHS	CIV INJ	CIV INJS	FF DTHS	FF DTHS	FF INJ	FF INJS	PROP LOSS	PROP LOSS	CONT LOSS	CONT LOSS	TOTAL LOSS	TOTAL LOSS %
741	Sprinkler activation, no fire - unintentional	1	0.33%	0	0	0.00%	0	0.00%	0	0.00%	0	0.00%	0	0.00%	0	0.00%	0	0.00%
743	Smoke detector activation, no fire - unintentional	9	3.00%	0	0	0.00%	0	0.00%	0	0.00%	0	0.00%	0	0.00%	0	0.00%	0	0.00%
744	Detector activation, no fire - unintentional	1	0.33%	0	0	0.00%	0	0.00%	0	0.00%	0	0.00%	0	0.00%	0	0.00%	0	0.00%
745	Alarm system activation, no fire - unintentional	16	5.33%	0	0	0.00%	0	0.00%	0	0.00%	0	0.00%	0	0.00%	0	0.00%	0	0.00%
Totals		300	100%	0	0	100%	0	100%	0	100%	0	100%	9,800	100%	2,500	100%	12,300	100%
Mutual Aid Given Incidents		13																

Training Division Monthly Report

April 2024

Overview

Recruit Class 2024-01 continued throughout the month with a total of 8 candidates enrolled. As part of the recruit program, the department hosted a GEMA Crash Victim Extrication course as well as Georgia Fire Academy's pressurized container and flammable liquids fire control courses. Monthly training included territory familiarization, core competency check-offs, special operations training, and company level drills chosen by company officers. Training hours during the month of April totaled 3,166.

Outside Schools

3 of the department's certified fire investigators attended Statement Analysis Interviewing Techniques in Gwinnett County, Georgia.

2 firefighters attended Auto Extrication with Patient Care Focus in Floyd County, Georgia delivered by Rescue Redefined and sponsored by GEMSA and the Georgia Trauma Commission.

14 firefighters were enrolled in the GEMA Crash Victim Extrication delivered during Recruit Class 2024-01.

10 firefighters attended GFA Handling Flammable & Combustible Liquids Incidents co-hosted by the City of Dalton and City of Calhoun Fire Departments.

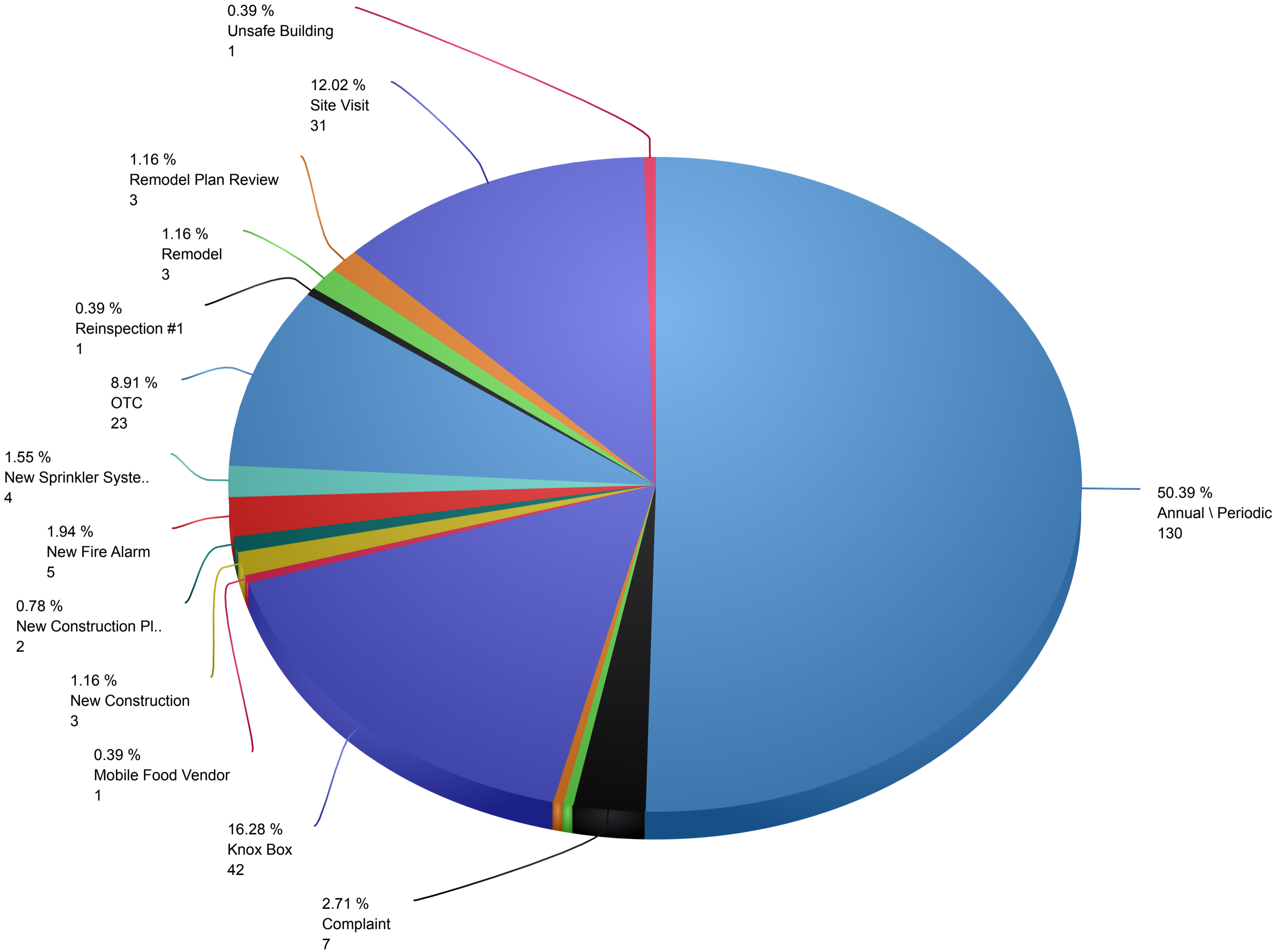
7 firefighters attended GFA Pressurized Container Fire Control co-hosted by the City of Dalton and City of Calhoun Fire Departments.

1 prospective member of the Technical Rescue Team attended Rescue Systems 1: Fundamentals of Heavy Rescue at GPSTC.

Inspection Visit History by Inspection Type

04/01/2024-04/30/2024

- Annual \ Periodic
- Complaint
- Fire Alarm Plan Review
- Kitchen Hood Installation
- Knox Box
- Mobile Food Vendor
- New Construction
- New Construction Plan Review
- New Fire Alarm
- New Sprinkler System
- OTC
- Reinspection #1
- Remodel
- Remodel Plan Review
- Site Visit
- Unsafe Building



Total of Inspection Type: 258