



# Dalton Fire Department

404 School Street, Dalton, GA 30720

Phone: 706-278-7363

## Detailed Selected Statistics and Management Activity

By Incident Type

Report Period: 04/01/23 - 04/30/23 23:59:59

CODE	DESCRIPTOR	FREQUENCY	FREQ. PERCENT	EXPs	AVG # SUPPR. PERS	AVG # EMS PERS	AVG # OTHER PERS	AVG # SUPPR. APPR.	AVG # EMS APPR.	AVG # OTHER APPR.	AVERAGE # MAN HOURS	TOTAL MAN HOURS	AVERAGE RESPONSE TIME (min)
111	Building fire	2	0.80%	0	16.5	0	1	5	0.00	1	12.40	19.299998	4.27
113	Cooking fire, confined to container	1	0.40%	0	15	0	1	5	0.00	1	18.13	12.783333	4.40
142	Brush or brush-and-grass mixture fire	1	0.40%	0	4	0	1	1	0.00	1	1.25	1.216666	4.12
151	Outside rubbish, trash or waste fire	2	0.80%	0	11	0	0.5	3.5	0.00	0.5	7.09	8.516666	4.03
162	Outside equipment fire	1	0.40%	0	3	0	1	1	0.00	1	2.13	1.983333	6.43
251	Excessive heat, scorch burns with no ignition	1	0.40%	0	3	0	16	1	0.00	5	4.12	1.616665	2.88
311	Medical assist, assist EMS crew	143	57.20%	0	0	3.41	0.05	0	1.04	0.02	1.05	147.683323	4.60
322	Motor vehicle accident with injuries	17	6.80%	0	0.18	6.29	0.41	0.06	2.00	0.41	5.59	69.666659	3.87
323	Motor vehicle/pedestrian accident (MV Ped)	1	0.40%	0	0	3	0	0	1.00	0	0.75	.750000	2.88
324	Motor vehicle accident with no injuries.	7	2.80%	0	0	6.57	0.29	0	2.00	0.29	2.94	17.149998	3.93
352	Extrication of victim(s) from vehicle	1	0.40%	0	0	7	2	0	2.00	2	3.75	3.433332	1.90
353	Removal of victim(s) from stalled elevator	1	0.40%	0	6	0	0	2	0.00	0	1.60	1.050000	2.08
381	Rescue or EMS standby	1	0.40%	0	0	3	0	0	1.00	0	1.10	1.100000	0.00

CODE	DESCRIPTOR	FREQUENCY	FREQ. PERCENT	EXPS	AVG # SUPPR. PERS	AVG # EMS PERS	AVG # OTHER PERS	AVG # SUPPR. APPR.	AVG # EMS APPR.	AVG # OTHER APPR.	AVERAGE # MAN HOURS	TOTAL MAN HOURS	AVERAGE RESPONSE TIME (min)
412	Gas leak (natural gas or LPG)	1	0.40%	0	16	0	1	5	0.00	1	3.97	3.966666	6.15
444	Power line down	3	1.20%	0	3.33	0	0	1	0.00	0	2.44	6.783333	5.18
445	Arcing, shorted electrical equipment	2	0.80%	0	9.5	0	1	3	0.00	0.5	2.71	4.333333	2.98
500	Service Call, other	4	1.60%	0	2.75	0	0	1	0.00	0	1.27	5.116666	4.57
510	Person in distress, other	1	0.40%	0	0	3	0	0	1.00	0	1.70	1.700000	5.15
522	Water or steam leak	3	1.20%	0	3.33	0	0.33	1	0.00	0.33	4.40	12.750000	5.57
551	Assist police or other governmental agency	2	0.80%	0	3	1.5	0.5	1	0.50	0.5	7.04	10.550000	6.24
600	Good intent call, other	1	0.40%	0	0	3	0	0	1.00	0	0.50	.500000	5.13
611	Dispatched & canceled en route	16	6.40%	0	0.19	2.94	0.13	0.06	0.94	0.13	0.19	3.416665	0.00
622	No incident found on arrival at dispatch address	11	4.40%	0	5.18	1.55	0.45	1.73	0.45	0.45	1.85	20.133330	4.74
651	Smoke scare, odor of smoke	1	0.40%	0	16	0	1	5	0.00	1	7.37	6.183333	4.97
732	Extinguishing system activation due to malfunction	1	0.40%	0	12	0	1	4	0.00	1	8.02	6.966666	6.10
733	Smoke detector activation due to malfunction	1	0.40%	0	9	0	1	3	0.00	1	3.67	1.766666	6.28
735	Alarm system sounded due to malfunction	2	0.80%	0	12	0	1	4	0.00	1	5.74	6.266664	4.77
742	Extinguishing system activation	1	0.40%	0	13	0	1	4	0.00	1	20.07	20.016666	3.80
743	Smoke detector activation, no fire - unintentional	11	4.40%	0	12.64	0	1.09	4	0.00	1	3.02	24.516661	5.16
745	Alarm system activation, no fire - unintentional	10	4.00%	0	11.6	0	1.2	3.7	0.00	1.1	2.67	18.216660	4.27
<b>Totals</b>		<b>250</b>	<b>100%</b>	<b>0</b>	<b>2.20</b>	<b>2.91</b>	<b>0.33</b>	<b>0.70</b>	<b>0.89</b>	<b>0.26</b>	<b>2.09</b>	<b>439.43</b>	<b>4.24</b>
<b>Mutual Aid Given Incidents</b>		<b>13</b>											



# Dalton Fire Department

404 School Street, Dalton, GA 30720

Phone: 706-278-7363

## Response Summary by Station

Report Period: 04/01/23 - 04/30/23 23:59:59

Station	Responses	% Fire	% EMS	Other	Per Day
Station 1	95	4.21	71.58	24.21	3.28
Station 2	51	1.96	70.59	27.45	1.76
Station 3	57	3.51	70.18	26.32	1.97
Station 4	38	10.53	44.74	44.74	1.31
Station 5	25	4	64	32	0.86

**Total 266**



# Dalton Fire Department

404 School Street, Dalton, GA 30720

Phone: 706-278-7363

## Breakdown by Incident Type

Report Period: 04/01/23 - 04/30/23 23:59:59

Incident Type	Incidents	Exposures
311 Medical assist, assist EMS crew	144	0
322 Motor vehicle accident with injuries	19	0
611 Dispatched & canceled en route	18	0
743 Smoke detector activation, no fire - unintentional	13	0
745 Alarm system activation, no fire - unintentional	11	0
622 No incident found on arrival at dispatch address	11	0
324 Motor vehicle accident with no injuries.	10	0
500 Service Call, other	4	0
522 Water or steam leak	3	0
444 Power line down	3	0
142 Brush or brush-and-grass mixture fire	3	0
151 Outside rubbish, trash or waste fire	2	0
111 Building fire	2	0
445 Arcing, shorted electrical equipment	2	0
551 Assist police or other governmental agency	2	0
735 Alarm system sounded due to malfunction	2	0
742 Extinguishing system activation	1	0
600 Good intent call, other	1	0
510 Person in distress, other	1	0
651 Smoke scare, odor of smoke	1	0
732 Extinguishing system activation due to malfunction	1	0
733 Smoke detector activation due to malfunction	1	0
323 Motor vehicle/pedestrian accident (MV Ped)	1	0
352 Extrication of victim(s) from vehicle	1	0

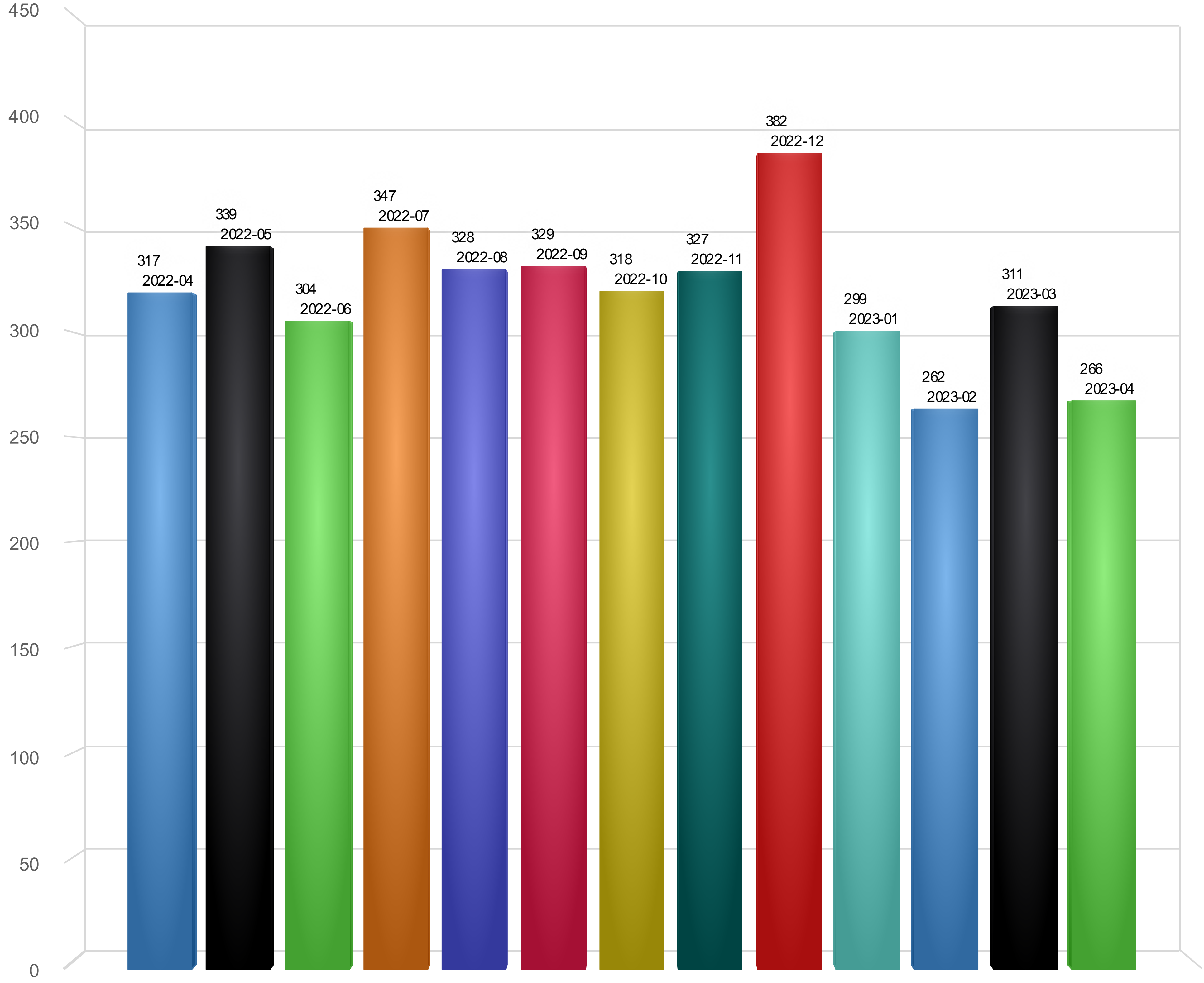
Incident Type	Incidents	Exposures
353 Removal of victim(s) from stalled elevator	1	0
381 Rescue or EMS standby	1	0
412 Gas leak (natural gas or LPG)	1	0
113 Cooking fire, confined to container	1	0
131 Passenger vehicle fire	1	0
132 Road freight or transport vehicle fire	1	0
141 Forest, woods or wildland fire	1	0
162 Outside equipment fire	1	0
251 Excessive heat, scorch burns with no ignition	1	0

	Incidents	Exposures
<b>Total</b>	<b>266</b>	<b>0</b>

# Incidents by Months

04/01/2022-04/30/2023

- 2022-04
- 2022-05
- 2022-06
- 2022-07
- 2022-08
- 2022-09
- 2022-10
- 2022-11
- 2022-12
- 2023-01
- 2023-02
- 2023-03
- 2023-04



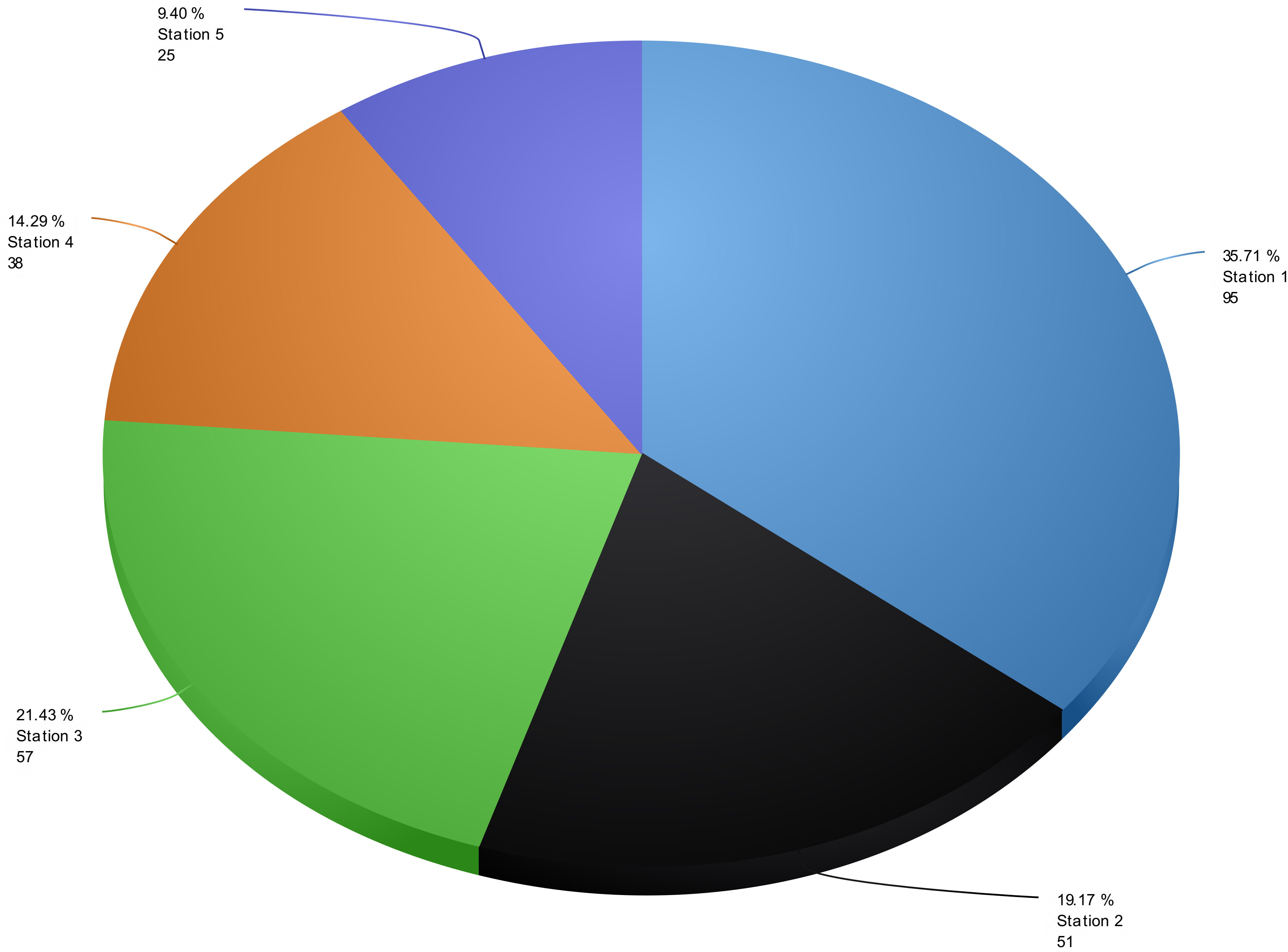
Incident Count

Total of Month: 4,129

# Incidents by Stations

04/01/2023-04/30/2023

- Station 1
- Station 2
- Station 3
- Station 4
- Station 5

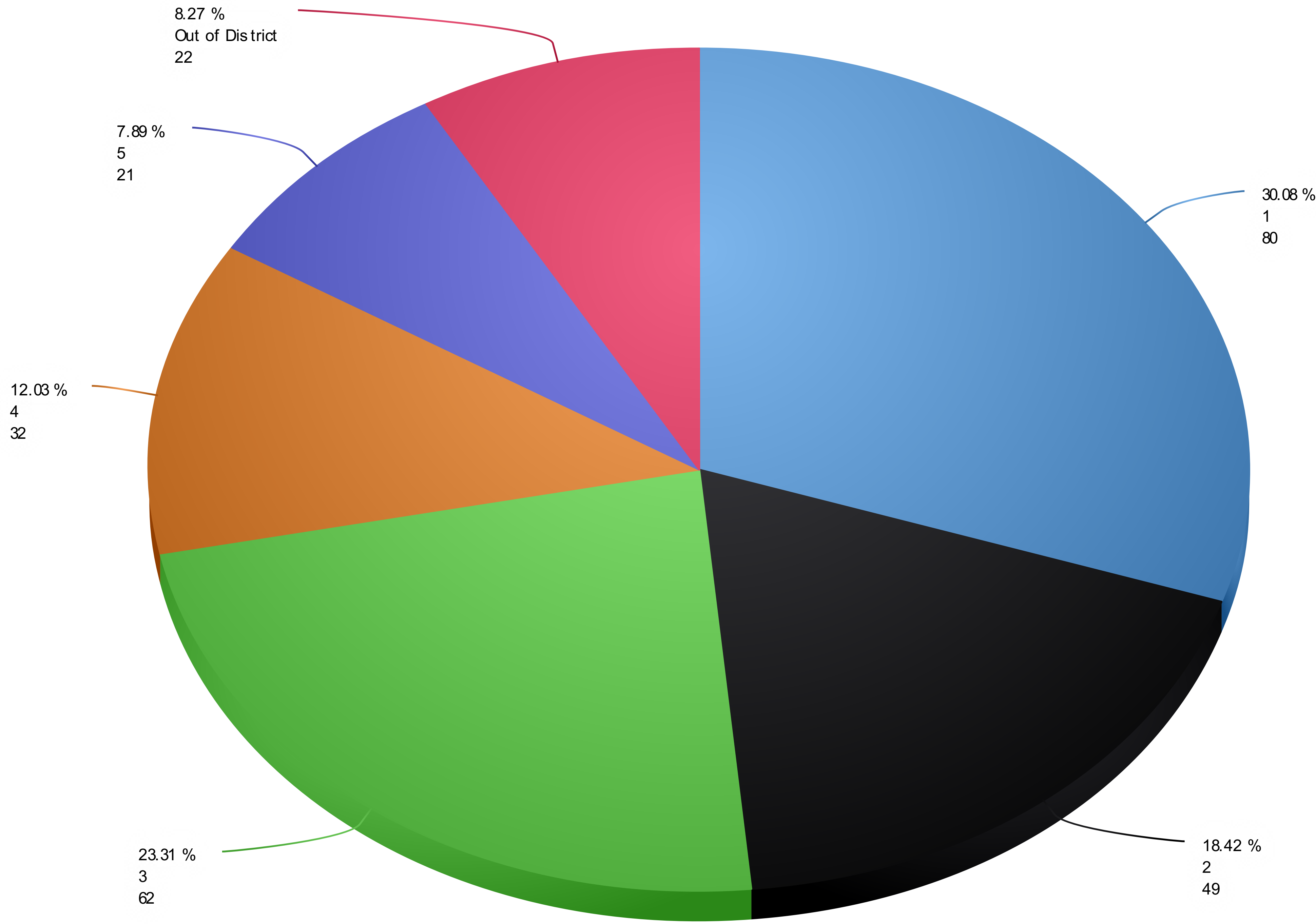


Total of Station: 266

# Incidents by District

04/01/2023-04/30/2023

- 1
- 2
- 3
- 4
- 5
- Out of District

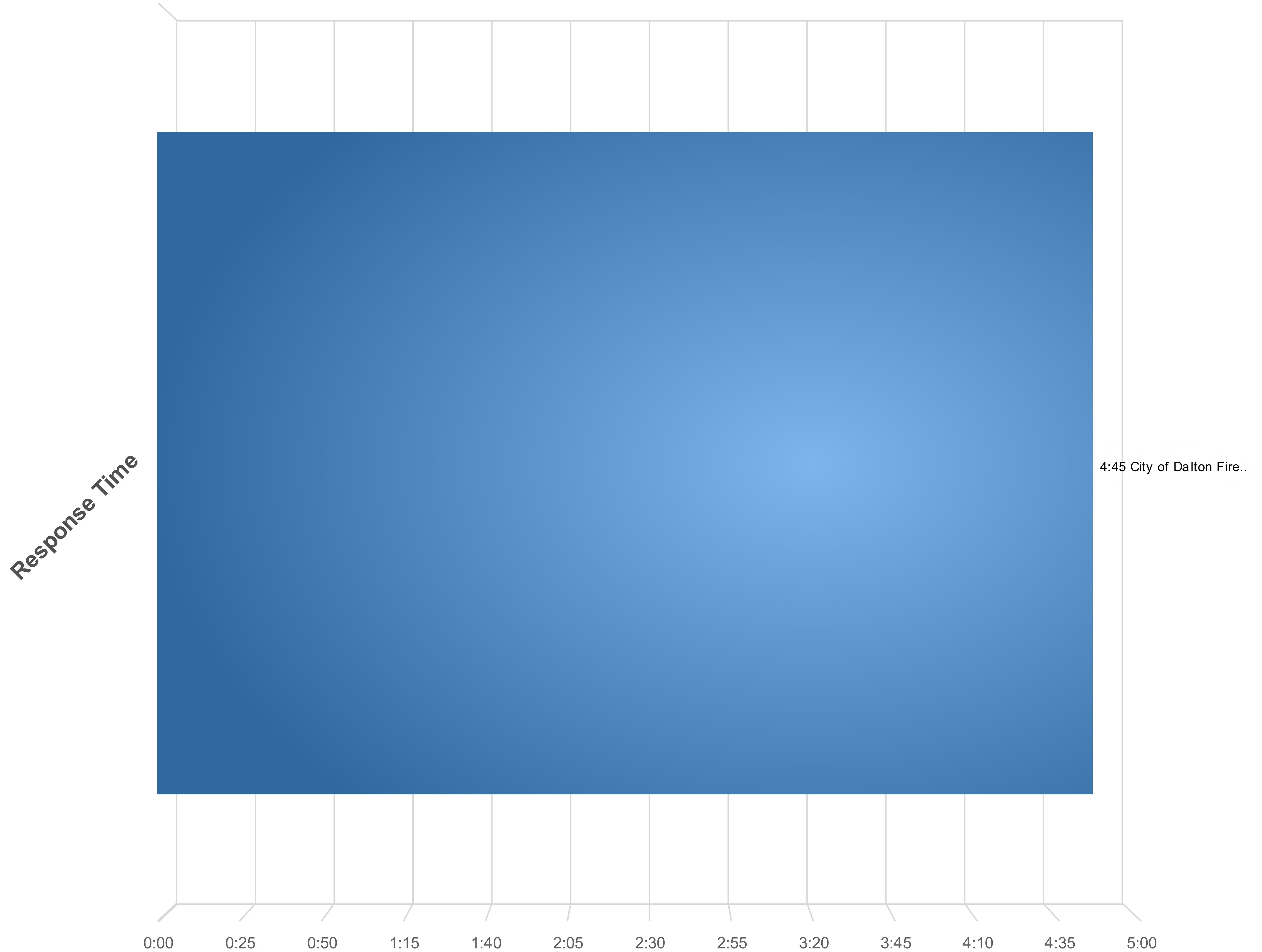


Total of District: 266



# Department Average Response Time (Alarm-> First Unit Arrival)

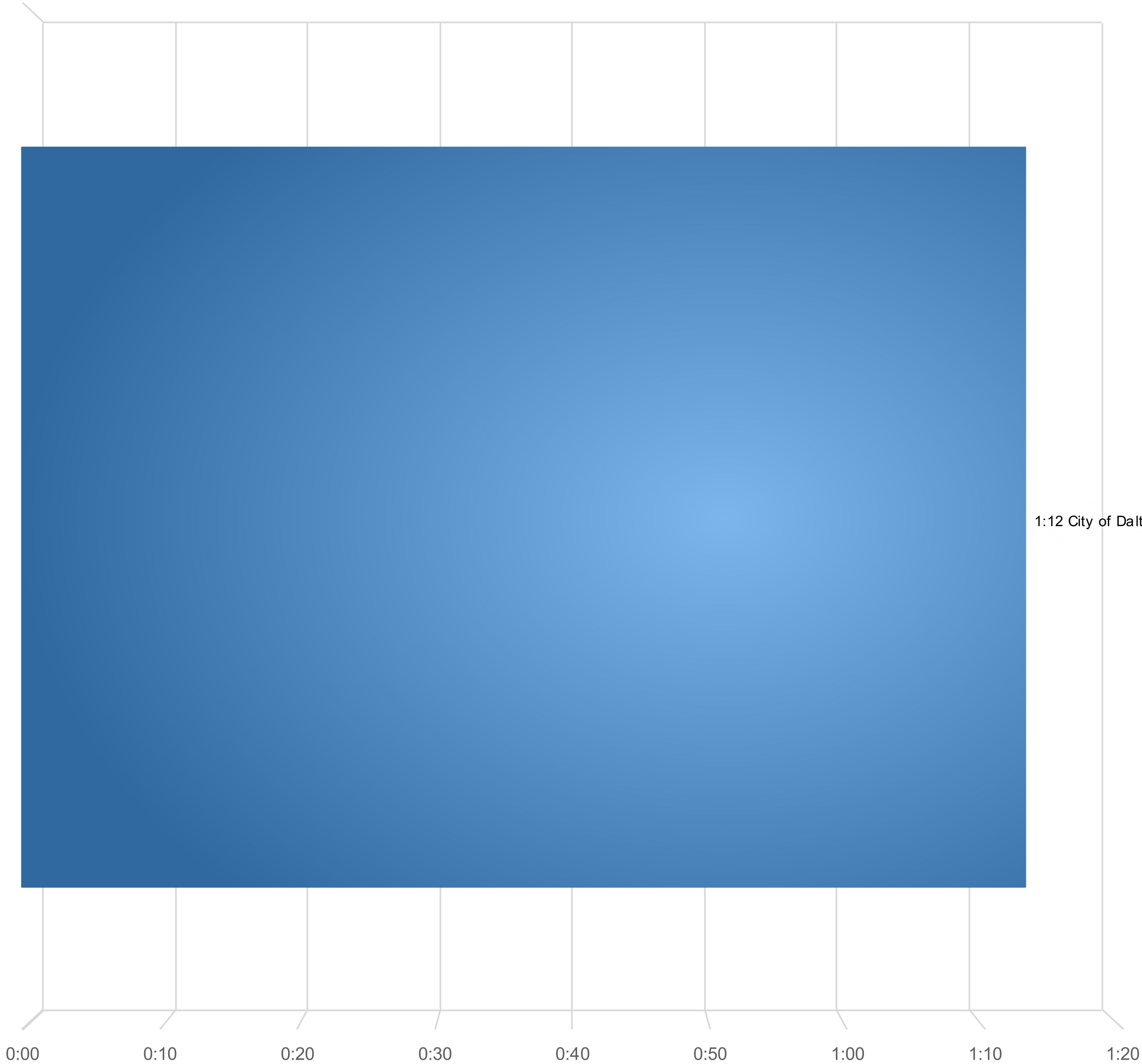
04/01/2023-04/30/2023



# Department Average Turnout Time (Alarm-> First En Route)

04/01/2023-04/30/2023

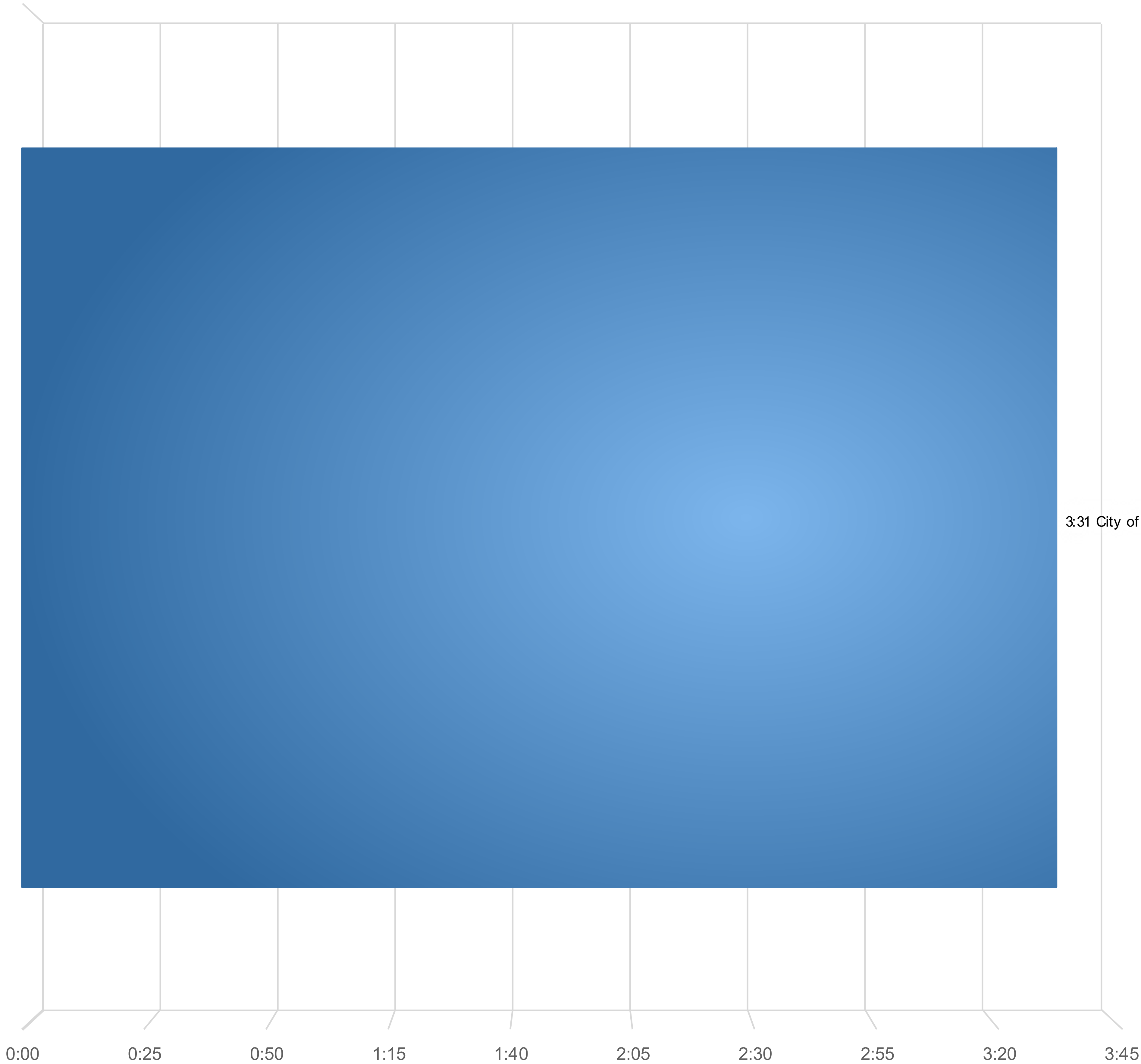
Turnout Time



# Department Average Travel Time (First En Route -> First Unit Arrival)

04/01/2023-04/30/2023

Travel Time

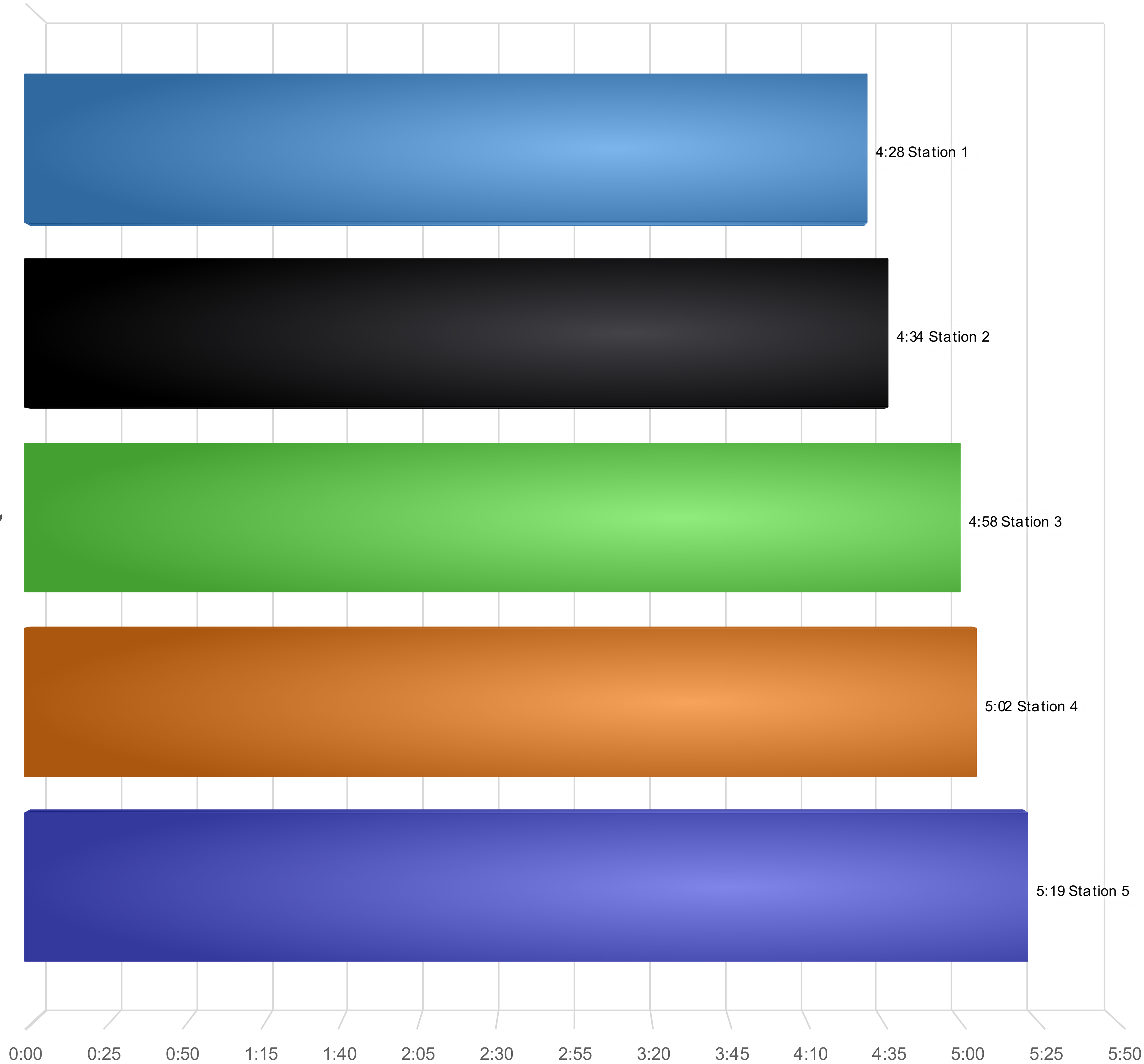


# Average Response Time by Station

04/01/2023-04/30/2023

- Station 1
- Station 2
- Station 3
- Station 4
- Station 5

Response Time



Total of Station: 4:45



# Dalton Fire Department

404 School Street, Dalton, GA 30720

Phone: 706-278-7363

## Staff Hours by Incident Type

Report Period: 04/01/23 - 04/30/23 23:59:59

Incident Type	Hours
311 Medical assist, assist EMS crew	148.10
322 Motor vehicle accident with injuries	73.02
743 Smoke detector activation, no fire - unintentional	25.72
324 Motor vehicle accident with no injuries.	20.48
622 No incident found on arrival at dispatch address	20.14
742 Extinguishing system activation	20.02
745 Alarm system activation, no fire - unintentional	19.39
111 Building fire	19.30
113 Cooking fire, confined to container	12.78
522 Water or steam leak	12.75
551 Assist police or other governmental agency	10.55
151 Outside rubbish, trash or waste fire	8.52
732 Extinguishing system activation due to malfunction	6.97
444 Power line down	6.78
735 Alarm system sounded due to malfunction	6.26
651 Smoke scare, odor of smoke	6.18
500 Service Call, other	5.12
142 Brush or brush-and-grass mixture fire	4.97
445 Arcing, shorted electrical equipment	4.33
611 Dispatched & canceled en route	4.09
131 Passenger vehicle fire	4.07
412 Gas leak (natural gas or LPG)	3.97
352 Extrication of victim(s) from vehicle	3.43
162 Outside equipment fire	1.98

<b>Incident Type</b>	<b>Hours</b>
141 Forest, woods or wildland fire	1.80
733 Smoke detector activation due to malfunction	1.77
510 Person in distress, other	1.70
251 Excessive heat, scorch burns with no ignition	1.62
381 Rescue or EMS standby	1.10
353 Removal of victim(s) from stalled elevator	1.05
132 Road freight or transport vehicle fire	0.95
323 Motor vehicle/pedestrian accident (MV Ped)	0.75
600 Good intent call, other	0.50

<b>Total</b>	<b>460.16</b>
--------------	---------------



# Dalton Fire Department

404 School Street, Dalton, GA 30720

Phone: 706-278-7363

## Injuries and Property Los

(Dates: 04/01/23 - 04/30/23 23:59:59)

CODE	DESCRIPTOR	FREQ	FREQ %	EXPs	CIV DTHS	CIV DTHS	CIV INJ	CIV INJS	FF DTHS	FF DTHS	FF INJ	FF INJS	PROP LOSS	PROP LOSS	CONT LOSS	CONT LOSS	TOTAL LOSS	TOTAL LOSS %
111	Building fire	2	0.80%	0	0	0.00%	0	0.00%	0	0.00%	0	0.00%	11,500	100.00 %	2,000	80.00%	13,500	96.43%
113	Cooking fire, confined to container	1	0.40%	0	0	0.00%	0	0.00%	0	0.00%	0	0.00%	0	0.00%	0	0.00%	0	0.00%
131	Passenger vehicle fire	0	0.00%	0	0	0.00%	0	0.00%	0	0.00%	0	0.00%	0	0.00%	0	0.00%	0	0.00%
132	Road freight or transport vehicle fire	0	0.00%	0	0	0.00%	0	0.00%	0	0.00%	0	0.00%	0	0.00%	0	0.00%	0	0.00%
141	Forest, woods or wildland fire	0	0.00%	0	0	0.00%	0	0.00%	0	0.00%	0	0.00%	0	0.00%	0	0.00%	0	0.00%
142	Brush or brush-and-grass mixture fire	1	0.40%	0	0	0.00%	0	0.00%	0	0.00%	0	0.00%	0	0.00%	0	0.00%	0	0.00%
151	Outside rubbish, trash or waste fire	2	0.80%	0	0	0.00%	0	0.00%	0	0.00%	0	0.00%	0	0.00%	0	0.00%	0	0.00%
162	Outside equipment fire	1	0.40%	0	0	0.00%	0	0.00%	0	0.00%	0	0.00%	0	0.00%	500	20.00%	500	3.57%
251	Excessive heat, scorch burns with no ignition	1	0.40%	0	0	0.00%	0	0.00%	0	0.00%	0	0.00%	0	0.00%	0	0.00%	0	0.00%

CODE	DESCRIPTOR	FREQ	FREQ %	EXPs	CIV DTHS	CIV DTHS	CIV INJ	CIV INJS	FF DTHS	FF DTHS	FF INJ	FF INJS	PROP LOSS	PROP LOSS	CONT LOSS	CONT LOSS	TOTAL LOSS	TOTAL LOSS %
311	Medical assist, assist EMS crew	143	57.20%	0	0	0.00%	0	0.00%	0	0.00%	0	0.00%	0	0.00%	0	0.00%	0	0.00%
322	Motor vehicle accident with injuries	17	6.80%	0	0	0.00%	0	0.00%	0	0.00%	1	100.00%	0	0.00%	0	0.00%	0	0.00%
323	Motor vehicle/pedestrian accident (MV Ped)	1	0.40%	0	0	0.00%	0	0.00%	0	0.00%	0	0.00%	0	0.00%	0	0.00%	0	0.00%
324	Motor vehicle accident with no injuries.	7	2.80%	0	0	0.00%	0	0.00%	0	0.00%	0	0.00%	0	0.00%	0	0.00%	0	0.00%
352	Extrication of victim(s) from vehicle	1	0.40%	0	0	0.00%	0	0.00%	0	0.00%	0	0.00%	0	0.00%	0	0.00%	0	0.00%
353	Removal of victim(s) from stalled elevator	1	0.40%	0	0	0.00%	0	0.00%	0	0.00%	0	0.00%	0	0.00%	0	0.00%	0	0.00%
381	Rescue or EMS standby	1	0.40%	0	0	0.00%	0	0.00%	0	0.00%	0	0.00%	0	0.00%	0	0.00%	0	0.00%
412	Gas leak (natural gas or LPG)	1	0.40%	0	0	0.00%	0	0.00%	0	0.00%	0	0.00%	0	0.00%	0	0.00%	0	0.00%
444	Power line down	3	1.20%	0	0	0.00%	0	0.00%	0	0.00%	0	0.00%	0	0.00%	0	0.00%	0	0.00%
445	Arcing, shorted electrical equipment	2	0.80%	0	0	0.00%	0	0.00%	0	0.00%	0	0.00%	0	0.00%	0	0.00%	0	0.00%
500	Service Call, other	4	1.60%	0	0	0.00%	0	0.00%	0	0.00%	0	0.00%	0	0.00%	0	0.00%	0	0.00%
510	Person in distress, other	1	0.40%	0	0	0.00%	0	0.00%	0	0.00%	0	0.00%	0	0.00%	0	0.00%	0	0.00%



CODE	DESCRIPTOR	FREQ	FREQ %	EXPs	CIV DTHS	CIV DTHS	CIV INJ	CIV INJS	FF DTHS	FF DTHS	FF INJ	FF INJS	PROP LOSS	PROP LOSS	CONT LOSS	CONT LOSS	TOTAL LOSS	TOTAL LOSS %
522	Water or steam leak	3	1.20%	0	0	0.00%	0	0.00%	0	0.00%	0	0.00%	0	0.00%	0	0.00%	0	0.00%
551	Assist police or other governmental agency	2	0.80%	0	0	0.00%	0	0.00%	0	0.00%	0	0.00%	0	0.00%	0	0.00%	0	0.00%
600	Good intent call, other	1	0.40%	0	0	0.00%	0	0.00%	0	0.00%	0	0.00%	0	0.00%	0	0.00%	0	0.00%
611	Dispatched & canceled en route	16	6.40%	0	0	0.00%	0	0.00%	0	0.00%	0	0.00%	0	0.00%	0	0.00%	0	0.00%
622	No incident found on arrival at dispatch address	11	4.40%	0	0	0.00%	0	0.00%	0	0.00%	0	0.00%	0	0.00%	0	0.00%	0	0.00%
651	Smoke scare, odor of smoke	1	0.40%	0	0	0.00%	0	0.00%	0	0.00%	0	0.00%	0	0.00%	0	0.00%	0	0.00%
732	Extinguishing system activation due to malfunction	1	0.40%	0	0	0.00%	0	0.00%	0	0.00%	0	0.00%	0	0.00%	0	0.00%	0	0.00%
733	Smoke detector activation due to malfunction	1	0.40%	0	0	0.00%	0	0.00%	0	0.00%	0	0.00%	0	0.00%	0	0.00%	0	0.00%
735	Alarm system sounded due to malfunction	2	0.80%	0	0	0.00%	0	0.00%	0	0.00%	0	0.00%	0	0.00%	0	0.00%	0	0.00%
742	Extinguishing system activation	1	0.40%	0	0	0.00%	0	0.00%	0	0.00%	0	0.00%	0	0.00%	0	0.00%	0	0.00%
743	Smoke detector activation, no fire - unintentional	11	4.40%	0	0	0.00%	0	0.00%	0	0.00%	0	0.00%	0	0.00%	0	0.00%	0	0.00%
745	Alarm system activation, no fire - unintentional	10	4.00%	0	0	0.00%	0	0.00%	0	0.00%	0	0.00%	0	0.00%	0	0.00%	0	0.00%

CODE	DESCRIPTOR	FREQ	FREQ %	EXPs	CIV DTHS	CIV DTHS	CIV INJ	CIV INJS	FF DTHS	FF DTHS	FF INJ	FF INJS	PROP LOSS	PROP LOSS	CONT LOSS	CONT LOSS	TOTAL LOSS	TOTAL LOSS %
<b>Totals</b>		250	100%	0	0	100%	0	100%	0	100%	1	100%	11,500	100%	2,500	100%	14,000	100%
<b>Mutual Aid Given Incidents</b>		16																

# **Training Division Monthly Report**

## **April 2023**

### **Overview**

Recruit Class 2023-01 concluded on April 14th with 6 candidates successfully completing the program. The department hosted Georgia Fire Academy's Structural Fire Control Instructor course for 20 enrollees from departments throughout the region. Monthly training included territory familiarization, pre-fire training, core competency check-offs, special operations training, and company level drills chosen by company officers. Training hours during the month of April totaled 2,923.

### **Outside Schools**

2 of the department's SCBA technicians attended SCBA Certified Technician – Train the Trainer at Scott Safety in Monroe, NC

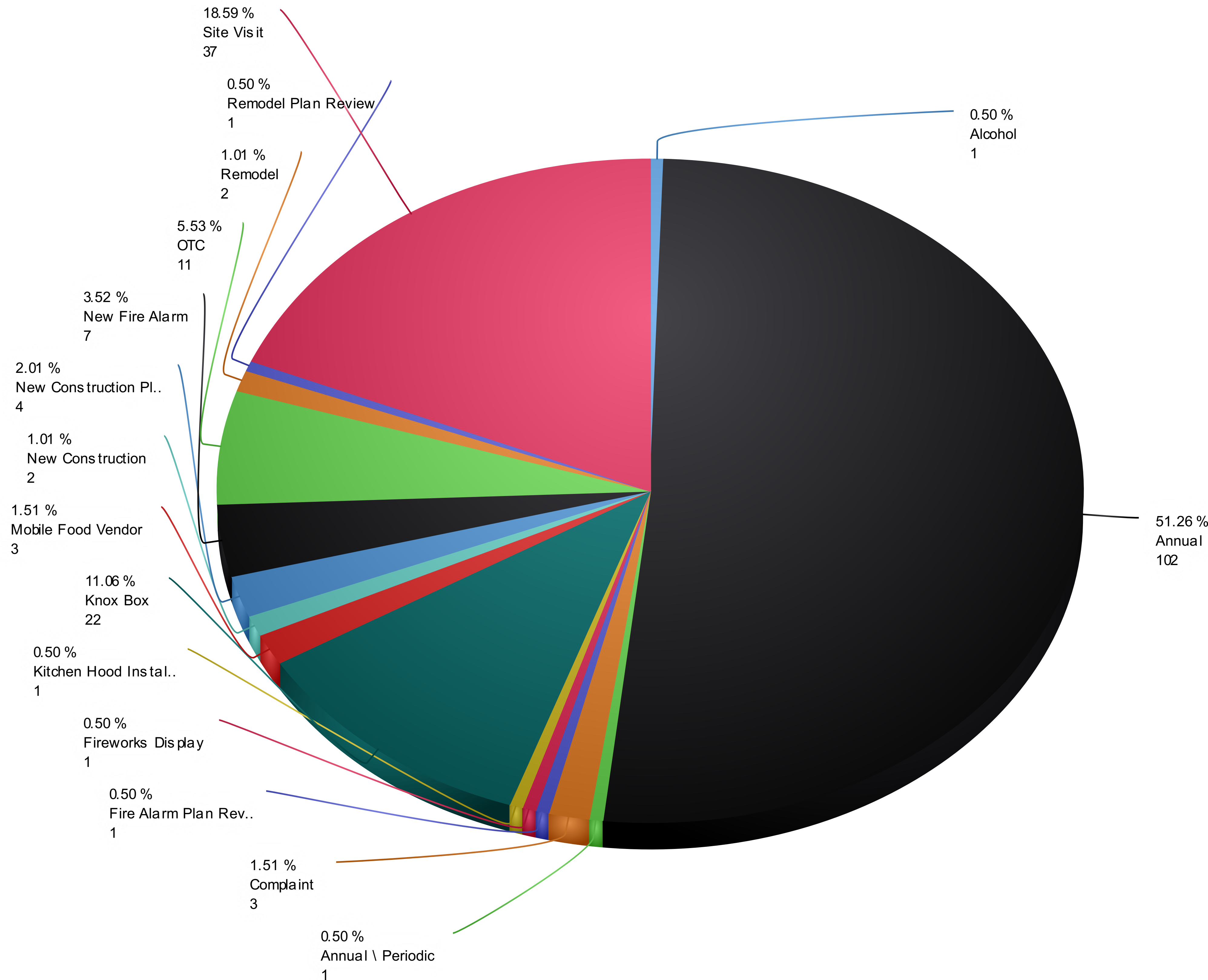
1 student attended NPQ Hazardous Materials Technician and attained state and national certification

7 students completed GFA's Structural Fire Control Instructor hosted at the DFD Training Center

# Inspection Visit History by Inspection Type

04/01/2023-04/30/2023

- Alcohol
- Annual
- Annual \ Periodic
- Complaint
- Fire Alarm Plan Review
- Fireworks Display
- Kitchen Hood Installation
- Knox Box
- Mobile Food Vendor
- New Construction Plan Review
- New Fire Alarm
- OTC
- Remodel
- Remodel Plan Review
- Site Visit



Total of Inspection Type: 199