

**DALTON POLICE DEPARTMENT
PUBLIC SAFETY COMMISSION MEETING
APRIL 27, 2021**

SUMMARY OF DATA AND CRIME STATISTICS FOR MARCH 2021

General

Part 1 crimes have decreased approximately 9.5% when compared to year to date numbers from March 2020. Part 2 crimes have increased by approximately 12% during the same time. Year to date calls for service are 18.8% lower than in 2020. There have been 2 less traffic crashes when compared to last year.

DALTON POLICE DEPARTMENT CRIME STATISTICS												
	INCIDENTS				CLEARANCES				ARRESTS			
		2021	2020			2021	2020			2021	2020	
03/21	03/20	YTD	YTD	03/21	03/20	YTD	YTD	03/21	03/20	YTD	YTD	
Part I Offenses												
Homicide	0	0	0	0	0	0	1	0	0	0	0	
Rape	1	1	5	4	1	0	3	2	0	0	1	0
Robbery	0	0	1	3	0	1	1	4	0	1	0	4
Aggravated Assault	2	6	16	18	2	4	9	13	1	4	8	13
Burglary	4	10	17	23	0	3	5	5	0	3	5	5
Larceny - Theft	27	54	138	169	13	10	70	61	10	6	54	50
Motor Vehicle Theft	10	7	33	15	1	3	14	5	0	1	5	5
Arson	0	0	0	0	0	0	0	0	0	0	0	0
PART I SUBTOTAL	44	78	210	232	17	21	102	91	11	15	73	77

















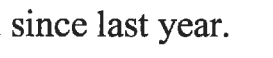
Part 2 Offenses	Total
Code Violation	47
Traffic Offense	42
Trespass of Real Property	42
Controlled Substance Offense	40
Warrant Served	29
Battery/Assault - Non-aggravated	24
Disorderly Conduct	19
Destruct/Damage/Vandalize Property	17
Forgery/Fraud	17
DUI	15

Traffic offenses decreased by approximately 39% in March 21 compared to February 2021. DUI offenses decreased by approximately 35% when compared to January 2021. Calls for service decreased by approximately 4% when compared to 2020. Citations showed a decrease of 33% compared to 2020 numbers.

	March 2021	March 2020
Calls for Service	3,424	3,580
Traffic Crashes	110	90
Citations	859	736

**DALTON POLICE DEPARTMENT
PUBLIC SAFETY COMMISSION MEETING
APRIL 27, 2021**

**DALTON POLICE DEPARTMENT CRIME DASHBOARD YTD 2017-2021
March 2021**

	2017	2018	2019	2020	2021	TREND
Part I Crimes YTD	324	326	256	232	210	
Homicides	0	0	0	0	0	
Rape	5	1	4	4	5	
Robbery	5	4	2	3	1	
Aggravated Assault	18	9	8	18	16	
Violent Crime Totals	28	14	14	25	22	
Burglary	36	41	25	23	17	
Larceny-Theft	238	251	204	169	138	
Motor Vehicle Theft	21	18	13	15	33	
Arson	1	2	0	0	0	
Property Crime Totals	296	312	242	207	188	
Violent Crime Clearance	71%	100%	121%	80%	59%	
Property Crime Clearance	41%	33%	52%	34%	47%	
Part I Arrests	125	94	117	77	73	
Citations	2,930	3,281	3,854	3,265	2,603	
Calls for Service	10,099	10,272	11,240	11,717	9,519	
Traffic Crashes	328	354	366	326	324	

Analysis

In the year to date 2021 there have been 210 Part 1 crimes reported versus 232 in 2020 which shows an approximate decrease of 9.5%. Motor vehicle thefts have doubled since last year.

There have been 22 violent crimes reported 2021 YTD compared to 25 reported violent crimes YTD 2020. Rape is the only violent crime that has shown an increase over last year. Year to date property crimes have shown a decrease of approximately 9.2% when compared to 2020 YTD statistics.

Based on the statistics from the previous 5 years, property crime numbers are lower than the average. Violent crime numbers are slightly above than the five-year average.

**DALTON POLICE DEPARTMENT
PUBLIC SAFETY COMMISSION MEETING
APRIL 27, 2021**

DALTON POLICE DEPARTMENT CRIME STATISTICS												
	INCIDENTS				CLEARANCES				ARRESTS			
	03/21	03/20	2021 YTD	2020 YTD	03/21	03/20	2021 YTD	2020 YTD	03/21	03/20	2021 YTD	2020 YTD
Part I Offenses												
Homicide	0	0	0	0	0	0	0	1	0	0	0	0
Rape	1	1	5	4	1	0	3	2	0	0	1	0
Robbery	0	0	1	3	0	1	1	4	0	1	0	4
Aggravated Assault	2	6	16	18	2	4	9	13	1	4	8	13
Burglary	4	10	17	23	0	3	5	5	0	3	5	5
Larceny - Theft	27	54	138	169	13	10	70	61	10	6	54	50
Motor Vehicle Theft	10	7	33	15	1	3	14	5	0	1	5	5
Arson	0	0	0	0	0	0	0	0	0	0	0	0
PART I SUBTOTAL	44	78	210	232	17	21	102	91	11	15	73	77
Part II Offenses												
Other Assaults - not agg.	24	41	84	102	23	25	69	62	17	24	46	58
Forgery/Counterfeiting	6	0	15	11	0	2	2	6	0	0	1	3
Fraud	11	11	48	47	3	4	11	10	1	3	7	8
Embezzlement	0	0	0	0	0	0	0	1	0	0	0	1
Stolen Property	1	1	3	4	0	0	0	0	0	0	0	0
Vandalism	17	17	75	66	9	3	26	20	2	3	10	19
Weapons Violations	2	4	15	9	7	6	19	15	6	6	17	15
Commercial Sex	0	0	0	0	0	0	0	0	0	0	0	0
Other Sex Offenses	4	3	14	11	2	0	6	9	1	0	3	5
Drug Sales	10	8	26	19	7	16	23	36	7	13	23	31
Drug Possession	30	20	103	61	25	28	109	56	16	26	88	53
Gambling	0	0	0	0	0	0	0	0	0	0	0	0
Offenses Against Family/Children	9	6	16	18	7	4	10	12	6	4	8	11
Liquor Violations	1	5	21	9	1	4	17	6	1	3	16	5
Drunkenness	4	6	12	24	4	8	15	26	4	8	15	26
Other Disorderly Conduct	19	21	45	57	14	8	32	33	9	7	25	30
Curfew Violations	1	1	3	2	0	1	2	2	0	1	1	2
All Other Offenses	207	203	724	668	191	117	821	420	157	113	718	413
DUI	15	9	75	34	15	9	74	37	14	9	73	37
Human Trafficking	0	0	0	0	0	0	0	0	0	0	0	0
PART II SUBTOTAL	361	356	1279	1142	308	235	1236	751	241	220	1051	717
PART I AND II TOTAL	405	434	1489	1374	325	256	1338	842	252	235	1124	794
Crashes			2021	2020	Enforcement						2021	2020
	3/21	3/20	YTD	YTD					3/21	3/20	YTD	YTD
Public Roadway	110	90	324	326					531	446	1,632	1,765
									328	290	971	1,500
911 Calls	3,424	3,580	9,519	11,717					859	736	2,603	3,265

**DALTON POLICE DEPARTMENT
PUBLIC SAFETY COMMISSION MEETING
APRIL 27, 2021**

Summary of Significant Events for March 2021

During the month of March 2021 there was one shooting incident. A residence was shot at by unknown persons. It is believed that the house was mistakenly targeted. There were ten reported motor vehicle thefts during March 2021. Nine of those cases are currently active. There were four burglaries reported in March 2021.

21-001561 Shooting of a Residence 311 Sparks Ln
Officers responded to the call of a house that was shot at. The house was occupied by the resident, an older female. She advised she heard shots and then found a bullet in her room. The shots came from the rear of the residence which backs up to Al Rollins fields. The shooter(s) shot from a tower area six times. Located there were footprints and six 9mm shell casings. Detectives were called to the scene to continue the investigation. The case is currently under investigation.

21-001244 Burglary / Trespassing 900 Lake St
Officers responded to a burglary in progress where the suspect had made entry and the home owner was locked inside her bedroom. Upon arrival officers found a broken window and began hearing yelling and cussing from inside. The suspect saw officers and fled out the front door, but was met by other officers. He attempted to flee back inside where a struggle ensued. The suspect struck an officer with his bloody hands from where he had broken the glass out. He was taken into custody. It was later determined the home owner and the suspect knew one another.

21-001277 Burglary 1897 Middle Summit Dr
It was reported that the suspect broke into his mother's residence. Detectives responded to process the scene and while there, a neighbor provided video of an interview with the suspect where he admitted to breaking glass in order to make entry. When officers attempted to contact the suspect, they were unable to do so. Later in evening, officers with DCS located the suspect inside his residence and DPD assisted them with the execution of a search warrant to get him. Once the warrant was executed, officers transported and charged him with criminal trespass.

21-001375 Injured Person – Gun Shot 1200 Memorial Dr
Officers were dispatched to the ER in reference to a subject showing up there with a gunshot wound. Once on scene they met with the victim. The victim had been shot in the shoulder. He refused to cooperate in the investigation other than giving his name and address. The victim currently lives in Murray County. Murry County law enforcement was contacted and went to check the residence. No one there, or in the area, heard any gun shots. At this time, it is not known where this incident occurred or who the suspects are.

21-001422 Motor Vehicle Theft N Thornton Ave & W Waugh St
The complainant reported that she was in a dispute with her child's father. While they were arguing, he discovered that she was recording their interaction via video. At that point he struck her in the nose causing it to bleed. After some interaction between the two, he was able to get the car keys from her to her 2012 Chevrolet Sebring. He then took the vehicle and left her stranded there. He then drove the vehicle back to Rome and it was recovered prior to the end of the shift. The vehicle had been entered in GCIC and after the recovery it was removed.

**DALTON POLICE DEPARTMENT
PUBLIC SAFETY COMMISSION MEETING
APRIL 27, 2021**

21-001558

Theft of vehicle

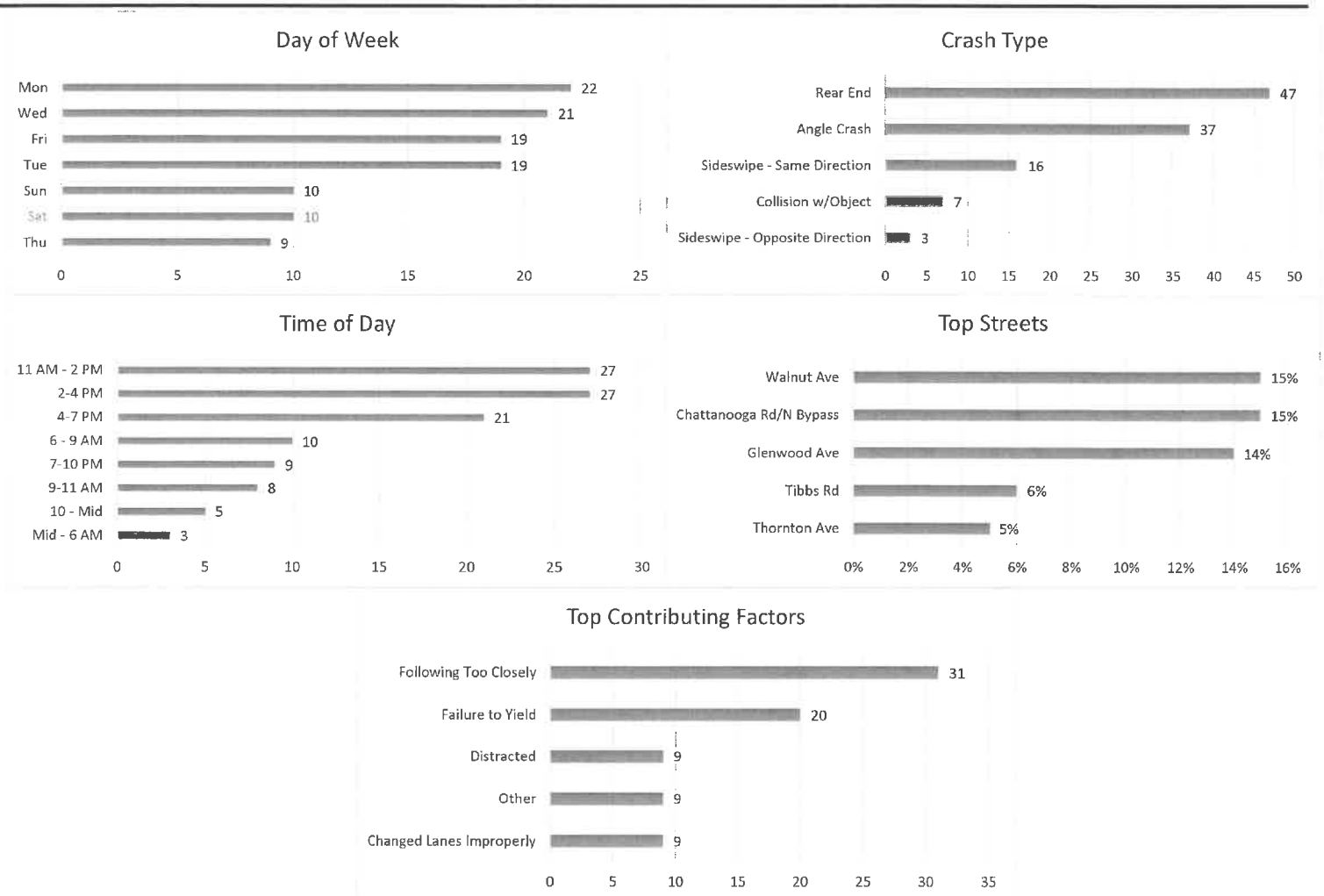
1125 E Walnut Ave

A commercial truck was stolen while it was conducting a delivery at a local business. The back of the truck was open and its contents spilled onto the roadway. The vehicle was located by Catoosa County within a short period of time. The vehicle had been crashed into a ditch and appears to be totaled. The suspect in the vehicle theft is believed to be the same suspect that stole property from a local business during the same timeframe. The case is under investigation.

DALTON POLICE DEPARTMENT PUBLIC SAFETY COMMISSION MEETING APRIL 27, 2021

March 2021 Crash Statistics

In March 2021 there were 110 non-private property crashes reported. Injury crashes and total injuries decreased when compared to February 2021. Angle and rear end crashes were the most prevalent during March 2021. Failure to yield was the leading contributing factor in injury crashes, while following too closely was the leading factor in non-injury crashes. Walnut Ave had the highest number of crashes, while Chattanooga Rd had the highest number of injuries.



110 Crashes Reported in March 2021

- There were 2 less crashes than in February 2021.
 - 20 crashes reported in which injuries occurred.
 - That is one injury crash for every 5.5 crashes reported.
 - Multiple injuries were reported in 4 crashes.
- Total Injuries Reported
 - 24 injuries were reported.
 - 1 serious injury was reported.
 - 0 fatalities were reported.

**DALTON POLICE DEPARTMENT
PUBLIC SAFETY COMMISSION MEETING
APRIL 27, 2021**

Top 5 Streets

- Walnut Ave
 - 17 Total Crashes
 - 15.5 % of Total Crashes
 - 16.7 % of Injuries Reported (4 Injuries Reported on the Roadway)

- Chattanooga Rd/N Bypass
 - 16 Total Crashes
 - 14.5 % of Total Crashes
 - 29.2 % of Injuries Reported (7 Injuries Reported on this Roadway)

- Glenwood Ave
 - 15 Total Crashes
 - 13.6 % of Total Crashes
 - 4.2 % of Injuries Reported (1 Injury Reported on this Roadway)

- Tibbs Rd
 - 7 Total Crashes
 - 6.4 % of Total Crashes
 - 8.3 % of Injuries Reported (2 Injuries Reported on the Roadway)

- Thornton Ave
 - 6 Total Crashes
 - 5.5 % of Total Crashes
 - 8.3 % of Injuries Reported (2 Injuries Reported on the Roadway)

Crashes Involving DUI

- 3 Reported Crashes involving DUI

Crashes Involving Speed

- 5 Reported Crashes involving Speed (Includes Too Fast for Conditions)

Crashes Involving Distracted or Inattentive Driver

- 9 Crashes Reported with Distracted or Inattentive Driver

Crashes Involving Drivers Following One Another Too Closely

- 31 Crashes Reported involving Following Too Closely

**DALTON POLICE DEPARTMENT
PUBLIC SAFETY COMMISSION MEETING
APRIL 27, 2021**

Crashes by Type

- Rear End 47 / 42.73%
- Angle 37 / 33.64%
- Sideswipe – Same Direction 16 / 14.55%
- Collision with an Object 7 / 6.36%
- Sideswipe – Opposite Direction 3 / 2.73%

Days of the Week

- 22 crashes occurred on Mondays
- 19 crashes occurred on Tuesdays
- 21 crashes occurred on Wednesdays
- 9 crashes occurred on Thursdays
- 19 crashes occurred on Fridays
- 10 crashes occurred on Saturdays
- 10 crashes occurred on Sundays

Time of Day

- 0000-0559 - 3
- 0600-0859 - 10
- 0900-1059 - 8
- 1100-1359 - 27
- 1400-1559 - 27
- 1600-1859 - 21
- 1900-2159 - 9
- 2200-2359 - 5

Top Contributing Factors

- Following Too Closely: 31 (28.18 % of all crashes)
- Failure to Yield: 20 (18.18 % of all crashes)
- Distracted: 9 (8.18 % of all crashes)
- Other: 9 (8.18 % of all crashes)
- Changed Lanes Improperly: 9 (8.18 % of all crashes)

**DALTON POLICE DEPARTMENT
PUBLIC SAFETY COMMISSION MEETING
APRIL 27, 2021**

Based on the crash data from February 2021, Selective Enforcement Details were conducted in the following areas in March 2021:

- **Walnut Ave**
- **Glenwood Ave**
- **Chattanooga Rd**

There were 17 total Enforcement Details conducted in March 2021, resulting in 160 total violations being identified.

Comparing the crash data compiled and the enforcement activities conducted for the month of March 2021, details will be conducted in April 2021 in the following areas:

- **Walnut Ave**
- **Chattanooga Rd**
- **Glenwood Ave**