



Dalton Fire Department

404 School Street, Dalton, GA 30720

Phone: 706-278-7363

Detailed Selected Statistics and Management Activity

By Incident Type

Report Period: 09/01/23 - 09/30/23 23:59:59

CODE	DESCRIPTOR	FREQUENCY	FREQ. PERCENT	EXPs	AVG # SUPPR. PERS	AVG # EMS PERS	AVG # OTHER PERS	AVG # SUPPR. APPR.	AVG # EMS APPR.	AVG # OTHER APPR.	AVERAGE # MAN HOURS	TOTAL MAN HOURS	AVERAGE RESPONSE TIME (min)
111	Building fire	1	0.35%	1	13	0	1	4	0.00	1	29.87	15.466666	3.45
142	Brush or brush-and-grass mixture fire	3	1.04%	0	3.33	0	0	1	0.00	0	1.11	3.350000	3.33
151	Outside rubbish, trash or waste fire	2	0.69%	0	3.5	0	1	1	0.00	0.5	1.05	1.533333	5.10
160	Special outside fire, other	1	0.35%	0	13	0	1	4	0.00	1	29.87	15.466666	3.45
161	Outside storage fire	1	0.35%	0	15	0	1	5	0.00	1	7.47	5.166666	4.32
311	Medical assist, assist EMS crew	163	56.60%	0	0.04	3.25	0.01	0.01	1.01	0.01	0.99	158.849989	4.63
322	Motor vehicle accident with injuries	20	6.94%	0	0.25	5.65	0.25	0.1	1.90	0.2	2.84	45.499998	4.33
323	Motor vehicle/pedestrian accident (MV Ped)	1	0.35%	0	0	4	0	0	1.00	0	1.60	1.600000	9.75
324	Motor vehicle accident with no injuries.	14	4.86%	0	1.57	4.57	0.43	0.36	1.57	0.21	6.49	176.399998	4.03
353	Removal of victim(s) from stalled elevator	1	0.35%	0	6	0	0	2	0.00	0	1.70	1.700000	6.97
412	Gas leak (natural gas or LPG)	3	1.04%	0	8.33	0	0.33	2.67	0.00	0.33	7.03	15.583333	2.92
440	Electrical wiring/equipment problem, other	1	0.35%	0	18	0	1	5	0.00	1	3.48	2.783332	2.15
444	Power line down	1	0.35%	0	3	0	0	1	0.00	0	0.35	.350000	5.07

CODE	DESCRIPTOR	FREQUENCY	FREQ. PERCENT	EXPs	AVG # SUPPR. PERS	AVG # EMS PERS	AVG # OTHER PERS	AVG # SUPPR. APPR.	AVG # EMS APPR.	AVG # OTHER APPR.	AVERAGE # MAN HOURS	TOTAL MAN HOURS	AVERAGE RESPONSE TIME (min)
445	Arcing, shorted electrical equipment	1	0.35%	0	17	0	1	6	0.00	1	10.50	7.149999	5.08
500	Service Call, other	2	0.69%	0	2.5	0	0	1	0.00	0	0.75	1.350000	5.15
531	Smoke or odor removal	1	0.35%	0	2	0	0	1	0.00	0	1.90	1.900000	4.92
553	Public service	1	0.35%	0	3	0	0	1	0.00	0	0.45	.450000	0.00
561	Unauthorized burning	2	0.69%	0	3.5	0	0.5	1	0.00	0.5	0.10	.133332	0.68
600	Good intent call, other	1	0.35%	0	3	0	0	1	0.00	0	0.55	.550000	3.88
611	Dispatched & canceled en route	27	9.38%	0	3.22	2.67	0.26	1	0.85	0.3	0.29	7.383326	0.07
622	No incident found on arrival at dispatch address	6	2.08%	0	0	3.67	0	0	1.17	0	0.56	2.966666	4.35
650	Steam, other gas mistaken for smoke, other	1	0.35%	0	3	0	0	1	0.00	0	0.45	.450000	4.33
651	Smoke scare, odor of smoke	1	0.35%	0	3	0	0	1	0.00	0	1.20	1.200000	13.55
733	Smoke detector activation due to malfunction	6	2.08%	0	11.17	0	1.17	3.67	0.00	0.83	5.24	20.233332	4.08
735	Alarm system sounded due to malfunction	3	1.04%	0	11.67	0	0.67	4	0.00	0.67	2.54	5.366665	3.99
740	Unintentional transmission of alarm, other	1	0.35%	0	0	0	14	0	0.00	5	1.63	1.633331	3.13
743	Smoke detector activation, no fire - unintentional	7	2.43%	0	12.71	0	1	4.14	0.00	1	3.30	15.883329	4.16
744	Detector activation, no fire - unintentional	2	0.69%	0	13	0	1	4	0.00	1	4.67	6.216665	5.49
745	Alarm system activation, no fire - unintentional	13	4.51%	0	12.54	0	1.08	3.85	0.00	0.92	5.25	36.699992	5.06
746	Carbon monoxide detector activation, no CO	1	0.35%	0	8	0	0	3	0.00	0	2.27	1.016666	0.58
Totals		288	100%	1	2.30	2.79	0.26	0.72	0.89	0.20	2.02	554.33	4.09
Mutual Aid Given Incidents		13											



Dalton Fire Department

404 School Street, Dalton, GA 30720

Phone: 706-278-7363

Response Summary by Station

Report Period: 09/01/23 - 09/30/23 23:59:59

Station	Responses	% Fire	% EMS	Other	Per Day
Station 1	110	3.64	64.55	31.82	3.79
Station 2	61	0	62.3	37.7	2.1
Station 3	64	3.13	73.44	23.44	2.21
Station 4	39	10.26	58.97	30.77	1.34
Station 5	28	0	71.43	28.57	0.97

Total 302



Dalton Fire Department

404 School Street, Dalton, GA 30720

Phone: 706-278-7363

Breakdown by Incident Type

Report Period: 09/01/23 - 09/30/23 23:59:59

Incident Type	Incidents	Exposures
311 Medical assist, assist EMS crew	163	0
611 Dispatched & canceled en route	29	0
322 Motor vehicle accident with injuries	20	0
745 Alarm system activation, no fire - unintentional	16	0
324 Motor vehicle accident with no injuries.	14	0
743 Smoke detector activation, no fire - unintentional	9	0
622 No incident found on arrival at dispatch address	9	0
733 Smoke detector activation due to malfunction	7	0
142 Brush or brush-and-grass mixture fire	4	0
412 Gas leak (natural gas or LPG)	3	0
735 Alarm system sounded due to malfunction	3	0
744 Detector activation, no fire - unintentional	2	0
561 Unauthorized burning	2	0
500 Service Call, other	2	0
151 Outside rubbish, trash or waste fire	2	0
160 Special outside fire, other	1	0
161 Outside storage fire	1	0
323 Motor vehicle/pedestrian accident (MV Ped)	1	0
111 Building fire	1	1
131 Passenger vehicle fire	1	0
531 Smoke or odor removal	1	0
553 Public service	1	0
353 Removal of victim(s) from stalled elevator	1	0
440 Electrical wiring/equipment problem, other	1	0

10/11/23 11:53:54

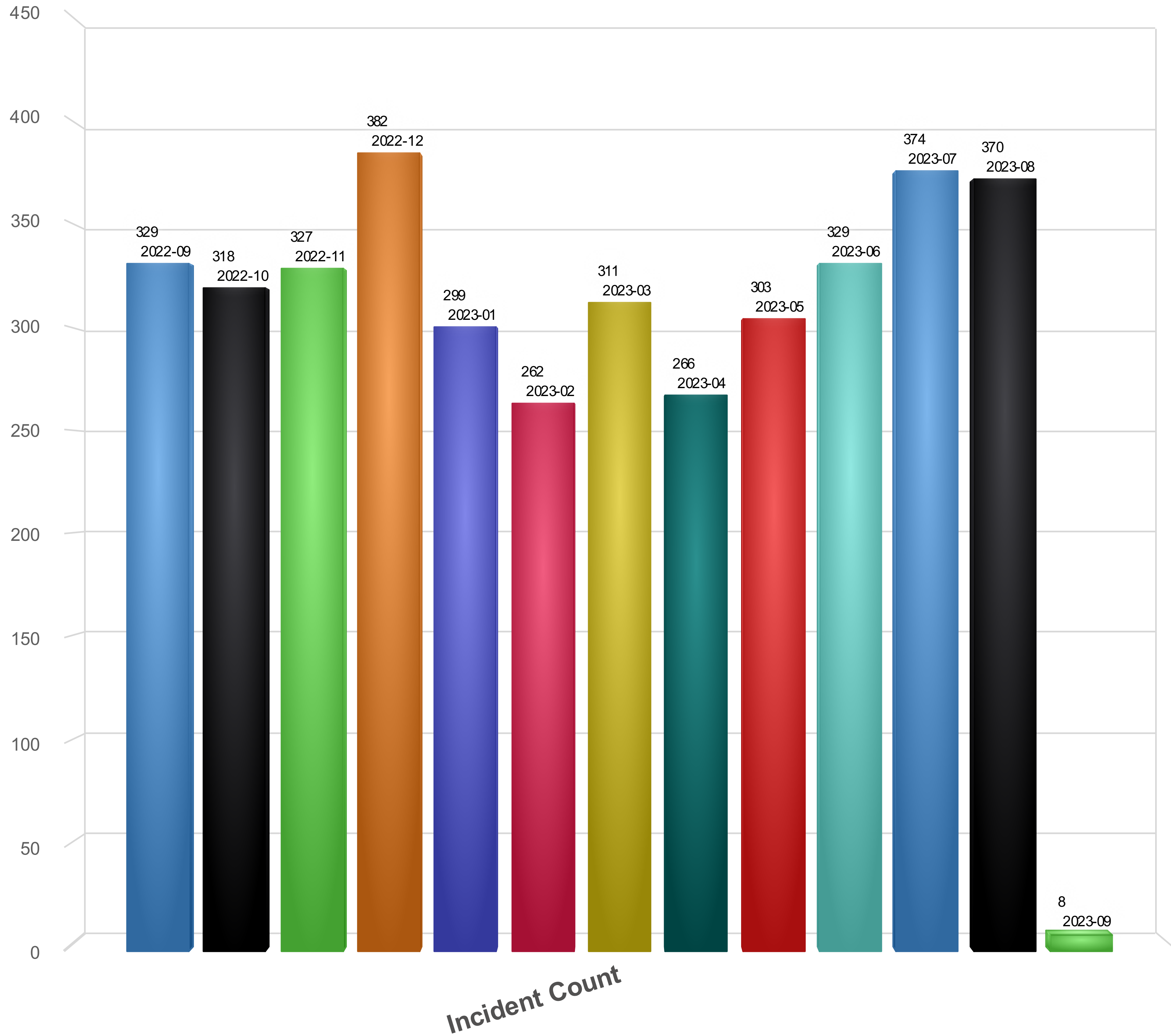
Incident Type	Incidents	Exposures
444 Power line down	1	0
445 Arcing, shorted electrical equipment	1	0
600 Good intent call, other	1	0
746 Carbon monoxide detector activation, no CO	1	0
740 Unintentional transmission of alarm, other	1	0
741 Sprinkler activation, no fire - unintentional	1	0
650 Steam, other gas mistaken for smoke, other	1	0
651 Smoke scare, odor of smoke	1	0

	Incidents	Exposures
Total	302	1

Incidents by Months

09/01/2022-09/01/2023

2022-09
2022-10
2022-11
2022-12
2023-01
2023-02
2023-03
2023-04
2023-05
2023-06
2023-07
2023-08
2023-09

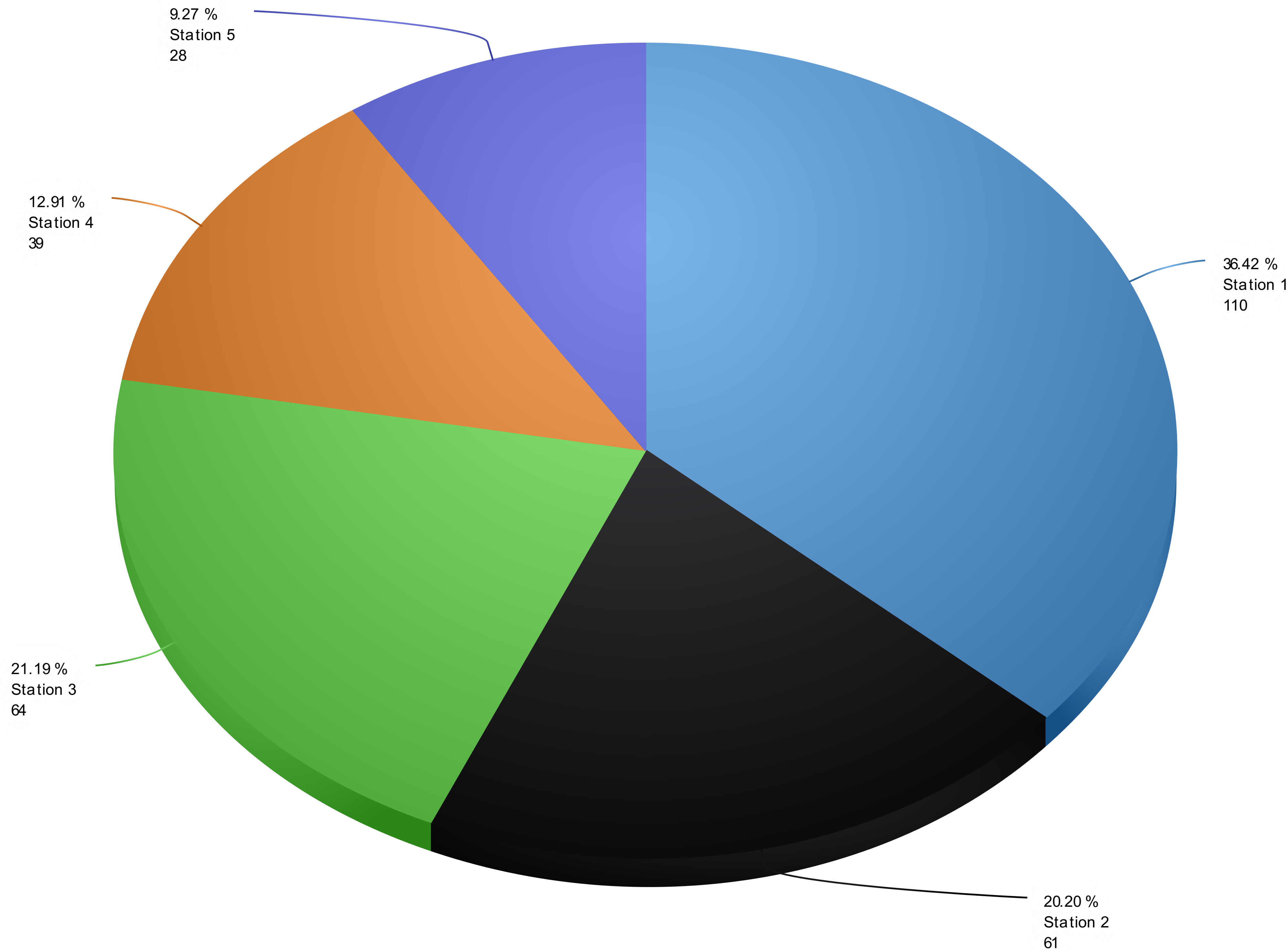


Total of Month: 3,878

- Station 1
- Station 2
- Station 3
- Station 4
- Station 5

Incidents by Stations

09/01/2023-09/30/2023

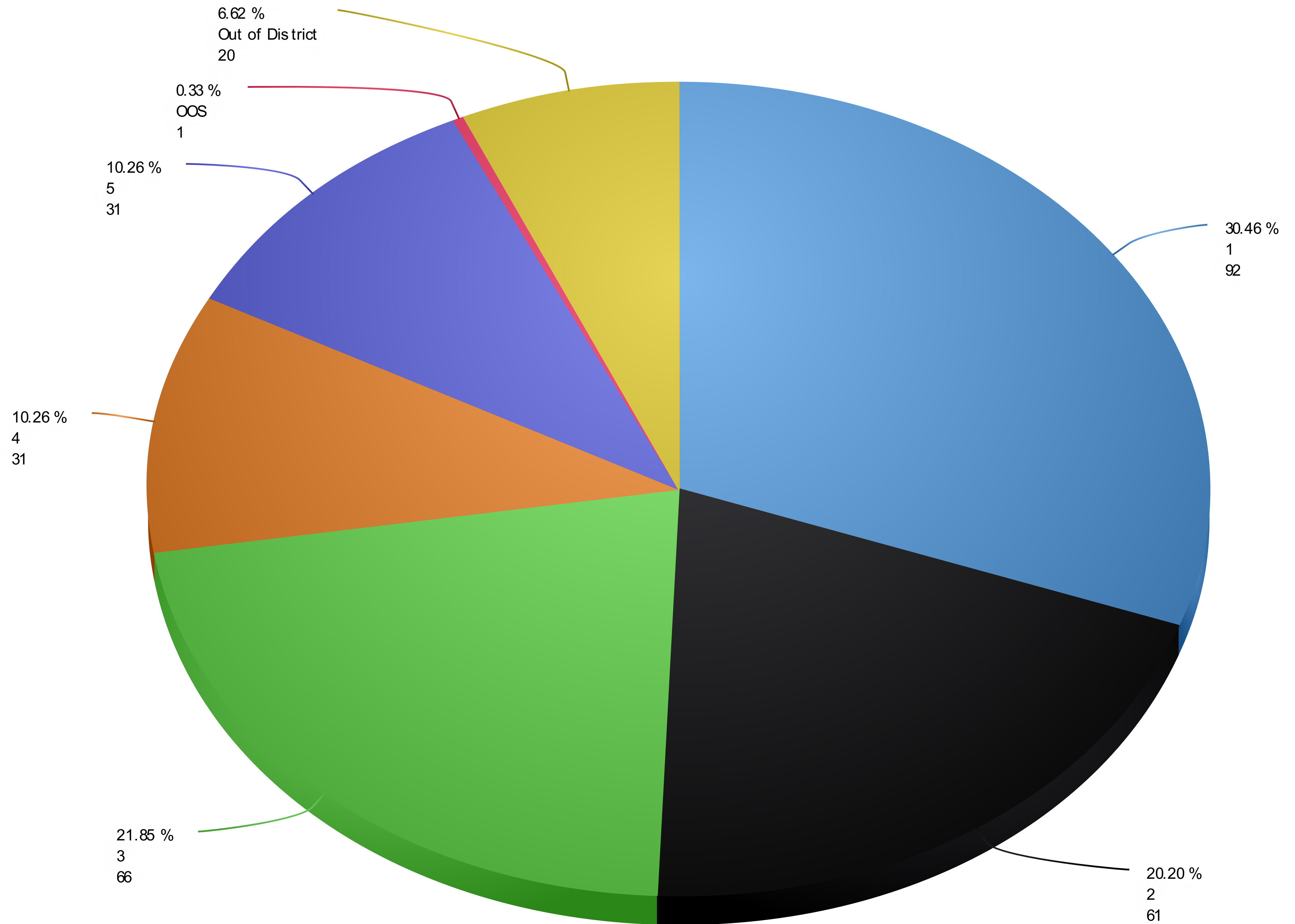


Total of Station: 302

- 1
- 2
- 3
- 4
- 5
- OOS
- Out of District

Incidents by District

09/01/2023-09/30/2023

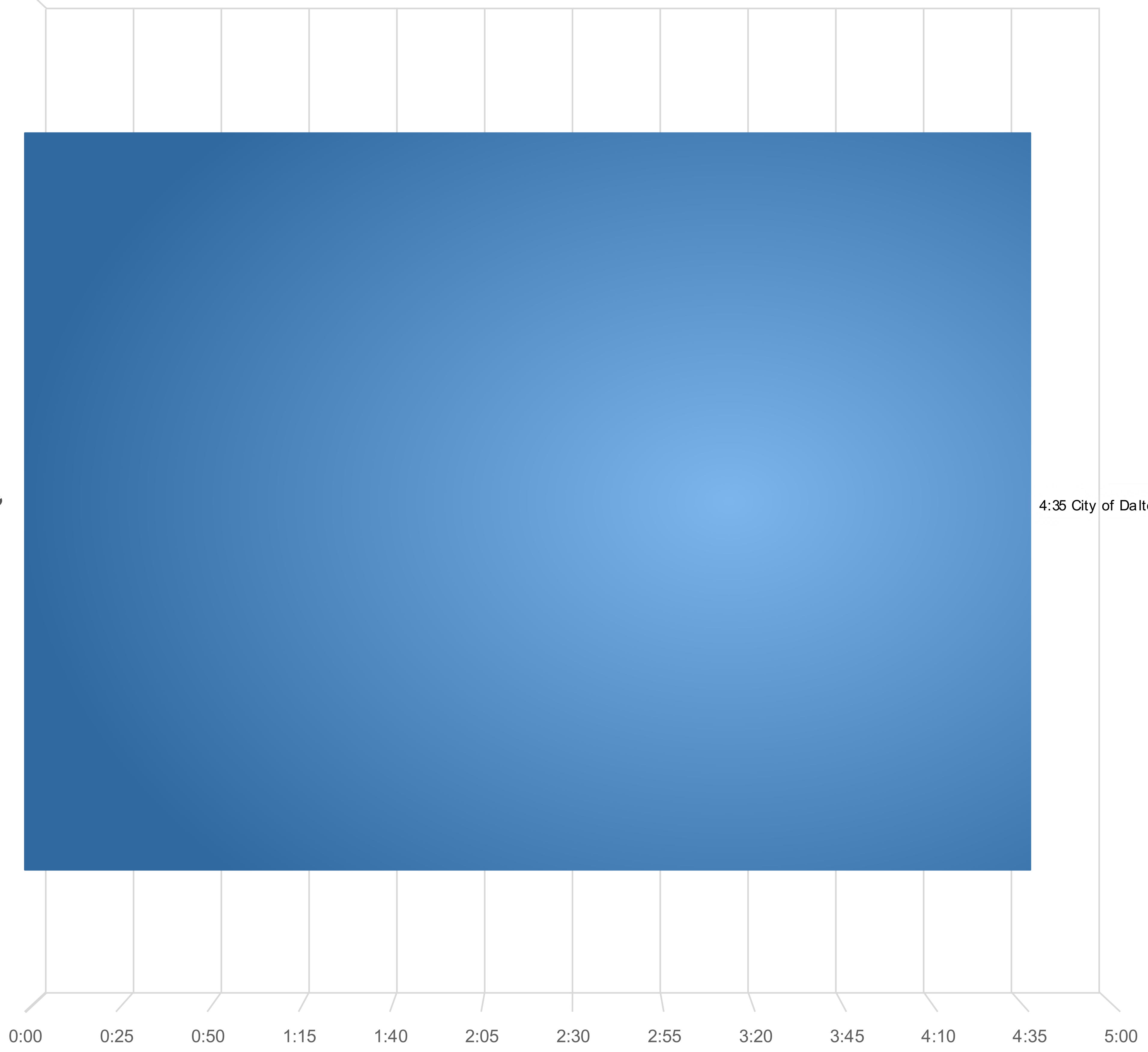


Total of District: 302

Department Average Response Time (Alarm-> First Unit Arrival)

09/01/2023-09/30/2023

Response Time

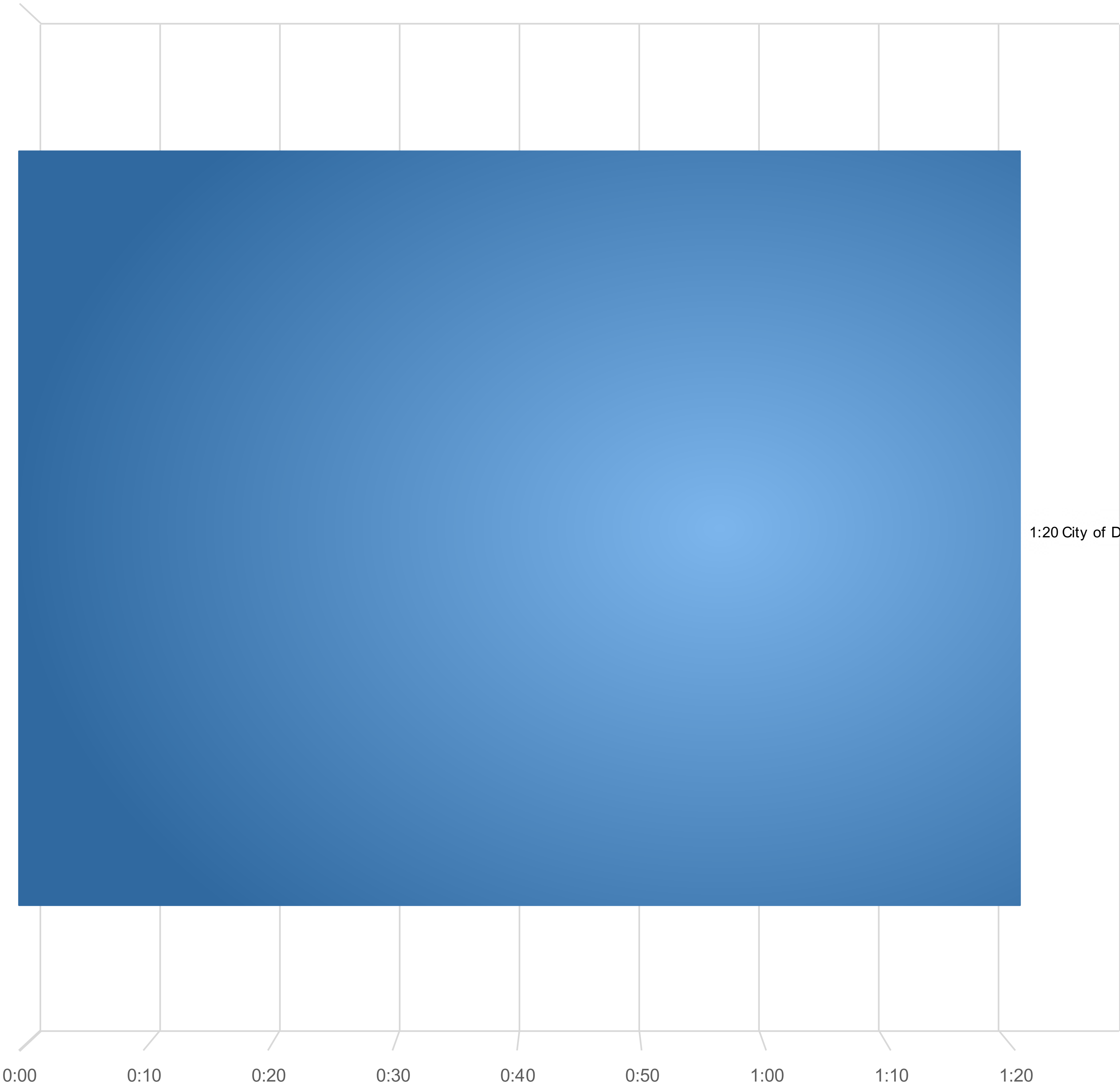


4:35 City of Dalton Fire..

Department Average Turnout Time (Alarm-> First En Route)

09/01/2023-09/30/2023

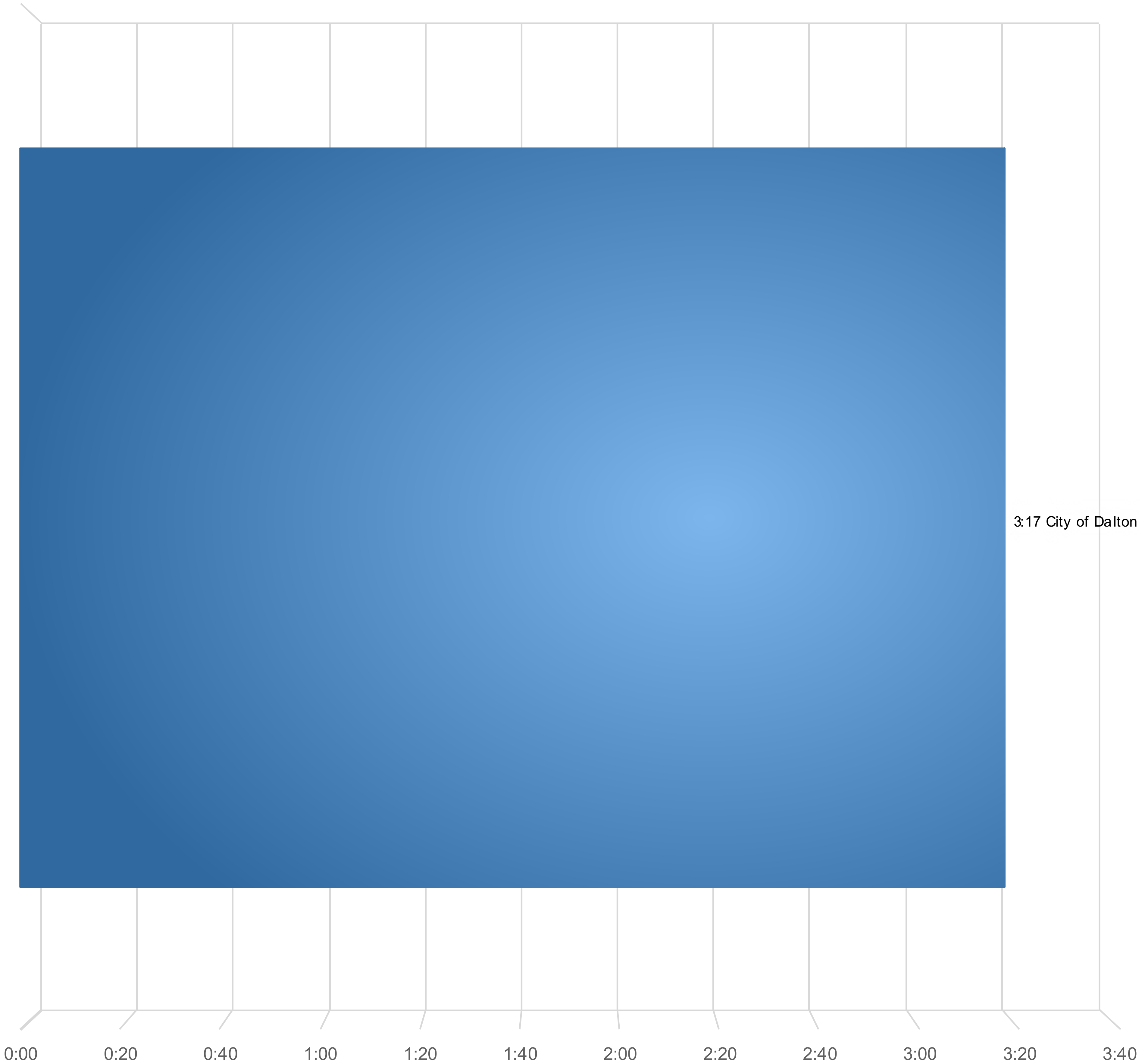
Turnout Time

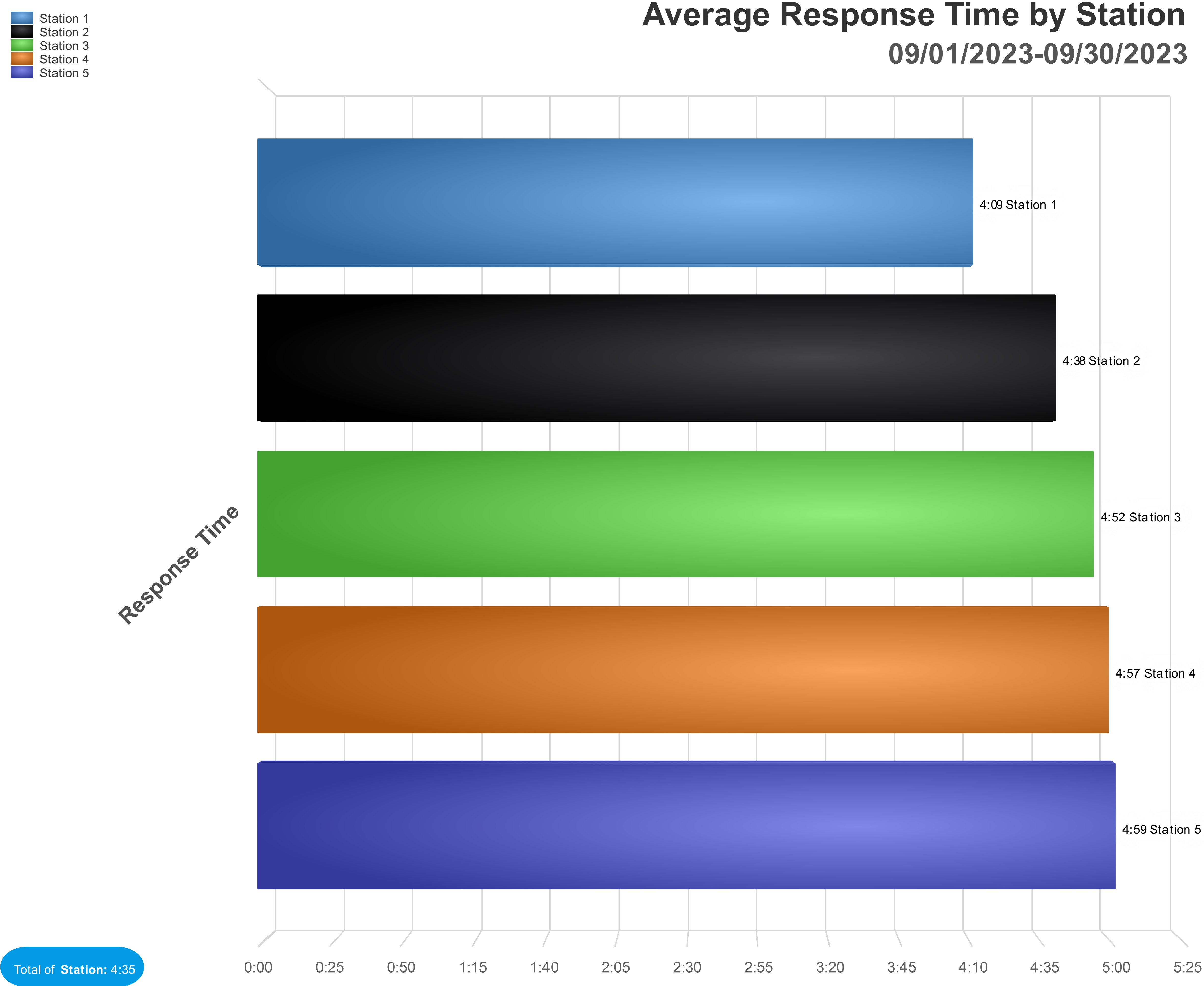


Department Average Travel Time (First En Route -> First Unit Arrival)

09/01/2023-09/30/2023

Travel Time







Dalton Fire Department

404 School Street, Dalton, GA 30720

Phone: 706-278-7363

Staff Hours by Incident Type

Report Period: 09/01/23 - 09/30/23 23:59:59

Incident Type	Hours
324 Motor vehicle accident with no injuries.	176.40
311 Medical assist, assist EMS crew	158.83
322 Motor vehicle accident with injuries	45.50
745 Alarm system activation, no fire - unintentional	39.26
733 Smoke detector activation due to malfunction	21.58
111 Building fire	20.47
743 Smoke detector activation, no fire - unintentional	19.24
412 Gas leak (natural gas or LPG)	15.58
160 Special outside fire, other	15.47
611 Dispatched & canceled en route	7.88
445 Arcing, shorted electrical equipment	7.15
744 Detector activation, no fire - unintentional	6.21
735 Alarm system sounded due to malfunction	5.37
161 Outside storage fire	5.17
622 No incident found on arrival at dispatch address	4.87
142 Brush or brush-and-grass mixture fire	4.10
440 Electrical wiring/equipment problem, other	2.78
131 Passenger vehicle fire	2.33
531 Smoke or odor removal	1.90
353 Removal of victim(s) from stalled elevator	1.70
740 Unintentional transmission of alarm, other	1.63
323 Motor vehicle/pedestrian accident (MV Ped)	1.60
151 Outside rubbish, trash or waste fire	1.53
500 Service Call, other	1.35

Incident Type	Hours
651 Smoke scare, odor of smoke	1.20
746 Carbon monoxide detector activation, no CO	1.02
600 Good intent call, other	0.55
741 Sprinkler activation, no fire - unintentional	0.50
650 Steam, other gas mistaken for smoke, other	0.45
553 Public service	0.45
444 Power line down	0.35
561 Unauthorized burning	0.14

Total	572.56
--------------	---------------



Dalton Fire Department

404 School Street, Dalton, GA 30720

Phone: 706-278-7363

Injuries and Property Loss

(Dates: 09/01/23 - 09/30/23 23:59:59)

CODE	DESCRIPTOR	FREQ	FREQ %	EXPs	CIV DTHS	CIV DTHS	CIV INJ	CIV INJS	FF DTHS	FF DTHS	FF INJ	FF INJS	PROP LOSS	PROP LOSS	CONT LOSS	CONT LOSS	TOTAL LOSS	TOTAL LOSS %
111	Building fire	1	0.35%	1	0	0.00%	0	0.00%	0	0.00%	0	0.00%	1,500	85.71%	0	0.00%	1,500	85.71%
131	Passenger vehicle fire	0	0.00%	0	0	0.00%	0	0.00%	0	0.00%	0	0.00%	0	0.00%	0	0.00%	0	0.00%
142	Brush or brush-and-grass mixture fire	3	1.04%	0	0	0.00%	0	0.00%	0	0.00%	0	0.00%	0	0.00%	0	0.00%	0	0.00%
151	Outside rubbish, trash or waste fire	2	0.69%	0	0	0.00%	0	0.00%	0	0.00%	0	0.00%	0	0.00%	0	0.00%	0	0.00%
160	Special outside fire, other	1	0.35%	0	0	0.00%	0	0.00%	0	0.00%	0	0.00%	0	0.00%	0	0.00%	0	0.00%
161	Outside storage fire	1	0.35%	0	0	0.00%	0	0.00%	0	0.00%	0	0.00%	250	14.29%	0	0.00%	250	14.29%
311	Medical assist, assist EMS crew	163	56.60%	0	0	0.00%	0	0.00%	0	0.00%	0	0.00%	0	0.00%	0	0.00%	0	0.00%
322	Motor vehicle accident with injuries	20	6.94%	0	0	0.00%	0	0.00%	0	0.00%	0	0.00%	0	0.00%	0	0.00%	0	0.00%
323	Motor vehicle/pedestrian accident (MV Ped)	1	0.35%	0	0	0.00%	0	0.00%	0	0.00%	0	0.00%	0	0.00%	0	0.00%	0	0.00%

CODE	DESCRIPTOR	FREQ	FREQ %	EXPs	CIV DTHS	CIV DTHS	CIV INJ	CIV INJS	FF DTHS	FF DTHS	FF INJ	FF INJS	PROP LOSS	PROP LOSS	CONT LOSS	CONT LOSS	TOTAL LOSS	TOTAL LOSS %
324	Motor vehicle accident with no injuries.	14	4.86%	0	0	0.00%	0	0.00%	0	0.00%	0	0.00%	0	0.00%	0	0.00%	0	0.00%
353	Removal of victim(s) from stalled elevator	1	0.35%	0	0	0.00%	0	0.00%	0	0.00%	0	0.00%	0	0.00%	0	0.00%	0	0.00%
412	Gas leak (natural gas or LPG)	3	1.04%	0	0	0.00%	0	0.00%	0	0.00%	0	0.00%	0	0.00%	0	0.00%	0	0.00%
440	Electrical wiring/equipment problem, other	1	0.35%	0	0	0.00%	0	0.00%	0	0.00%	0	0.00%	0	0.00%	0	0.00%	0	0.00%
444	Power line down	1	0.35%	0	0	0.00%	0	0.00%	0	0.00%	0	0.00%	0	0.00%	0	0.00%	0	0.00%
445	Arcing, shorted electrical equipment	1	0.35%	0	0	0.00%	0	0.00%	0	0.00%	0	0.00%	0	0.00%	0	0.00%	0	0.00%
500	Service Call, other	2	0.69%	0	0	0.00%	0	0.00%	0	0.00%	0	0.00%	0	0.00%	0	0.00%	0	0.00%
531	Smoke or odor removal	1	0.35%	0	0	0.00%	0	0.00%	0	0.00%	0	0.00%	0	0.00%	0	0.00%	0	0.00%
553	Public service	1	0.35%	0	0	0.00%	0	0.00%	0	0.00%	0	0.00%	0	0.00%	0	0.00%	0	0.00%
561	Unauthorized burning	2	0.69%	0	0	0.00%	0	0.00%	0	0.00%	0	0.00%	0	0.00%	0	0.00%	0	0.00%
600	Good intent call, other	1	0.35%	0	0	0.00%	0	0.00%	0	0.00%	0	0.00%	0	0.00%	0	0.00%	0	0.00%
611	Dispatched & canceled en route	27	9.38%	0	0	0.00%	0	0.00%	0	0.00%	0	0.00%	0	0.00%	0	0.00%	0	0.00%

CODE	DESCRIPTOR	FREQ	FREQ %	EXPs	CIV DTHS	CIV DTHS	CIV INJ	CIV INJS	FF DTHS	FF DTHS	FF INJ	FF INJS	PROP LOSS	PROP LOSS	CONT LOSS	CONT LOSS	TOTAL LOSS	TOTAL LOSS %
622	No incident found on arrival at dispatch address	6	2.08%	0	0	0.00%	0	0.00%	0	0.00%	0	0.00%	0	0.00%	0	0.00%	0	0.00%
650	Steam, other gas mistaken for smoke, other	1	0.35%	0	0	0.00%	0	0.00%	0	0.00%	0	0.00%	0	0.00%	0	0.00%	0	0.00%
651	Smoke scare, odor of smoke	1	0.35%	0	0	0.00%	0	0.00%	0	0.00%	0	0.00%	0	0.00%	0	0.00%	0	0.00%
733	Smoke detector activation due to malfunction	6	2.08%	0	0	0.00%	0	0.00%	0	0.00%	0	0.00%	0	0.00%	0	0.00%	0	0.00%
735	Alarm system sounded due to malfunction	3	1.04%	0	0	0.00%	0	0.00%	0	0.00%	0	0.00%	0	0.00%	0	0.00%	0	0.00%
740	Unintentional transmission of alarm, other	1	0.35%	0	0	0.00%	0	0.00%	0	0.00%	0	0.00%	0	0.00%	0	0.00%	0	0.00%
741	Sprinkler activation, no fire - unintentional	0	0.00%	0	0	0.00%	0	0.00%	0	0.00%	0	0.00%	0	0.00%	0	0.00%	0	0.00%
743	Smoke detector activation, no fire - unintentional	7	2.43%	0	0	0.00%	0	0.00%	0	0.00%	0	0.00%	0	0.00%	0	0.00%	0	0.00%
744	Detector activation, no fire - unintentional	2	0.69%	0	0	0.00%	0	0.00%	0	0.00%	0	0.00%	0	0.00%	0	0.00%	0	0.00%
745	Alarm system activation, no fire - unintentional	13	4.51%	0	0	0.00%	0	0.00%	0	0.00%	0	0.00%	0	0.00%	0	0.00%	0	0.00%
746	Carbon monoxide detector activation, no CO	1	0.35%	0	0	0.00%	0	0.00%	0	0.00%	0	0.00%	0	0.00%	0	0.00%	0	0.00%
Totals		288	100%	1	0	100%	0	100%	0	100%	0	100%	1,750	100%	0	100%	1,750	100%
Mutual Aid Given Incidents		15																

Training Division Monthly Report

September 2023

Overview

The Training Division delivered refresher training on both Rapid Intervention Team (RIT) operations and oriented search techniques to the Suppression Division. Monthly training included territory familiarization, core competency check-offs, special operations training, and company level drills chosen by company officers. Training hours during the month of September totaled 2,686.

Outside Schools

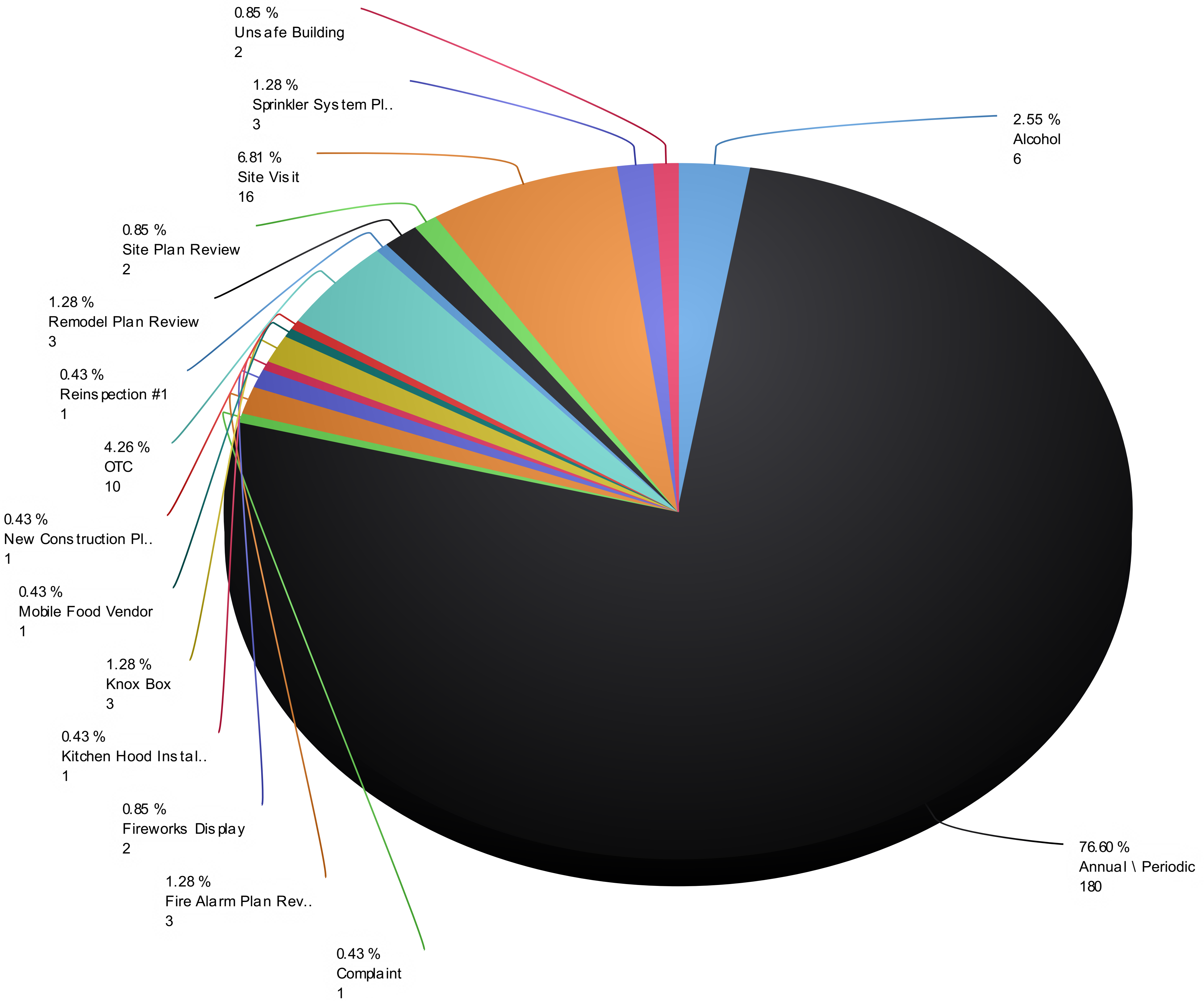
1 of the department's fire inspectors attended Fire Inspection Principles 2: Inspection of Structures and Systems at the National Fire Academy in Emmitsburg, MD

4 hazardous materials technicians attended PropaneIQ hands-on-training hosted by Gordon County Fire Rescue

Inspection Visit History by Inspection Type

09/01/2023-09/30/2023

- Alcohol
- Annual \ Periodic
- Complaint
- Fire Alarm Plan Review
- Fireworks Display
- Kitchen Hood Installation
- Knox Box
- Mobile Food Vendor
- New Construction Plan Review
- OTC
- Reinspection #1
- Remodel Plan Review
- Site Plan Review
- Site Visit
- Sprinkler System Plan Review
- Unsafe Building



Total of Inspection Type: 235