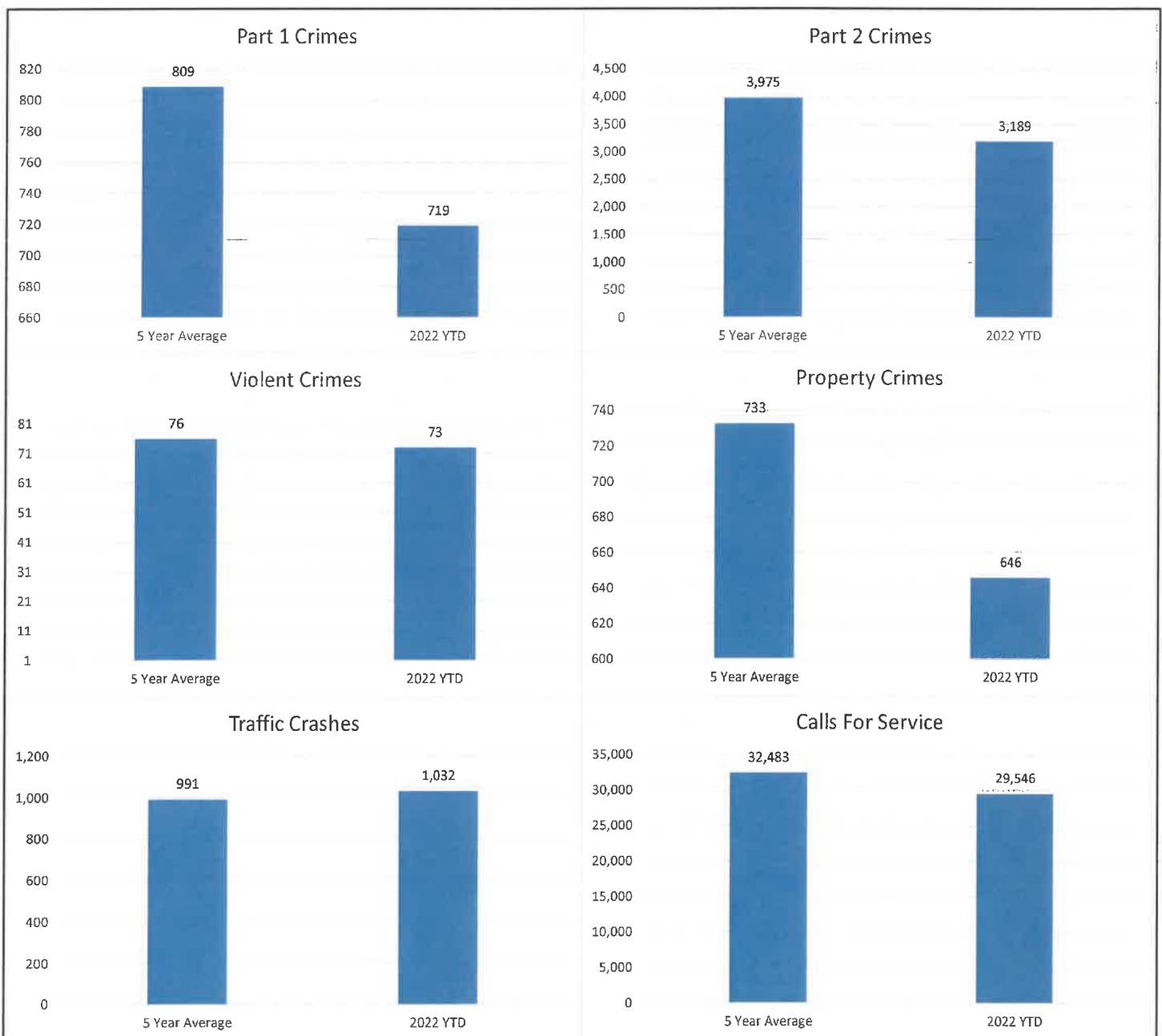


**DALTON POLICE DEPARTMENT  
PUBLIC SAFETY COMMISSION MEETING  
OCTOBER 25, 2022**

**Summary of Data and Crime Statistics for September 2022**







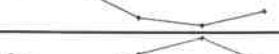








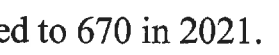

**General**

The following statistics compare 2022 year-to-date statistics with the previous five years. Part 1 crimes are approximately 11.1% lower than the five-year statistics. Part 2 crimes have decreased by approximately 19.8% during the same time. Property crimes show a decrease of approximately 11.8% from the five-year average. Violent crimes have decreased by approximately 3.9% from the five-year average. Traffic crashes are approximately 4.1% higher than the five-year average. Calls for service show a decrease of approximately 9.0% during the same time.



**DALTON POLICE DEPARTMENT  
PUBLIC SAFETY COMMISSION MEETING  
OCTOBER 25, 2022**

DALTON POLICE DEPARTMENT CRIME DASHBOARD YTD 2018-2022  
**September 2022**

	2018	2019	2020	2021	2022	TREND
Part I Crimes YTD	897	869	691	670	719	
Homicides	0	1	0	1	2	
Rape	8	15	6	13	9	
Robbery	24	5	15	5	17	
Aggravated Assault	42	49	48	60	45	
<b>Violent Crime Totals</b>	<b>74</b>	<b>70</b>	<b>69</b>	<b>79</b>	<b>73</b>	
Burglary	102	84	71	73	60	
Larceny-Theft	658	672	488	441	527	
Motor Vehicle Theft	60	43	62	76	54	
Arson	3	0	1	1	5	
<b>Property Crime Totals</b>	<b>823</b>	<b>799</b>	<b>622</b>	<b>591</b>	<b>646</b>	
Violent Crime Clearance	59%	76%	61%	66%	64%	
Property Crime Clearance	35%	40%	31%	43%	47%	
Part I Arrests	264	305	208	214	256	
Citations	10,464	9,600	8,842	8,000	8,923	
Calls for Service	31,711	33,030	36,544	30,718	29,546	
Traffic Crashes	1,026	1,033	829	1,012	1,032	

### Analysis

In the year to date 2022 there have been 719 Part 1 crimes reported, compared to 670 in 2021. Traffic crashes have increased approximately 2% from 2021. Calls for service have decreased by approximately 3.8% from 2021.

There have been 73 violent crimes reported 2022 YTD compared to 79 reported violent crimes 2021 YTD. There have been 45 aggravated assaults reported in 2022 compared to 60 in 2021. Year to date property crimes have shown an increase of approximately 9.3% when compared to 2021 YTD statistics.

Based on the statistics from the previous five years, property crime numbers are lower than the average of 733. Violent crime numbers are slightly lower than the five-year average of 76.

**DALTON POLICE DEPARTMENT  
PUBLIC SAFETY COMMISSION MEETING  
OCTOBER 25, 2022**

DALTON POLICE DEPARTMENT CRIME STATISTICS												
	INCIDENTS				CLEARANCES				ARRESTS			
			2022	2021			2022	2021			2022	2021
	9/22	9/21	YTD	YTD	9/22	9/21	YTD	YTD	9/22	9/21	YTD	YTD
Part I Offenses												
Homicide	1	0	2	1	0	0	0	3	0	0	1	3
Rape	1	2	9	13	0	0	6	7	0	0	2	1
Robbery	4	2	17	5	2	1	18	6	2	0	16	2
Aggravated Assault	5	3	45	60	6	2	23	36	5	1	19	29
Burglary	8	10	60	73	1	4	22	25	1	4	13	20
Larceny - Theft	79	54	527	441	35	29	267	195	31	26	197	145
Motor Vehicle Theft	6	0	54	76	2	1	16	33	1	1	7	14
Arson	0	0	5	1	0	0	1	0	0	0	1	0
PART I SUBTOTAL	104	71	719	670	46	37	353	305	40	32	256	214
Part II Offenses												
Other Assaults - not agg.	30	25	265	260	20	18	220	240	18	10	150	170
Forgery/Counterfeiting	6	5	54	43	2	4	18	14	2	2	15	8
Fraud	19	20	131	134	3	2	27	46	3	1	17	32
Embezzlement	0	0	0	1	0	0	0	1	0	0	0	0
Stolen Property	0	0	8	9	0	0	4	3	0	0	4	2
Vandalism	23	27	182	219	4	9	54	68	4	7	35	43
Weapons Violations	3	3	37	38	2	1	35	44	2	0	35	41
Commercial Sex	0	0	2	0	0	0	1	0	0	0	0	0
Other Sex Offenses	5	1	34	42	1	3	18	27	0	0	5	9
Drug Sales	2	6	46	57	1	2	42	48	1	1	37	47
Drug Possession	19	20	184	240	16	13	143	228	10	11	112	198
Gambling	0	0	0	0	0	0	0	0	0	0	0	0
Offenses Against Family/Children	8	4	37	38	6	2	30	27	6	0	25	23
Liquor Violations	4	10	57	50	4	9	50	43	3	9	48	42
Drunkenness	3	15	70	85	3	14	64	83	3	14	63	82
Other Disorderly Conduct	19	21	116	142	10	23	94	113	7	20	69	88
Curfew Violations	0	2	6	17	0	1	2	11	0	1	2	10
All Other Offenses	172	207	1811	2205	207	172	2167	2193	200	122	1987	1871
DUI	14	15	149	161	14	14	154	162	14	14	154	161
Human Trafficking	0	0	0	0	0	0	0	0	0	0	0	0
PART II SUBTOTAL	327	381	3189	3741	293	287	3123	3351	273	212	2758	2827
PART I AND II TOTAL	431	452	3908	4411	339	324	3476	3656	313	244	3014	3041
Crashes	2022 2021				Enforcement				2022 2021			
	9/22	9/21	YTD	YTD					9/22	9/21	YTD	YTD
Public Roadway	130	93	1,032	1,012					458	608	4,871	4,966
									309	478	4,052	3,034
911 Calls	3,170	3,582	29,546	30,718					767	1,086	8,923	8,000

**DALTON POLICE DEPARTMENT  
PUBLIC SAFETY COMMISSION MEETING  
OCTOBER 25, 2022**

**Summary of Significant Events for September 2022**

During the month of September 2022 there was one homicide, which was cleared by arrest after investigation. There were four reported robberies, two were cleared by arrest and the other two are currently active. There were five reported aggravated assault, each of which have been cleared by arrest. There were eight reported burglaries, three have been cleared by arrest and four are currently active.

---

22-5651	Homicide	905 Liddell St
---------	----------	----------------

Officers were dispatched to the above location in reference to a medical call regarding a female who was unresponsive. Upon arrival, the female was found to be unresponsive and there was a significant amount of blood in the apartment. The live-in boyfriend was present at this time, but denied knowing what happened to her. It was discovered the female had multiple injuries to her body when she arrived to the hospital. The female passed away after several days in the hospital. The boyfriend was questioned multiple times and denied involvement.

22-005244	Burglary	2708 Airport Rd
-----------	----------	-----------------

At approximately in the morning an unidentified subject gained access to the business by breaking the door glass in the front of the store. He entered the business and broke into several cases, taking items of value including Pokémon cards and comic books. The estimated retail value of all the items stolen was said to be \$20,000. Upon investigation, it was discovered the subject attempted to sell the items to various comic book stores in the area. Several weeks after the burglary, a male subject attempted to sell items from a similar burglary in Knoxville at this location. The suspects were identified and a search warrant was conducted. Items from both burglaries were recovered and the suspects arrested.

22-005362	Robbery	785 Shugart Rd
-----------	---------	----------------

A male subject went inside VIP Tobacco asking for vapes. He then pulled out a firearm and hopped over the counter, where he grabbed cash and vapes. The suspect fled outside to the south parking lot, where it was reported that white passenger car picked him up. Upon investigation, it was discovered that the juvenile who called in as a witness to the incident was the person who committed the robbery. A search warrant was obtained and items from the robbery were recovered. The suspect was arrested.

22-005396	Burglary	1000 E Morris St
-----------	----------	------------------

Tienda La Davina was burglarized in the early morning hours. The lone suspect broke the front glass, entered the business, and stole numerous Nike shoes and an iPad. Upon investigation, a suspect was identified. Multiple search warrants were executed and items from multiple burglaries were located. The suspect was arrested.

22-005472	Burglary	1218 N Thornton Ave
-----------	----------	---------------------

La Curva restaurant was burglarized during the evening hours. The suspect had turned the power off to the business from the outside breaker prior to entry. During the interview of the suspect from the burglary from Tienda La Davina, the suspect confessed to this burglary.

**DALTON POLICE DEPARTMENT  
PUBLIC SAFETY COMMISSION MEETING  
OCTOBER 25, 2022**

**September 2022 Crash Statistics**

In September 2022 there were 130 non-private property crashes reported. While total crashes increased, injury crashes, and total injuries decreased from August 2022. Angle and rear end crashes were the most prevalent during September 2022. Following too closely was the leading contributing factor in non-injury, while failure to yield was the leading contributing factor for injury crashes. Walnut Ave had the highest number of injury and non-injury crashes in September 2022.

**September 2022 Crash Statistics**

<b>Total Crashes</b>	<b>September 2022</b>	<b>August 2022</b>	<b>Change</b>	<b>YTD 2022</b>	<b>YTD 2021</b>	<b>Change</b>
	130	115	13.0%	1032	1012	2.0%
<b>Injury Crashes</b>	<b>Total</b>	<b>Complaint</b>	<b>Minor</b>	<b>Serious</b>	<b>Fatality</b>	<b>Multiple</b>
	27	19	5	3	0	5
<b>Total Injuries</b>	34					
<b>DUI Crashes</b>	<b>Speed Crashes</b>	<b>Distracted Crashes</b>	<b>Following Too Closely Crashes</b>			
4	5	10	26			
<b>Day of the Week</b>	<b>Total</b>		<b>Time of Day</b>	<b>Total</b>		
Monday	26		0000 - 0559	4		
Tuesday	23		0600 - 0859	18		
Wednesday	13		0900 - 1059	12		
Thursday	24		1100 - 1359	19		
Friday	24		1400 - 1559	21		
Saturday	9		1600 - 1859	38		
Sunday	11		1900 - 2159	18		
			2200 - 2359	0		
<b>Collision Type</b>	<b>Total</b>		<b>Contributing Factors</b>	<b>Total</b>		
Angle	61		Failure to Yield	29		
Rear End	33		Following Too Closely	26		
Collision with an Object	19		Other	16		
Sideswipe - Same Direction	14		Distracted	10		
Sideswipe - Opposite Direction	2		Improper Turn	9		
Head On	1					
<b>Top Streets</b>	<b>Total Crashes</b>	<b>% Total</b>	<b>Injuries</b>	<b>% Injuries</b>		
Walnut Ave	26	20.0%	10	29.4%		
Chattanooga Rd	17	13.1%	5	14.7%		
Glenwood Ave	10	7.7%	3	8.8%		
Thornton Ave	6	4.6%	1	2.9%		
Shugart Rd	5	3.8%	3	8.8%		
<b>Selective Enforcement Details</b>	<b>Locations</b>		<b>Total Details</b>	<b>Violations</b>		
September 2022	College Dr, MLK Jr Blvd		3	27		