



# Dalton Fire Department

404 School Street, Dalton, GA 30720

Phone: 706-278-7363

## Detailed Selected Statistics and Management Activity

By Incident Type

Report Period: 12/01/22 - 12/31/22 23:59:59

CODE	DESCRIPTOR	FREQUENCY	FREQ. PERCENT	EXPs	AVG # SUPPR. PERS	AVG # EMS PERS	AVG # OTHER PERS	AVG # SUPPR. APPR.	AVG # EMS APPR.	AVG # OTHER APPR.	AVERAGE # MAN HOURS	TOTAL MAN HOURS	AVERAGE RESPONSE TIME (min)
111	Building fire	5	1.36%	2	15.2	0	1.6	5	0.00	1.2	40.66	161.83333 1	3.83
123	Fire in portable building, fixed location	1	0.27%	0	15	0	2	5	0.00	1	35.42	18.016666	3.15
131	Passenger vehicle fire	3	0.81%	1	12	0	2.67	4	0.00	1.33	25.50	68.750000	5.12
132	Road freight or transport vehicle fire	1	0.27%	0	15	0	1	5	0.00	1	57.33	48.233333	2.50
142	Brush or brush-and-grass mixture fire	1	0.27%	0	3	0	0	1	0.00	0	0.40	.400000	0.00
251	Excessive heat, scorch burns with no ignition	1	0.27%	0	15	0	1	5	0.00	1	21.07	12.466666	5.30
311	Medical assist, assist EMS crew	184	49.86%	0	0.03	3.11	0.01	0.01	1.01	0.01	1.03	186.68332 7	4.90
322	Motor vehicle accident with injuries	18	4.88%	0	0	4.67	0.5	0	1.56	0.22	2.26	32.083331	3.18
323	Motor vehicle/pedestrian accident (MV Ped)	5	1.36%	0	0	3.8	0	0	1.20	0	1.05	4.100000	3.21
324	Motor vehicle accident with no injuries.	11	2.98%	0	0.64	5.18	0.18	0.18	1.73	0.18	2.05	18.033332	4.64
353	Removal of victim(s) from stalled elevator	1	0.27%	0	6	0	0	2	0.00	0	7.30	7.300000	5.22
410	Combustible/flammable gas/liquid condition, other	1	0.27%	0	13	0	1	4	0.00	1	2.80	2.700000	3.13
411	Gasoline or other flammable liquid spill	1	0.27%	0	6	0	0	2	0.00	0	1.70	1.700000	4.32

CODE	DESCRIPTOR	FREQUENCY	FREQ. PERCENT	EXPS	AVG # SUPPR. PERS	AVG # EMS PERS	AVG # OTHER PERS	AVG # SUPPR. APPR.	AVG # EMS APPR.	AVG # OTHER APPR.	AVERAGE # MAN HOURS	TOTAL MAN HOURS	AVERAGE RESPONSE TIME (min)
412	Gas leak (natural gas or LPG)	2	0.54%	0	10.5	0	0.5	3.5	0.00	0.5	4.31	8.200000	3.21
424	Carbon monoxide incident	1	0.27%	0	6	0	1	2	0.00	1	4.08	4.033333	6.77
442	Overheated motor	1	0.27%	0	3	0	0	1	0.00	0	0.50	.500000	0.00
443	Breakdown of light ballast	1	0.27%	0	15	0	1	5	0.00	1	7.73	6.033333	3.02
444	Power line down	4	1.08%	0	3.75	0	0.25	1.25	0.00	0.25	2.53	8.866666	5.41
445	Arcing, shorted electrical equipment	2	0.54%	0	9	0	0.5	3	0.00	0.5	6.02	11.083333	4.86
500	Service Call, other	4	1.08%	0	3	0	0	1	0.00	0	0.87	3.500000	5.00
520	Water problem, other	1	0.27%	0	3	0	0	1	0.00	0	1.35	1.350000	5.77
522	Water or steam leak	13	3.52%	0	7.69	0	0.54	2.46	0.00	0.54	6.54	72.683329	4.35
550	Public service assistance, other	1	0.27%	0	3	0	0	1	0.00	0	0.90	.900000	6.72
551	Assist police or other governmental agency	1	0.27%	0	3	0	0	1	0.00	0	0.35	.350000	2.37
553	Public service	1	0.27%	0	3	0	1	1	0.00	1	1.33	1.300000	6.68
561	Unauthorized burning	2	0.54%	0	3.5	0	0	1	0.00	0	0.76	1.516666	5.11
611	Dispatched & canceled en route	28	7.59%	0	3.11	2.07	0.21	1	0.68	0.21	0.29	7.199997	0.00
622	No incident found on arrival at dispatch address	8	2.17%	0	2.25	2.63	0.13	0.75	0.88	0.13	0.85	6.316666	4.19
651	Smoke scare, odor of smoke	6	1.63%	0	7.67	0	0.67	2.5	0.00	0.67	2.78	17.916665	3.31
671	HazMat release investigation w/no HazMat	1	0.27%	0	17	0	2	5	0.00	1	4.43	3.033332	3.37
700	False alarm or false call, other	1	0.27%	0	15	0	1	5	0.00	1	3.47	3.466666	3.93
715	Local alarm system, malicious false alarm	1	0.27%	0	9	0	4	3	0.00	2	5.63	4.433333	3.83

CODE	DESCRIPTOR	FREQUENCY	FREQ. PERCENT	EXPs	AVG # SUPPR. PERS	AVG # EMS PERS	AVG # OTHER PERS	AVG # SUPPR. APPR.	AVG # EMS APPR.	AVG # OTHER APPR.	AVERAGE # MAN HOURS	TOTAL MAN HOURS	AVERAGE RESPONSE TIME (min)
731	Sprinkler activation due to malfunction	10	2.71%	0	10.2	0	0.6	3.3	0.00	0.6	5.90	45.399997	3.90
732	Extinguishing system activation due to malfunction	1	0.27%	0	14	0	2	4	0.00	1	13.60	12.266666	4.72
733	Smoke detector activation due to malfunction	2	0.54%	0	14	0	1	4.5	0.00	1	5.25	6.216665	4.07
735	Alarm system sounded due to malfunction	13	3.52%	0	12.08	0	1.15	3.77	0.00	0.92	6.41	48.283327	4.55
741	Sprinkler activation, no fire - unintentional	6	1.63%	0	10.17	0	1	3.17	0.00	1	8.47	40.883330	4.93
743	Smoke detector activation, no fire - unintentional	9	2.44%	0	11.89	0	1.44	3.78	0.00	0.89	3.46	22.933329	4.09
744	Detector activation, no fire - unintentional	2	0.54%	0	12.5	0	1	4	0.00	1	3.71	4.333333	4.27
745	Alarm system activation, no fire - unintentional	14	3.79%	0	11.64	0	1.29	3.79	0.00	0.93	3.69	37.433328	4.72
<b>Totals</b>		<b>369</b>	<b>100%</b>	<b>3</b>	<b>3.40</b>	<b>2.20</b>	<b>0.35</b>	<b>1.09</b>	<b>0.72</b>	<b>0.27</b>	<b>3.13</b>	<b>942.73</b>	<b>4.22</b>
<b>Mutual Aid Given Incidents</b>		<b>14</b>											



# Dalton Fire Department

404 School Street, Dalton, GA 30720

Phone: 706-278-7363

## Response Summary by Station

Report Period: 12/01/22 - 12/31/22 23:59:59

Station	Responses	% Fire	% EMS	Other	Per Day
Station 1	128	4.69	52.34	42.97	4.27
Station 2	73	1.37	58.9	39.73	2.43
Station 3	84	0	63.1	36.9	2.8
Station 4	49	2.04	69.39	28.57	1.63
Station 5	48	4.17	54.17	41.67	1.6

**Total 382**



# Dalton Fire Department

404 School Street, Dalton, GA 30720

Phone: 706-278-7363

## Breakdown by Incident Type

Report Period: 12/01/22 - 12/31/22 23:59:59

Incident Type	Incidents	Exposures
311 Medical assist, assist EMS crew	185	0
611 Dispatched & canceled en route	34	0
322 Motor vehicle accident with injuries	20	0
745 Alarm system activation, no fire - unintentional	15	0
735 Alarm system sounded due to malfunction	13	0
522 Water or steam leak	13	0
324 Motor vehicle accident with no injuries.	12	0
731 Sprinkler activation due to malfunction	10	0
743 Smoke detector activation, no fire - unintentional	9	0
622 No incident found on arrival at dispatch address	8	0
651 Smoke scare, odor of smoke	6	0
741 Sprinkler activation, no fire - unintentional	6	0
323 Motor vehicle/pedestrian accident (MV Ped)	5	0
444 Power line down	4	0
445 Arcing, shorted electrical equipment	4	0
500 Service Call, other	4	0
111 Building fire	3	2
131 Passenger vehicle fire	3	1
412 Gas leak (natural gas or LPG)	3	0
561 Unauthorized burning	2	0
733 Smoke detector activation due to malfunction	2	0
744 Detector activation, no fire - unintentional	2	0
732 Extinguishing system activation due to malfunction	1	0
671 HazMat release investigation w/no HazMat	1	0

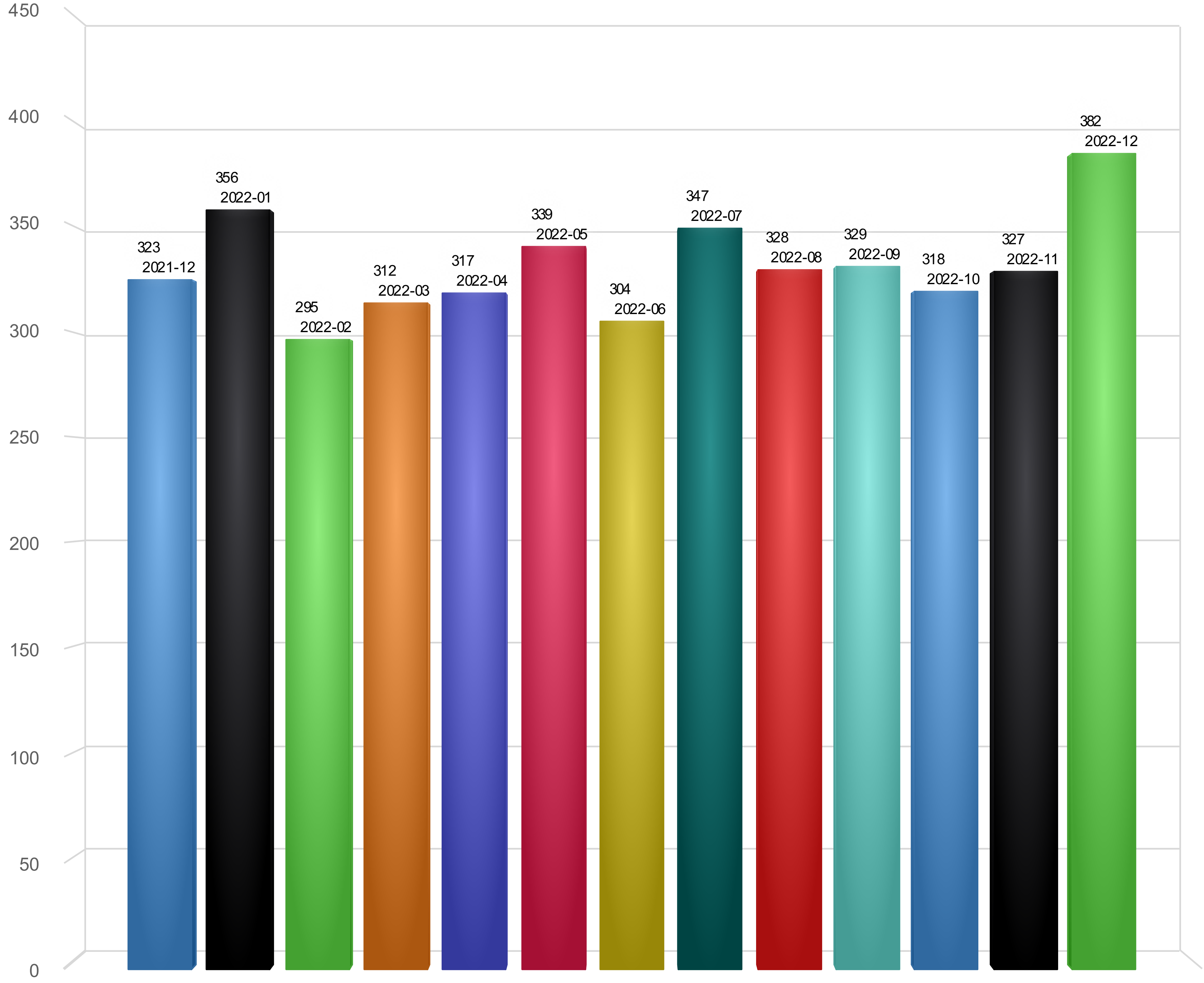
Incident Type	Incidents	Exposures
700 False alarm or false call, other	1	0
715 Local alarm system, malicious false alarm	1	0
520 Water problem, other	1	0
550 Public service assistance, other	1	0
551 Assist police or other governmental agency	1	0
553 Public service	1	0
424 Carbon monoxide incident	1	0
442 Overheated motor	1	0
443 Breakdown of light ballast	1	0
353 Removal of victim(s) from stalled elevator	1	0
410 Combustible/flammable gas/liquid condition, other	1	0
411 Gasoline or other flammable liquid spill	1	0
132 Road freight or transport vehicle fire	1	0
142 Brush or brush-and-grass mixture fire	1	0
251 Excessive heat, scorch burns with no ignition	1	0
118 Trash or rubbish fire, contained	1	0
123 Fire in portable building, fixed location	1	0

	Incidents	Exposures
<b>Total</b>	<b>382</b>	<b>3</b>

# Incidents by Months

## 12/01/21-12/31/2022

- 2021-12
- 2022-01
- 2022-02
- 2022-03
- 2022-04
- 2022-05
- 2022-06
- 2022-07
- 2022-08
- 2022-09
- 2022-10
- 2022-11
- 2022-12



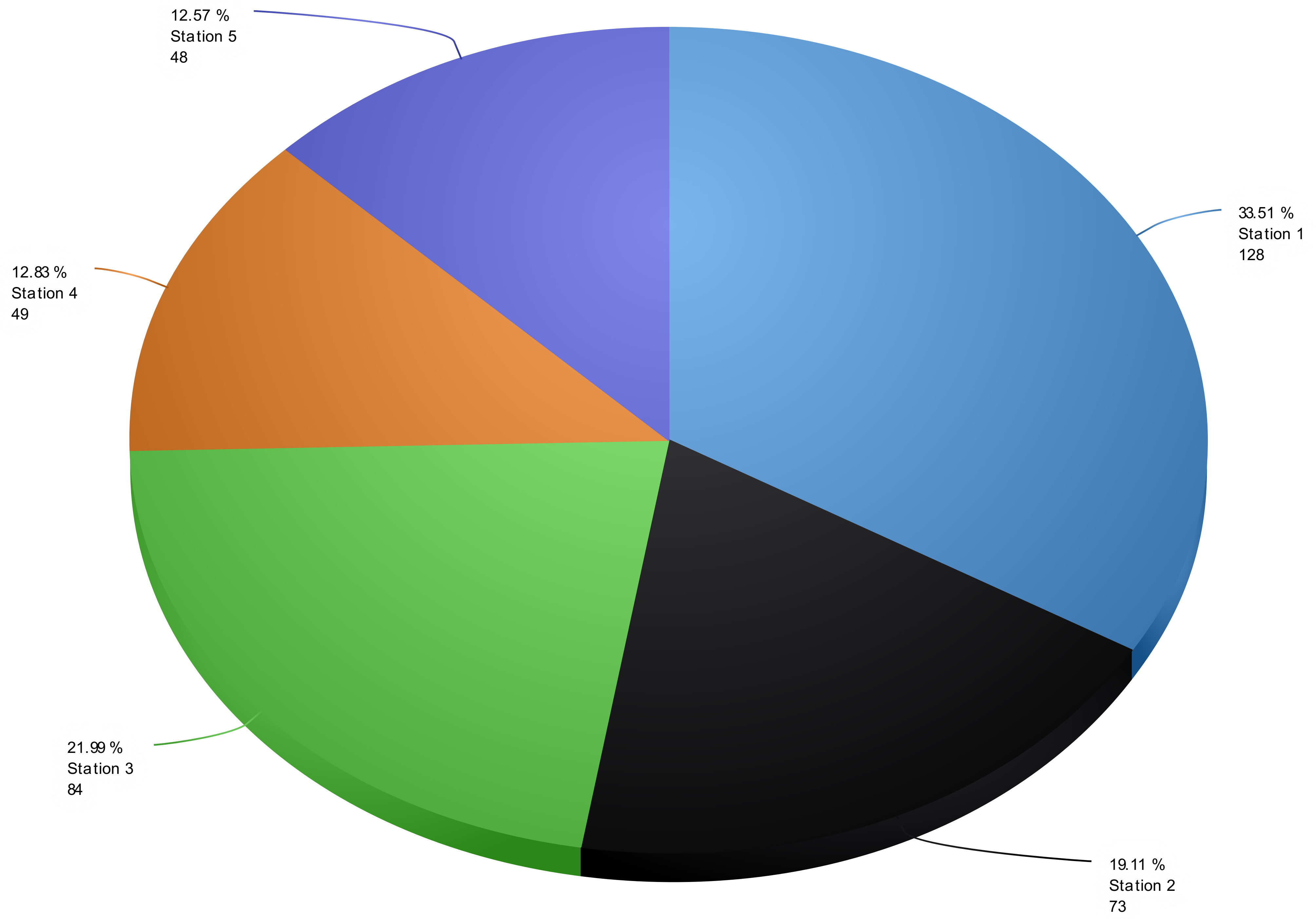
Incident Count

Total of Month: 4,277

# Incidents by Stations

12/01/2022-12/31/2022

- Station 1
- Station 2
- Station 3
- Station 4
- Station 5



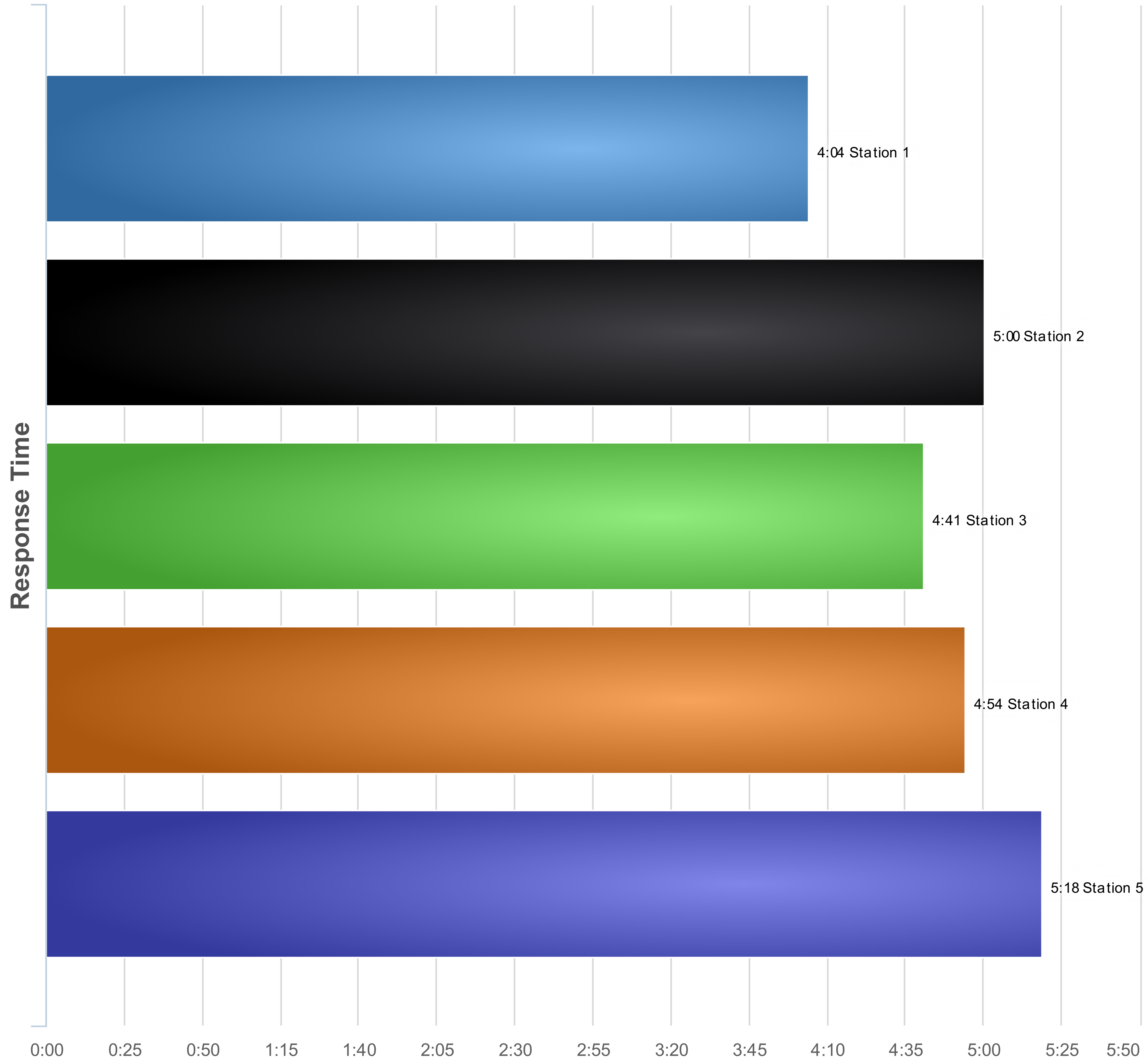
Total of Station: 382



# Average Response Time by Station

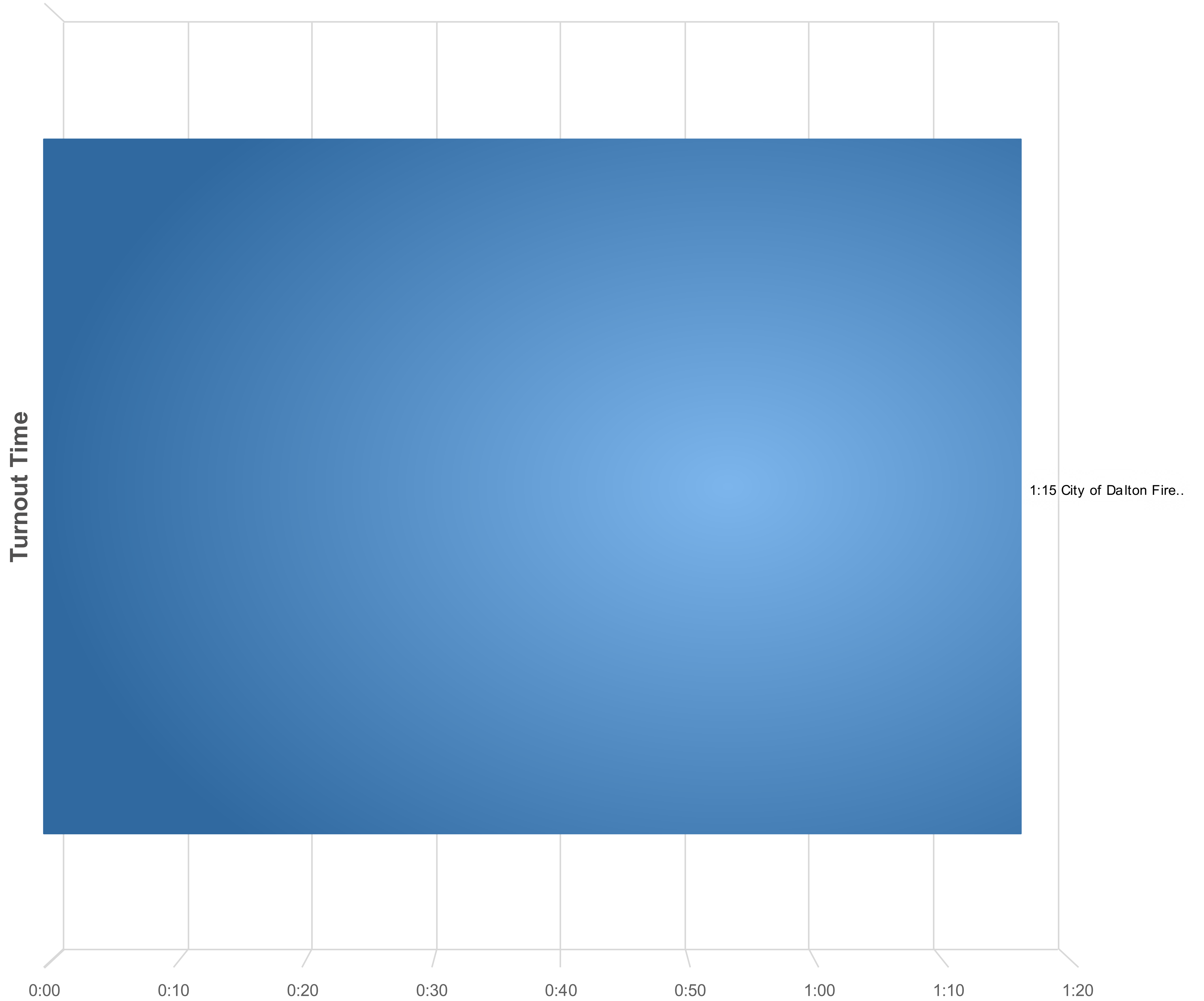
12/01/2022-12/31/2022

- Station 1
- Station 2
- Station 3
- Station 4
- Station 5



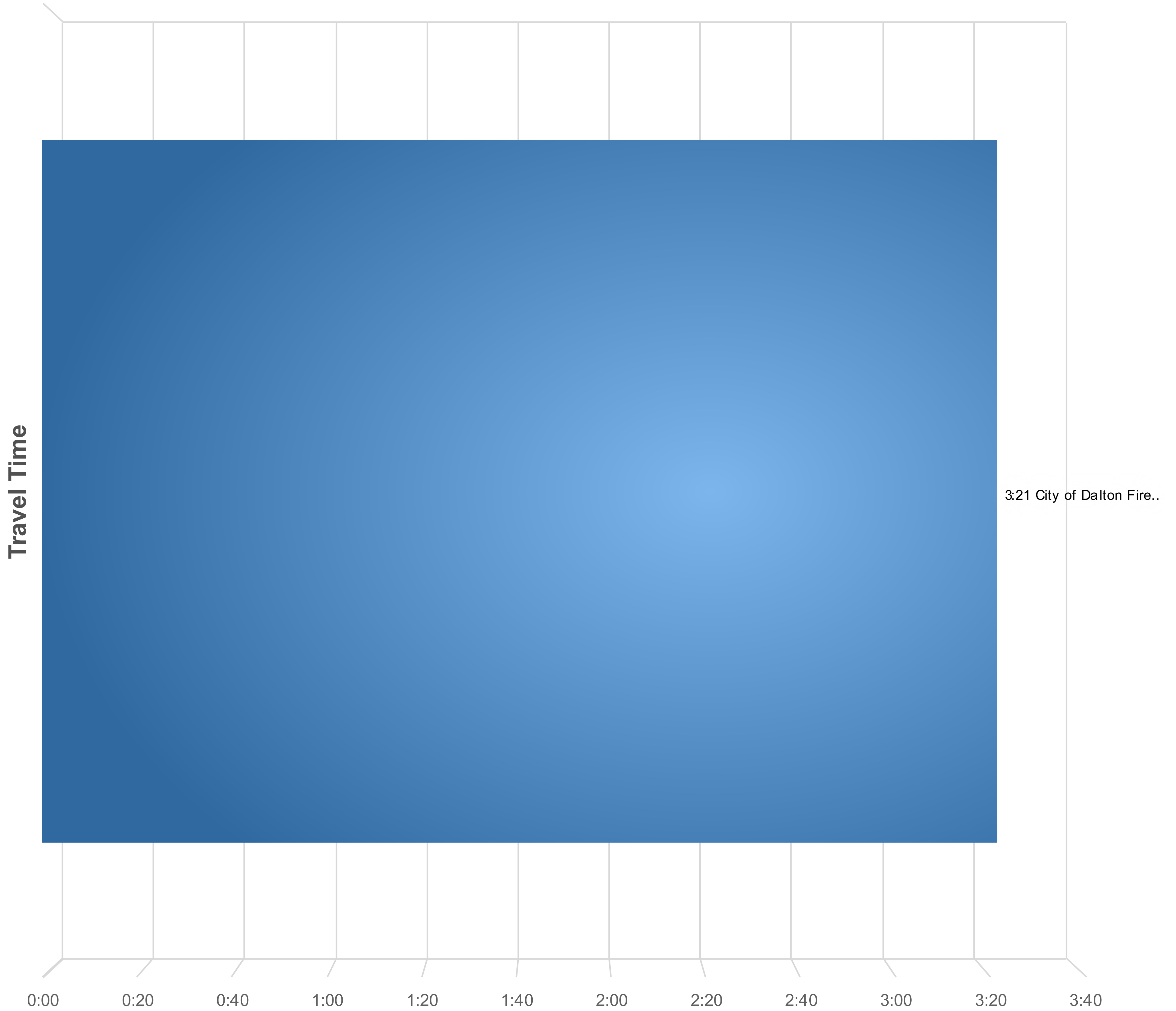
Total of Station: 4:39

# Department Average Turnout Time (Alarm-> First En Route) 12/01/22-12/31/22



# Department Average Travel Time (First En Route -> First Unit Arrival)

12/01/22-12/31/22





# Dalton Fire Department

404 School Street, Dalton, GA 30720

Phone: 706-278-7363

## Staff Hours by Incident Type

Report Period: 12/01/22 - 12/31/22 23:59:59

Incident Type	Hours
311 Medical assist, assist EMS crew	188.24
111 Building fire	161.84
522 Water or steam leak	72.68
131 Passenger vehicle fire	68.75
735 Alarm system sounded due to malfunction	48.30
132 Road freight or transport vehicle fire	48.23
731 Sprinkler activation due to malfunction	45.40
741 Sprinkler activation, no fire - unintentional	40.90
322 Motor vehicle accident with injuries	38.01
745 Alarm system activation, no fire - unintentional	37.79
743 Smoke detector activation, no fire - unintentional	22.93
324 Motor vehicle accident with no injuries.	20.43
123 Fire in portable building, fixed location	18.02
651 Smoke scare, odor of smoke	17.91
445 Arcing, shorted electrical equipment	15.88
251 Excessive heat, scorch burns with no ignition	12.47
732 Extinguishing system activation due to malfunction	12.27
412 Gas leak (natural gas or LPG)	9.05
444 Power line down	8.87
611 Dispatched & canceled en route	8.60
353 Removal of victim(s) from stalled elevator	7.30
622 No incident found on arrival at dispatch address	6.32
733 Smoke detector activation due to malfunction	6.22
443 Breakdown of light ballast	6.03

<b>Incident Type</b>	<b>Hours</b>
715 Local alarm system, malicious false alarm	4.43
744 Detector activation, no fire - unintentional	4.33
323 Motor vehicle/pedestrian accident (MV Ped)	4.10
424 Carbon monoxide incident	4.03
118 Trash or rubbish fire, contained	3.60
500 Service Call, other	3.50
700 False alarm or false call, other	3.47
671 HazMat release investigation w/no HazMat	3.03
410 Combustible/flammable gas/liquid condition, other	2.70
411 Gasoline or other flammable liquid spill	1.70
561 Unauthorized burning	1.52
520 Water problem, other	1.35
553 Public service	1.30
550 Public service assistance, other	0.90
442 Overheated motor	0.50
142 Brush or brush-and-grass mixture fire	0.40
551 Assist police or other governmental agency	0.35

<b>Total</b>	<b>963.65</b>
--------------	---------------



# Dalton Fire Department

404 School Street, Dalton, GA 30720

Phone: 706-278-7363

## Injuries and Property Los

(Dates: 12/01/22 - 12/31/22 23:59:59)

CODE	DESCRIPTOR	FREQ	FREQ %	EXPs	CIV DTHS	CIV DTHS	CIV INJ	CIV INJS	FF DTHS	FF DTHS	FF INJ	FF INJS	PROP LOSS	PROP LOSS	CONT LOSS	CONT LOSS	TOTAL LOSS	TOTAL LOSS %
111	Building fire	5	1.36%	3	2	50.00%	0	0.00%	0	0.00%	0	0.00%	220,000	79.71%	65,000	56.03%	285,000	72.70%
118	Trash or rubbish fire, contained	0	0.00%	0	0	0.00%	0	0.00%	0	0.00%	0	0.00%	0	0.00%	0	0.00%	0	0.00%
123	Fire in portable building, fixed location	1	0.27%	0	0	0.00%	0	0.00%	0	0.00%	0	0.00%	5,500	1.99%	1,000	0.86%	6,500	1.66%
131	Passenger vehicle fire	3	0.81%	1	0	0.00%	0	0.00%	0	0.00%	0	0.00%	10,500	3.80%	0	0.00%	10,500	2.68%
132	Road freight or transport vehicle fire	1	0.27%	0	2	50.00%	0	0.00%	0	0.00%	0	0.00%	40,000	14.49%	50,000	43.10%	90,000	22.96%
142	Brush or brush-and-grass mixture fire	1	0.27%	0	0	0.00%	0	0.00%	0	0.00%	0	0.00%	0	0.00%	0	0.00%	0	0.00%
251	Excessive heat, scorch burns with no ignition	1	0.27%	0	0	0.00%	0	0.00%	0	0.00%	0	0.00%	0	0.00%	0	0.00%	0	0.00%
311	Medical assist, assist EMS crew	184	49.86%	0	0	0.00%	0	0.00%	0	0.00%	0	0.00%	0	0.00%	0	0.00%	0	0.00%
322	Motor vehicle accident with injuries	18	4.88%	0	0	0.00%	0	0.00%	0	0.00%	0	0.00%	0	0.00%	0	0.00%	0	0.00%

CODE	DESCRIPTOR	FREQ	FREQ %	EXPs	CIV DTHS	CIV DTHS	CIV INJ	CIV INJS	FF DTHS	FF DTHS	FF INJ	FF INJS	PROP LOSS	PROP LOSS	CONT LOSS	CONT LOSS	TOTAL LOSS	TOTAL LOSS %
323	Motor vehicle/pedestrian accident (MV Ped)	5	1.36%	0	0	0.00%	0	0.00%	0	0.00%	0	0.00%	0	0.00%	0	0.00%	0	0.00%
324	Motor vehicle accident with no injuries.	11	2.98%	0	0	0.00%	0	0.00%	0	0.00%	0	0.00%	0	0.00%	0	0.00%	0	0.00%
353	Removal of victim(s) from stalled elevator	1	0.27%	0	0	0.00%	0	0.00%	0	0.00%	0	0.00%	0	0.00%	0	0.00%	0	0.00%
410	Combustible/flammable gas/liquid condition, other	1	0.27%	0	0	0.00%	0	0.00%	0	0.00%	0	0.00%	0	0.00%	0	0.00%	0	0.00%
411	Gasoline or other flammable liquid spill	1	0.27%	0	0	0.00%	0	0.00%	0	0.00%	0	0.00%	0	0.00%	0	0.00%	0	0.00%
412	Gas leak (natural gas or LPG)	2	0.54%	0	0	0.00%	0	0.00%	0	0.00%	0	0.00%	0	0.00%	0	0.00%	0	0.00%
424	Carbon monoxide incident	1	0.27%	0	0	0.00%	0	0.00%	0	0.00%	0	0.00%	0	0.00%	0	0.00%	0	0.00%
442	Overheated motor	1	0.27%	0	0	0.00%	0	0.00%	0	0.00%	0	0.00%	0	0.00%	0	0.00%	0	0.00%
443	Breakdown of light ballast	1	0.27%	0	0	0.00%	0	0.00%	0	0.00%	0	0.00%	0	0.00%	0	0.00%	0	0.00%
444	Power line down	4	1.08%	0	0	0.00%	0	0.00%	0	0.00%	0	0.00%	0	0.00%	0	0.00%	0	0.00%
445	Arcing, shorted electrical equipment	2	0.54%	0	0	0.00%	0	0.00%	0	0.00%	0	0.00%	0	0.00%	0	0.00%	0	0.00%
500	Service Call, other	4	1.08%	0	0	0.00%	0	0.00%	0	0.00%	0	0.00%	0	0.00%	0	0.00%	0	0.00%

CODE	DESCRIPTOR	FREQ	FREQ %	EXPs	CIV DTHS	CIV DTHS	CIV INJ	CIV INJS	FF DTHS	FF DTHS	FF INJ	FF INJS	PROP LOSS	PROP LOSS	CONT LOSS	CONT LOSS	TOTAL LOSS	TOTAL LOSS %
520	Water problem, other	1	0.27%	0	0	0.00%	0	0.00%	0	0.00%	0	0.00%	0	0.00%	0	0.00%	0	0.00%
522	Water or steam leak	13	3.52%	0	0	0.00%	0	0.00%	0	0.00%	0	0.00%	0	0.00%	0	0.00%	0	0.00%
550	Public service assistance, other	1	0.27%	0	0	0.00%	0	0.00%	0	0.00%	0	0.00%	0	0.00%	0	0.00%	0	0.00%
551	Assist police or other governmental agency	1	0.27%	0	0	0.00%	0	0.00%	0	0.00%	0	0.00%	0	0.00%	0	0.00%	0	0.00%
553	Public service	1	0.27%	0	0	0.00%	0	0.00%	0	0.00%	0	0.00%	0	0.00%	0	0.00%	0	0.00%
561	Unauthorized burning	2	0.54%	0	0	0.00%	0	0.00%	0	0.00%	0	0.00%	0	0.00%	0	0.00%	0	0.00%
611	Dispatched & canceled en route	28	7.59%	0	0	0.00%	0	0.00%	0	0.00%	0	0.00%	0	0.00%	0	0.00%	0	0.00%
622	No incident found on arrival at dispatch address	8	2.17%	0	0	0.00%	0	0.00%	0	0.00%	0	0.00%	0	0.00%	0	0.00%	0	0.00%
651	Smoke scare, odor of smoke	6	1.63%	0	0	0.00%	0	0.00%	0	0.00%	0	0.00%	0	0.00%	0	0.00%	0	0.00%
671	HazMat release investigation w/no HazMat	1	0.27%	0	0	0.00%	0	0.00%	0	0.00%	0	0.00%	0	0.00%	0	0.00%	0	0.00%
700	False alarm or false call, other	1	0.27%	0	0	0.00%	0	0.00%	0	0.00%	0	0.00%	0	0.00%	0	0.00%	0	0.00%
715	Local alarm system, malicious false alarm	1	0.27%	0	0	0.00%	0	0.00%	0	0.00%	0	0.00%	0	0.00%	0	0.00%	0	0.00%



CODE	DESCRIPTOR	FREQ	FREQ %	EXPs	CIV DTHS	CIV DTHS	CIV INJ	CIV INJS	FF DTHS	FF DTHS	FF INJ	FF INJS	PROP LOSS	PROP LOSS	CONT LOSS	CONT LOSS	TOTAL LOSS	TOTAL LOSS %
731	Sprinkler activation due to malfunction	10	2.71%	0	0	0.00%	0	0.00%	0	0.00%	0	0.00%	0	0.00%	0	0.00%	0	0.00%
732	Extinguishing system activation due to malfunction	1	0.27%	0	0	0.00%	0	0.00%	0	0.00%	0	0.00%	0	0.00%	0	0.00%	0	0.00%
733	Smoke detector activation due to malfunction	2	0.54%	0	0	0.00%	0	0.00%	0	0.00%	0	0.00%	0	0.00%	0	0.00%	0	0.00%
735	Alarm system sounded due to malfunction	13	3.52%	0	0	0.00%	0	0.00%	0	0.00%	0	0.00%	0	0.00%	0	0.00%	0	0.00%
741	Sprinkler activation, no fire - unintentional	6	1.63%	0	0	0.00%	0	0.00%	0	0.00%	0	0.00%	0	0.00%	0	0.00%	0	0.00%
743	Smoke detector activation, no fire - unintentional	9	2.44%	0	0	0.00%	0	0.00%	0	0.00%	0	0.00%	0	0.00%	0	0.00%	0	0.00%
744	Detector activation, no fire - unintentional	2	0.54%	0	0	0.00%	0	0.00%	0	0.00%	0	0.00%	0	0.00%	0	0.00%	0	0.00%
745	Alarm system activation, no fire - unintentional	14	3.79%	0	0	0.00%	0	0.00%	0	0.00%	0	0.00%	0	0.00%	0	0.00%	0	0.00%
<b>Totals</b>		369	100%	4	4	100%	0	100%	0	100%	0	100%	276,000	100%	116,000	100%	392,000	100%
<b>Mutual Aid Given Incidents</b>		15																

# **Training Division Monthly Report**

## **December 2022**

### **Overview**

Biennial recertification training for licensed EMTs and Paramedics continued in December with a session on medical emergencies. Monthly training included territory familiarization, pre-fire training, core competency check-offs, special operations training, and company level drills chosen by company officers. Training hours during the month of December totaled 1,688.

### **Outside Schools**

7 aspiring company officers attended Fire Department Supervision at Gordon County Fire Rescue.

2 firefighters attended Hazardous Materials Technician at GPSTC and attained state and national certification.

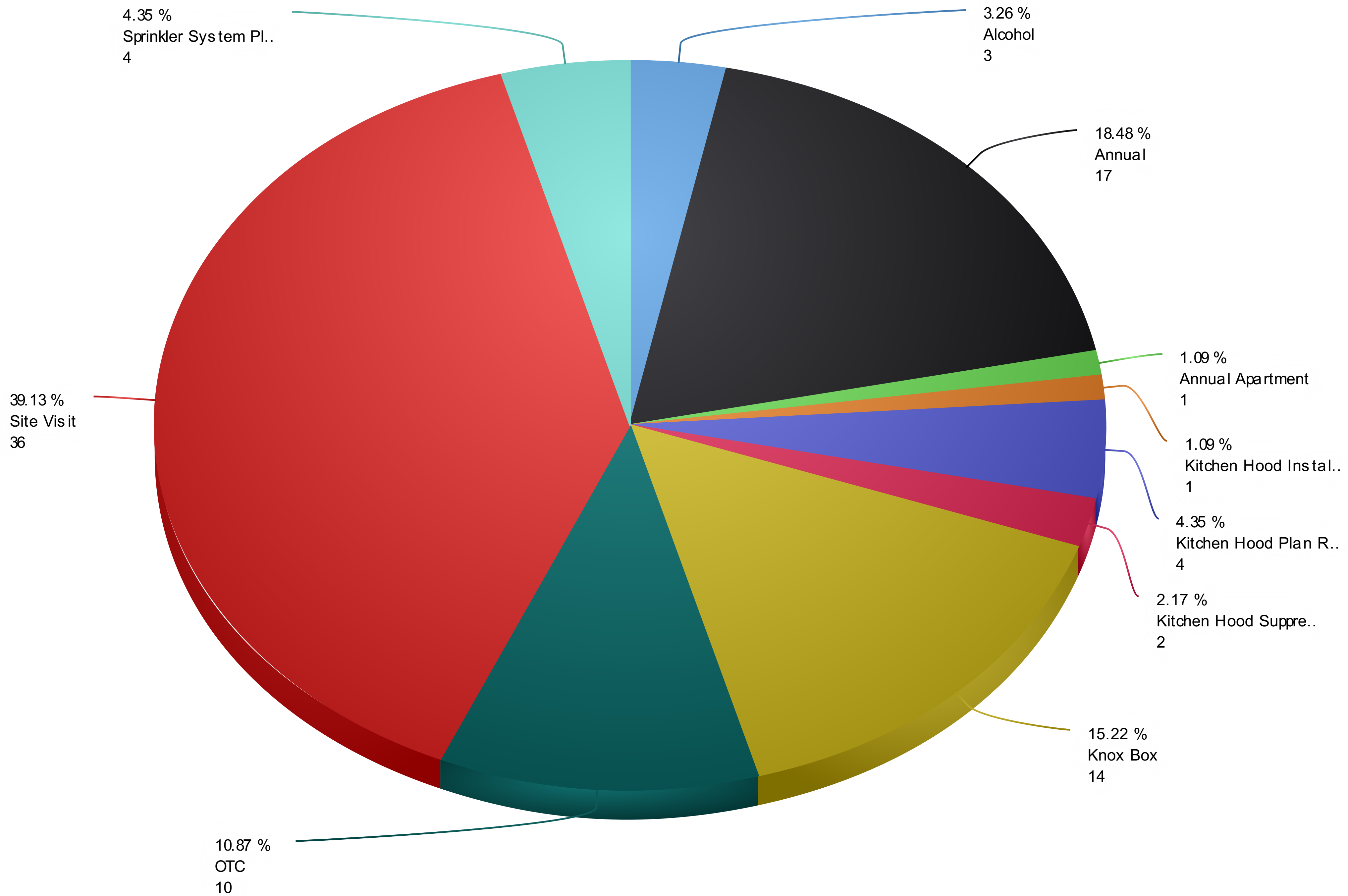
5 students attended Acting Officer in Charge for the Fire Service at Gordon County Fire Rescue.

The department's fleet maintenance coordinators attended Sutphen Technical/Maintenance training in Fort Myers, Florida.

# Inspection Visit History by Inspection Type

12/01/2022-12/31/2022

- Alcohol
- Annual
- Annual Apartment
- Kitchen Hood Installation
- Kitchen Hood Plan Review
- Kitchen Hood Suppression System Plan
- Review
- Knox Box
- OTC
- Site Visit
- Sprinkler System Plan Review



Total of Inspection Type: 92