

# LNC2

SMALL LED LITEPAK

## FEATURES

- 60% more lumens and increased performance than smaller LNC models
- 3000K, 4000K and 5000K as well as Phosphor Converted Amber
- Type II, III and IV distributions available for a variety of application needs
- Quick-mount adapter allows easy installation/maintenance
- 347V and 480V versions for industrial applications and Canada
- Full cut-off, neighbor friendly
- Optional photocontrol for additional energy savings



## CONTROL TECHNOLOGY



## SPECIFICATIONS

### CONSTRUCTION

- Rugged die-cast aluminum housing protects components and provides an architectural appearance
- Casting thermally conducts LED heat to optimize performance and long life
- Powder paint finish provides durability in outdoor environments. Tested to meet 1000 hour salt spray rating.
- Construction tested to ASTM B117 for 1,000 hours of salt spray.

### OPTICS

- Zero uplight distributions using individual acrylic Micro Strike Optics
- LED optics provide IES type III and IV distributions. Optional (CS) acrylic diffuser available for reduced glare
- L96 at 60,000hrs (Projected per IESNA TM-21-11), see table on page 3 for all values

### INSTALLATION

- Quick-mount adapter provides easy installation to wall or to recessed junction boxes (4" square junction box)
- Designed for direct j-box mount.
- Optional 1/2" conduit hubs available (standard for control options and battery versions)

### ELECTRICAL

- 120V-277V universal voltage 50/60Hz 0-10V dimming drivers
- 347V and 480V dimmable driver option available in 25W and 35W configurations
- Minimum operating temperature is -40°C/-40°F
- Drivers have greater than .90 power factor and less than 20% Total Harmonic Distortion
- Driver RoHS and IP66
- 10kA surge protector available as an option
- 3000K CCT nominal, 4000K CCT nominal, 5000K CCT nominal (70 CRI)

### CONTROLS

- Universal button photocontrol for use with 120-277V configurations
- Occupancy sensor options available for complete on/off and dimming control
- NX Lighting Controls™ available that feature dimming and occupancy sensor
- Integral Battery Backup provides emergency lighting for the required 90 minute path of egress. Uses 15 watts of power for about 2000 lumens
- Dual Driver option provides 2 drivers within luminaire but only one set of leads exiting the luminaire, where Dual Power Feed provides two drivers which can be wired independently as two sets of leads are extended from the luminaire. Both options can not be included in one fixture.

### CERTIFICATIONS

- Listed to UL1598 and CSAC22.2#250.0-24 for wet locations
- DLC® (DesignLights Consortium Qualified), with some Premium Qualified configurations. Not all product variations on this page are DLC Qualified. Refer to <http://www.designlights.org/> for the most up-to-date list.
- Fixture is IP65 rated

### WARRANTY

- 5 year warranty

KEY DATA	
Lumen Range	1000-5600
Wattage Range	10-45
Efficacy Range (LPW)	108-124
Weights lbs. (kg)	9.6 (24.5)

**ORDERING GUIDE**

= Service Program  
Limit of 15 luminaires **QS10**  
 Example: LNC2-48L-25-3K7-3-UNV-DBT-PC

CATALOG #

**ORDERING INFORMATION**

Series	Light Engine	CCT/CRI	Distribution	Voltage
LNC2 Small LitePak LNC2	48L-10 1000 lumens 48L-15 2000 lumens 48L-20 2500 lumens 48L-25 3500 lumens <b>48L-35 4500 lumens</b> 48L-45 5600 lumens	3K7 3000K, 70 CRI 4K7 4000K, 70 CRI <b>5K7 5000K, 70 CRI</b> AP Amber Phosphor Converted <sup>1</sup>	3 Type 3 <b>4W Type 4 Wide</b>	<b>UNV 120-277V</b> 120 120V 208 208V 240 240V 277 277V 347 347V <sup>7</sup> 480 480V <sup>7</sup>

Mounting	Finish	Control Options	Additional Options
Leave blank for down <b>NV</b> Inverted <sup>3</sup>	BLT Black Matte Textured BLS Black Gloss Smooth <b>DBT</b> Dark Bronze Matte Textured DBS Dark Brone Gloss Smooth GTT Graphite Matte Textured LGS Light Grey Gloss Smooth PSS Platinum Silver Smooth WHT White Matte Textured WHS White Gloss Smooth VGT Verde Green Textured <b>Color Option</b> CC Custom Color	<b>PC</b> Photocontrol <sup>4</sup> <b>BTSO12F</b> "Bluetooth Programmable, PIR Occupancy/Daylight Sensor, up to 12' mounting height <sup>5,8</sup> <b>SCP_F</b> Programmable Occupancy Sensor to Control Options Section <sup>9,10,12</sup>	<b>F</b> Fusing (specify voltage) <b>EH</b> Battery Backup Unit with Heater (-30°C) <sup>6,9</sup> <b>E</b> Battery Backup Unit (0°C) <sup>6,9</sup> <b>CS</b> Comfort Shield (N/A with Prismatic Refractor) <b>2DR</b> Dual Driver <sup>1,2</sup> <b>2PF</b> Dual Power Feed <sup>1,2</sup> <b>CH</b> Surface Conduit Hubs <sup>5</sup> <b>SP</b> 10kA Surge Protector

- NOTES**
- Available in 25, 35 & 45W
  - Options cannot be combined with controls or PC option
  - Not available with occupancy sensor, battery backup
  - PC comes in standard housing
  - BTS and CH options come in medium back box
  - E and EH come in large back box
  - 347V & 480V only available in 25 and 35W
  - Only available in 45 Watt
  - Not available in 347/480 Volt
  - Select 8 ft or 20 ft mounting height
  - Can be ordered as ETO
  - Not available with E or EH

**REPLACEMENT PARTS (MADE TO ORDER) /ACCESSORIES**

Catalog Number	Description
<input type="checkbox"/> WP-BB-XXX*	Accessory for conduit entry
<input type="checkbox"/> LNC2-CS	Frosted acrylic comfort shield/lens reduces glare and improves uniformity with only 15% lumen reduction

Notes:  
\* Replace XXX with paint color

DATE:	LOCATION:
TYPE:	PROJECT:
CATALOG #:	

## ORDERING GUIDE – STOCK

### STOCK ORDERING INFORMATION

Catalog Number	Lumens	Wattage	LED Count	CCT/CRI	Voltage	Distribution	Photocell	Finish
LNC2-25-4K-3-PC	2793	25	48L	4000K/70	120-277V	3	Yes	Dark Bronze Matte Textured
LNC2-35-4K-3-PC	3910	35	48L	4000K/70	120-277V	3	Yes	Dark Bronze Matte Textured

### PERFORMANCE DATA

Nominal Wattage	System Watts	Dist. Type	5K (5000K NOMINAL 70 CRI)			4K (4000K NOMINAL 70 CRI)			3K (3000K NOMINAL 80 CRI)		
			Lumens	LPW	B-U-G	Lumens	LPW	B-U-G	Lumens	LPW	B-U-G
10W	10.6W	Type 3	1213	121	B0-U0-G0	1117	112	B0-U0-G0	1081	108	B0-U0-G0
		Type 4	1244	124	B0-U0-G0	1144	114	B0-U0-G0	1109	111	B0-U0-G0
15W	14.5W	Type 3	1820	121	B0-U0-G0	1676	112	B0-U0-G1	1622	108	B0-U0-G1
		Type 4	1868	125	B0-U0-G1	1718	115	B0-U0-G1	1663	111	B0-U0-G1
20W	20W	Type 3	2427	121	B0-U0-G1	2234	112	B0-U0-G1	2163	108	B0-U0-G1
		Type 4	2487	124	B0-U0-G1	2292	115	B0-U0-G1	2218	111	B0-U0-G1
25W	28W	Type 3	3033	121	B1-U0-G1	2793	112	B0-U0-G1	2703	108	B0-U0-G1
		Type 4	3112	124	B0-U0-G1	2862	114	B0-U0-G1	2772	111	B0-U0-G1
35W	36.4W	Type 3	4247	121	B1-U0-G1	3910	112	B1-U0-G1	3785	108	B0-U0-G1
		Type 4	4355	124	B1-U0-G2	4011	115	B1-U0-G1	3881	111	B1-U0-G1
45W	45.1W	Type 3	5466	118	B1-U0-G1	5031	112	B1-U0-G1	4871	106	B1-U0-G2
		Type 4	5604	117	B1-U0-G2	5159	108	B1-U0-G2	4995	104	B1-U0-G2

### PROJECTED LUMEN MAINTENANCE

#### STANDARD 9, 12 AND 18L VERSIONS

Ambient Temperature	OPERATING HOURS					
	0	25,000	50,000	TM-21-11* L96 60,000	100,000	L70 (Hours)
25°C / 77°F	1	0.97	0.95	0.94	0.91	408,000
40°C / 104°F	0.99	0.96	0.94	0.93	0.89	356,000

#### LUMINAIRE AMBIENT TEMP FACTOR

AMB TEMP	LUMEN MULTIPLIER	
0C	32F	1.03
10C	50F	1.01
20C	68F	1
25C	77F	1
30C	86F	0.99
40C	104F	0.98

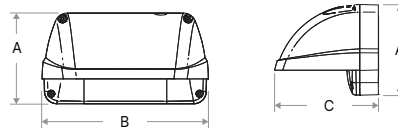
Micro Strike Lumen Multiplier			
CCT	70 CRI	80 CRI	90 CRI
2700K	-	0.841	-
3000K	0.977	0.861	0.647
3500K	-	0.900	-
4000K	1	0.926	0.699
5000K	1	0.937	0.791
Monochromatic Amber Multiplier			
Amber	0.710		

DATE: \_\_\_\_\_ LOCATION: \_\_\_\_\_  
 TYPE: \_\_\_\_\_ PROJECT: \_\_\_\_\_  
 CATALOG #: \_\_\_\_\_

**ELECTRICAL DATA**

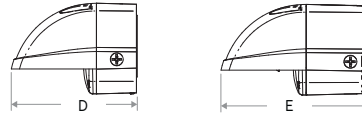
System Watts	Input Voltage	Current (AMPS)	System Power (W)
10W	120	0.09	10.6
	277	0.038	
	347	0.031	
	480	0.022	
15W	120	0.12	14.5
	277	0.07	
	347	0.04	
	480	0.03	
20W	120	0.169	20
	277	0.072	
	347	0.058	
	480	0.042	
25W	120	0.235	28
	277	0.101	
	347	0.081	
	480	0.058	
35W	120	0.305	36.4
	277	0.131	
	347	0.105	
	480	0.076	
45W	120	0.378	45.1
	277	0.163	
	347	0.13	
	480	0.094	

**DIMENSIONS**



SCP HOUSING

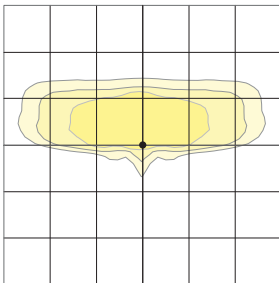
EH - BATTERY BACKUP HOUSING



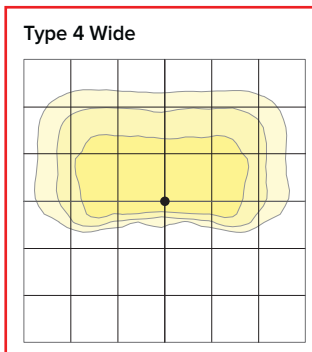
A	B	C	D	E
5.54" (141 mm)	10.16" (258 mm)	6.33" (161 mm)	7.64" (194 mm)	9.10" (231 mm)

**DISTRIBUTIONS**

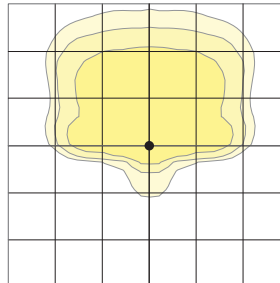
Type 3



Type 4 Wide



Type FT



**OUTDOOR LIGHTING CONTROLS OPTIONS**

**CONTROLS FUNCTIONALITY**



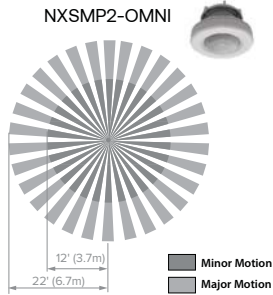
Control Option Ordering Logic & Description	Control Option Functionality									Control Option Components
	Networkable	Grouping	Scheduling	Occupancy/Motion	Daylight Harvesting	0-10V Dimming	On/Off Control	Bluetooth App Programming	Sensor Height	
<b>Independent</b> BTSO-12F Bluetooth® Programmable, BTSMPO-MINI-O PIR Occupancy Sensor with Automatic Dimming Photocell and 360° Lens	-	-	-	✓	✓	✓	✓	✓	12ft	BTSMP-OMNI-O

**DEFAULT SETTINGS**

NX Wireless	Setting	Value
	Occupancy Sensor	Enabled
	Occupancy Sensor Sensitivity	7
	Occupancy Sensor Timeout	15 Minutes
	Occupied Dim Level	100%
	Unoccupied Dim Level	0%
	Daylight Sensor	Disabled
	Bluetooth	Enabled
	2.4GHz Wireless Mesh	On
	"Passcode Factory Passcode: HubbN3T!"	Enabled

Stand Alone	Setting	Value
	Occupancy Sensor	Enabled
	Occupancy Sensor Sensitivity	7
	Occupancy Sensor Timeout	8 Minutes
	Occupied Dim Level	100%
	Unoccupied Dim Level	50%
	Daylight Sensor	Disabled

**NX WIRELESS COVERAGE PATTERNS**



**NX LIGHTING CONTROLS FREE APP**

CONTROLS TECH SUPPORT 800-888-8006 (7:00 AM - 7:00 PM)



The NX Lighting Controls App is free to use mobile application for programming both NX Lighting Controls System or Standalone Bluetooth Sensors. The mobile app allows you to configure devices, discover and setup wireless enable luminaires and program NX system settings.

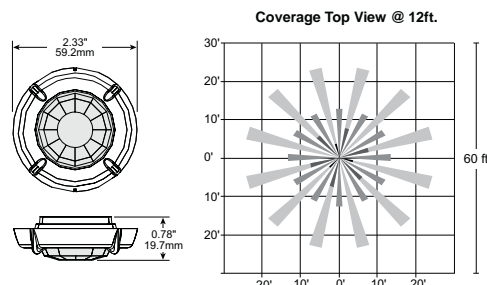
Apple App: <https://apps.apple.com/us/app/nx-lighting-controls/id962112904>

Google Play: [https://play.google.com/store/apps/details?id=io.cordova.NXBTR&hl=en\\_US&gl=US](https://play.google.com/store/apps/details?id=io.cordova.NXBTR&hl=en_US&gl=US)

**OUTDOOR LIGHTING CONTROLS OPTIONS CONTROLS FUNCTIONALITY**

Control Option Ordering Logic & Description	Control Option Functionality									Control Option Components
	Networkable	Grouping	Scheduling	Occupancy/Motion	Daylight Harvesting	0-10V Dimming	On/Off Control	Bluetooth App Programming	Sensor Height	
<b>Independent</b> SCP_F Sensor Control Programmable, 8F or 40F	-	-	-	✓	✓	✓	✓	-	8ft or 40ft	SCP_F

**COVERAGE PATTERNS FOR SCP**



**ADDITIONAL INFORMATION**

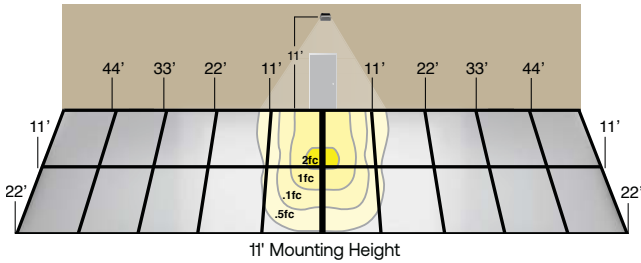
**SHIPPING INFORMATION**

Catalog Number	G.W(kg)/CTN	Carton Dimensions		
		Length Inch (cm)	Width Inch (cm)	Height Inch (cm)
LNC2	14.3 (6.5)	14.5 (37)	11.4 (29)	8.4 (21.5)

**CONTROL TABLE**

Control Option	Sensor	Network-able	Scheduling	Occupancy	Daylight Harvesting	On/Off Control	Programming	Pair with Sensor	Sensor Mounting Height
PC	-	-	-	-	-	✓	-	-	-
BTSO12F	BTSMP-OMNI	-	-	✓	✓	with auxiliary driver	-	-	12 ft
SCP_F	-	-	-	✓	-	✓	✓	-	-

**LNC2 - BATTERY BACK UP**



Provides Life Safety Code average illuminance of 1.0 fc. Assumes open space with no obstructions and mounting height of 11'.

Diagrams for illustration purposes only, please consult factory for application layout.

Battery backup units consume 6 watts when charging a dead battery and 2 watts during maintenance charging. EH (units with a heater) consume up to an additional 8 watts when charging if the battery temp is lower than 10°C