

DACULA CITY CORE

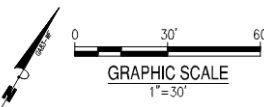
URBAN REDEVELOPMENT PLAN

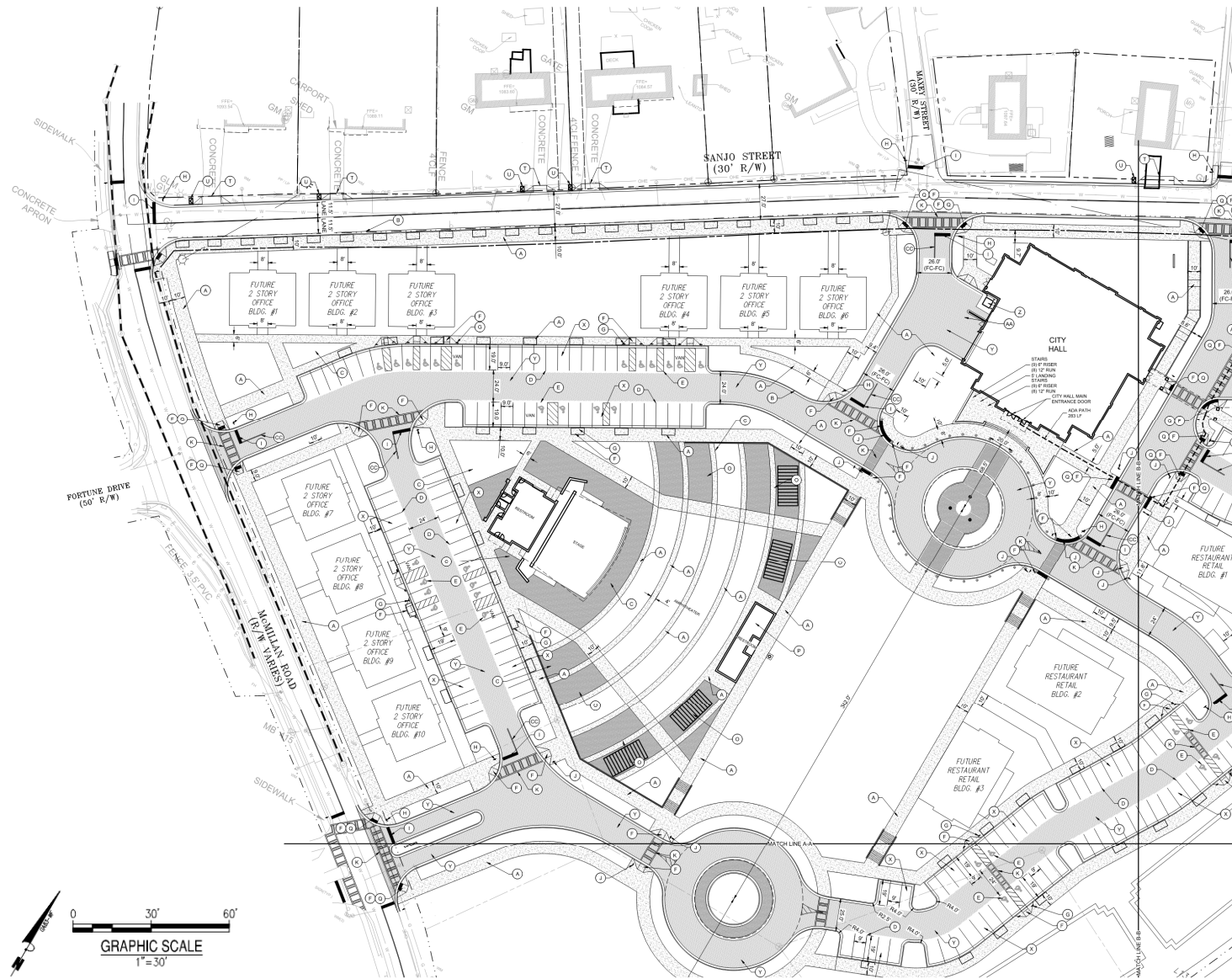
Dacula City Hall Building
Parking Deck Building
Amphitheater

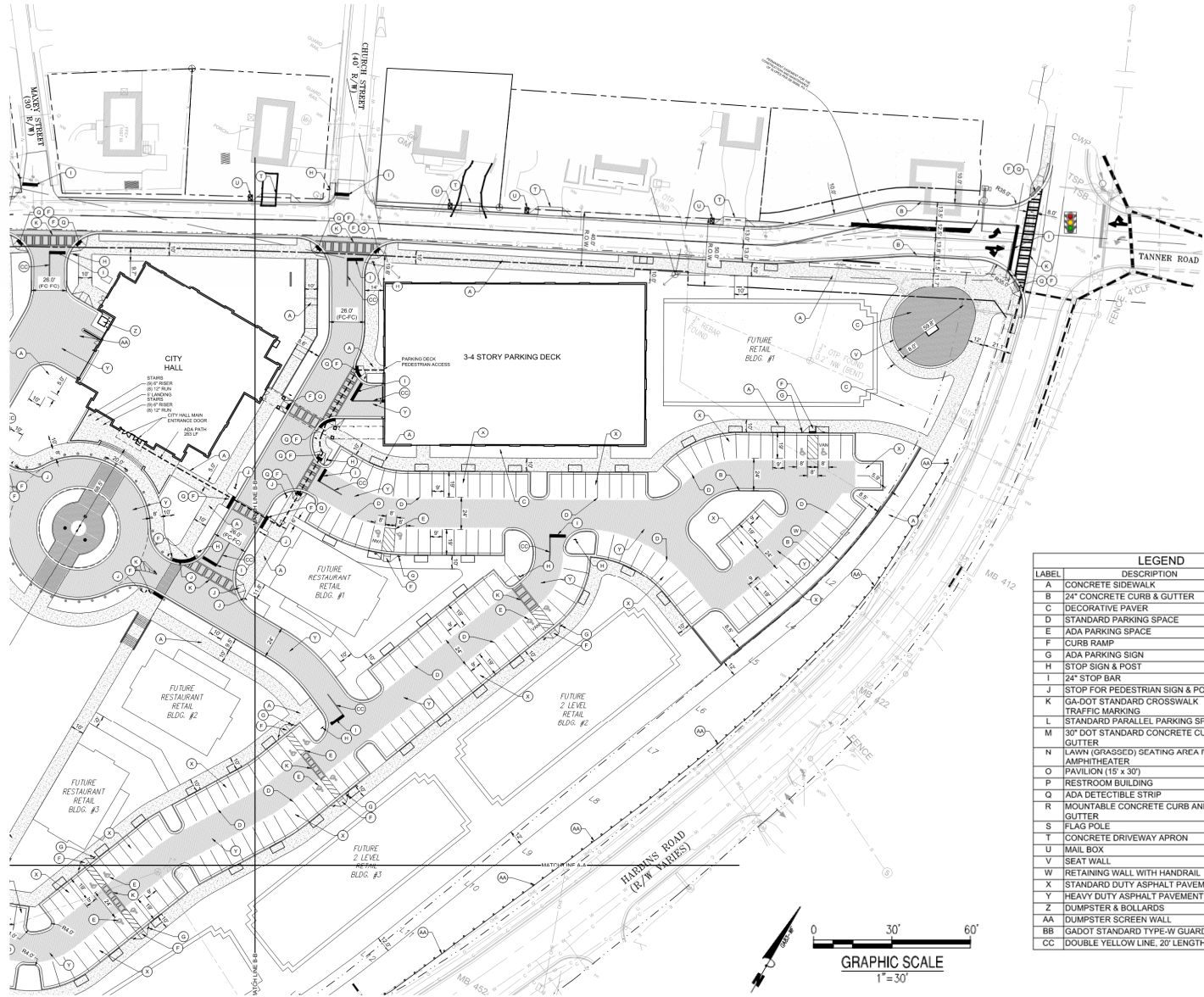




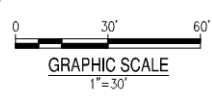
LEGEND		
LABEL	DESCRIPTION	DETAIL
A	CONCRETE SIDEWALK	
B	24" CONCRETE CURB & GUTTER	
C	DECORATIVE PAVER	
D	STANDARD PARKING SPACE	
E	ADA PARKING SPACE	
F	CURB RAMP	
G	ADA PARKING SIGN	
H	STOP SIGN & POST	
I	24" STOP BAR	
J	STOP FOR PEDESTRIAN SIGN & POST	
K	GA-DOT STANDARD CROSSWALK TRAFFIC MARKING	
L	STANDARD PARALLEL PARKING SPACE	
M	30" DOT STANDARD CONCRETE CURB & GUTTER	
N	LAWN (GRASSED) SEATING AREA FOR AMPHITHEATER	
O	PAVILION (15' x 30')	
P	RESTROOM BUILDING	
Q	ADA DETECTIBLE STRIP	
R	MOUNTABLE CONCRETE CURB AND GUTTER	
S	FLAG POLE	
T	CONCRETE DRIVEWAY APRON	
U	MAIL BOX	
V	SEAT WALL	
W	RETAINING WALL WITH HANDRAIL	
X	STANDARD DUTY ASPHALT PAVEMENT	
Y	HEAVY DUTY ASPHALT PAVEMENT	
Z	DUMPSTER & BOLLARDS	
AA	DUMPSTER SCREEN WALL	
BB	GADOT STANDARD TYPE-W GUARDRAIL	
CC	DOUBLE YELLOW LINE, 20' LENGTH	

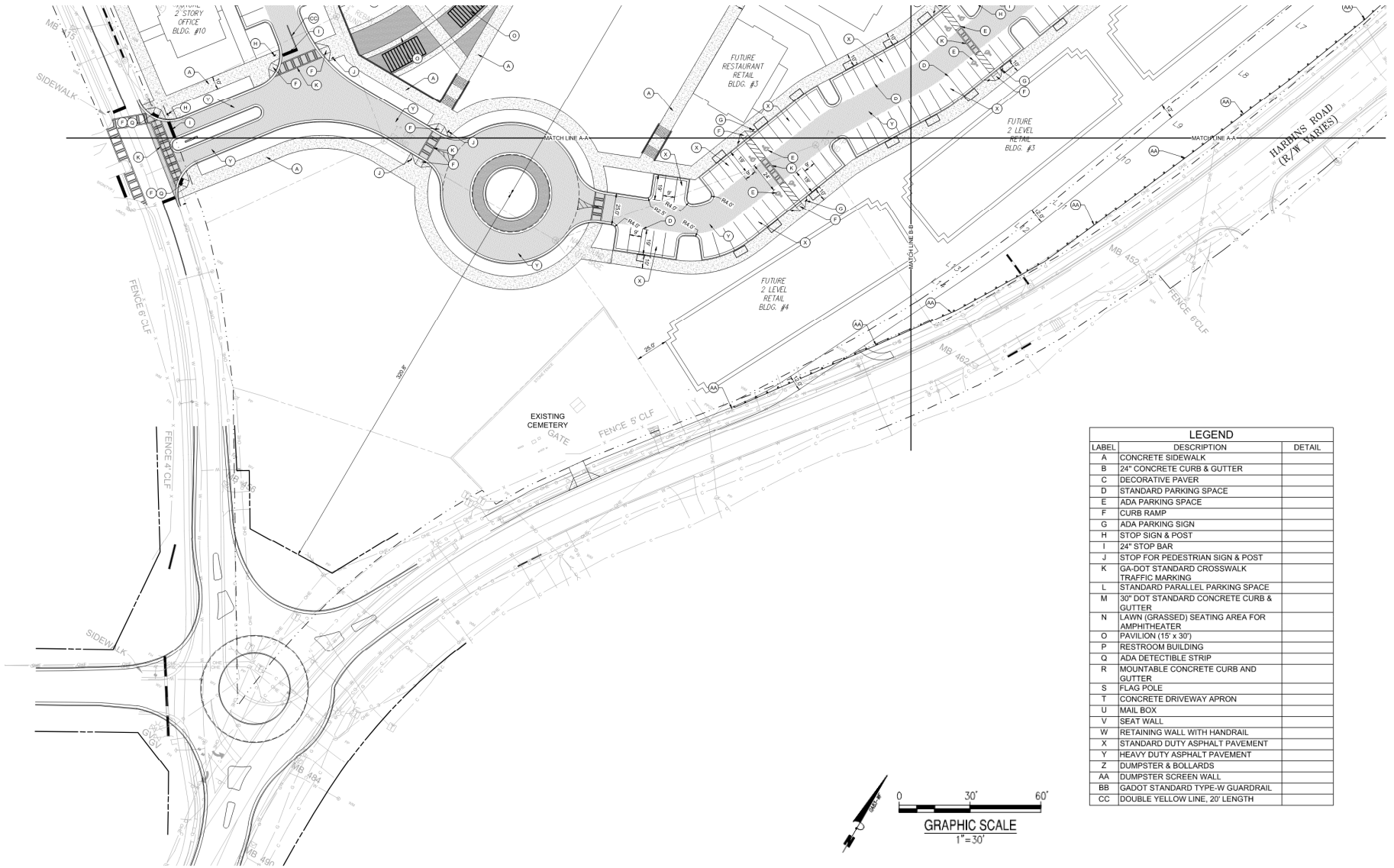




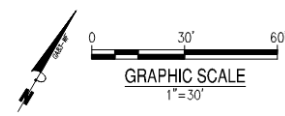


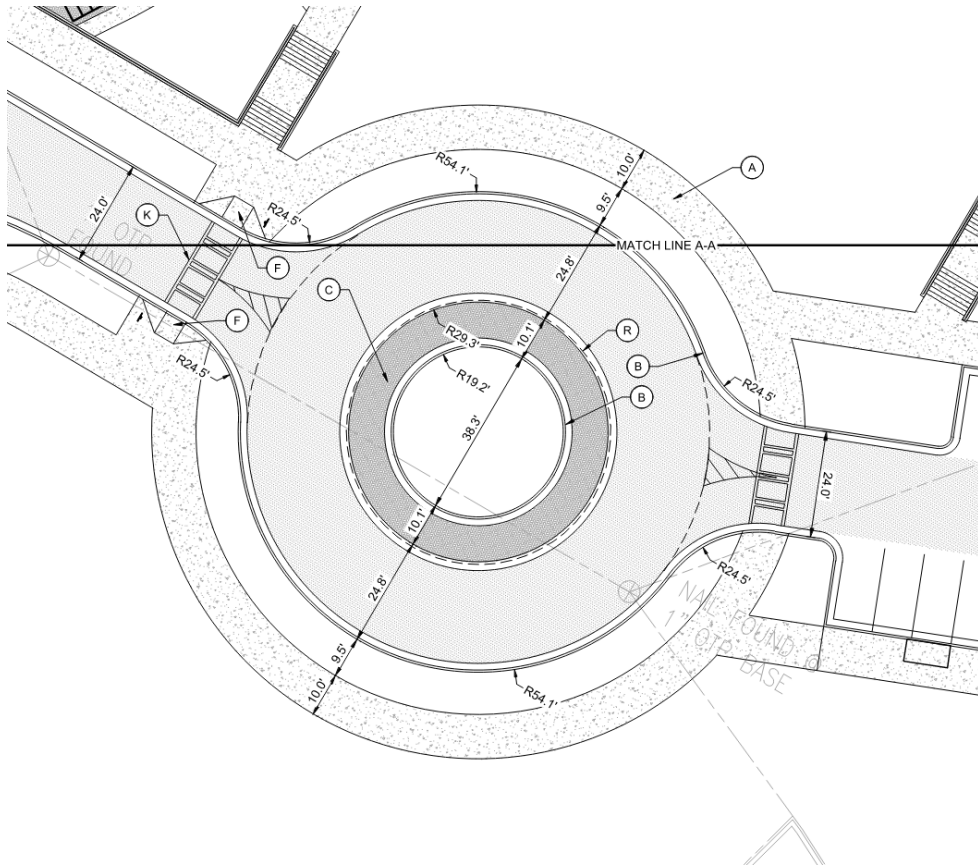
LEGEND		
LABEL	DESCRIPTION	DETAIL
A	CONCRETE SIDEWALK	
B	24" CONCRETE CURB & GUTTER	
C	DECORATIVE PAVER	
D	STANDARD PARKING SPACE	
E	ADA PARKING SPACE	
F	CURB RAMP	
G	ADA PARKING SIGN	
H	STOP SIGN & POST	
I	24" STOP BAR	
J	STOP FOR PEDESTRIAN SIGN & POST	
K	GA-DOT STANDARD CROSSWALK TRAFFIC MARKING	
L	STANDARD PARALLEL PARKING SPACE	
M	30" DOT STANDARD CONCRETE CURB & GUTTER	
N	LAWN (GRASSED) SEATING AREA FOR AMPHITHEATER	
O	PAVILION (15' x 30')	
P	RESTROOM BUILDING	
Q	ADA DETECTIBLE STRIP	
R	MOUNTABLE CONCRETE CURB AND GUTTER	
S	FLAG POLE	
T	CONCRETE DRIVEWAY APRON	
U	MAIL BOX	
V	SEAT WALL	
W	RETAINING WALL WITH HANDRAIL	
X	STANDARD DUTY ASPHALT PAVEMENT	
Y	HEAVY DUTY ASPHALT PAVEMENT	
Z	DUMPSTER & BOLLARDS	
AA	DUMPSTER SCREEN WALL	
BB	GA DOT STANDARD TYPE-W GUARDRAIL	
CC	DOUBLE YELLOW LINE, 20' LENGTH	



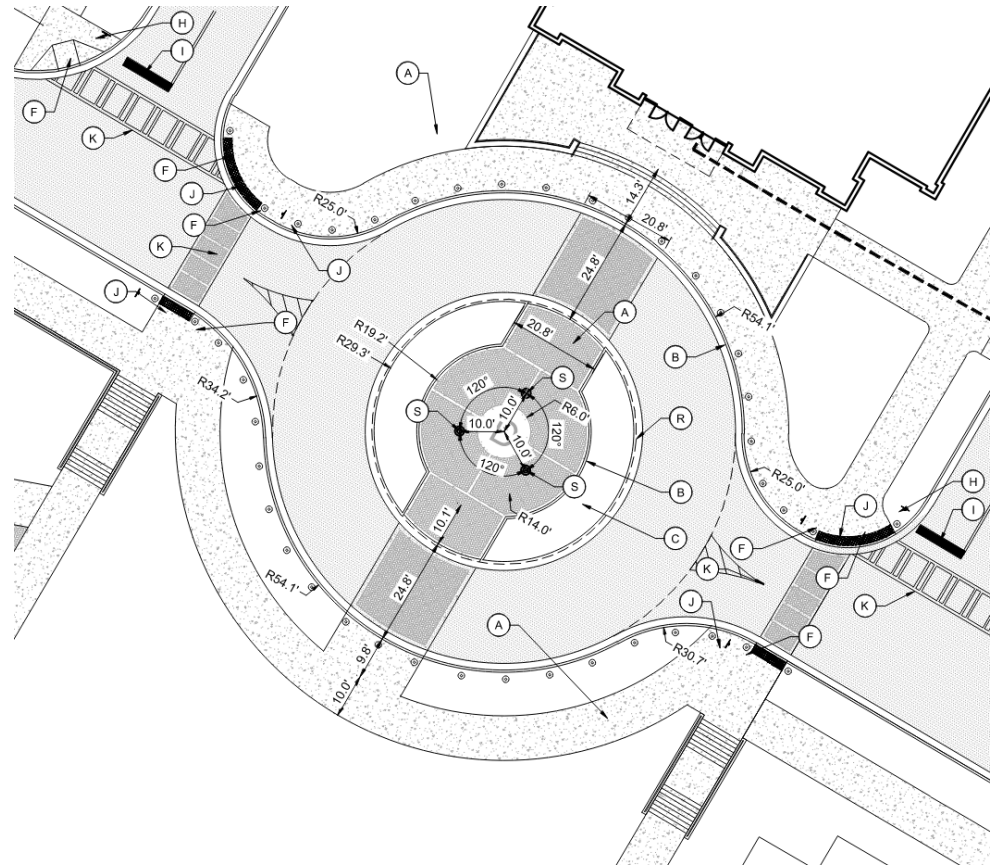


LEGEND		
LABEL	DESCRIPTION	DETAIL
A	CONCRETE SIDEWALK	
B	24" CONCRETE CURB & GUTTER	
C	DECORATIVE PAVER	
D	STANDARD PARKING SPACE	
E	ADA PARKING SPACE	
F	CURB RAMP	
G	ADA PARKING SIGN	
H	STOP SIGN & POST	
I	24" STOP BAR	
J	STOP FOR PEDESTRIAN SIGN & POST	
K	GA-DOT STANDARD CROSSWALK TRAFFIC MARKING	
L	STANDARD PARALLEL PARKING SPACE	
M	30" DOT STANDARD CONCRETE CURB & GUTTER	
N	LAWN (GRASSED) SEATING AREA FOR AMPHITHEATER	
O	PAVILION (15' x 30')	
P	RESTROOM BUILDING	
Q	ADA DETECTIBLE STRIP	
R	MOUNTABLE CONCRETE CURB AND GUTTER	
S	FLAG POLE	
T	CONCRETE DRIVEWAY APRON	
U	MAIL BOX	
V	SEAT WALL	
W	RETAINING WALL WITH HANDRAIL	
X	STANDARD DUTY ASPHALT PAVEMENT	
Y	HEAVY DUTY ASPHALT PAVEMENT	
Z	DUMPSTER & BOLLARDS	
AA	DUMPSTER SCREEN WALL	
BB	GA-DOT STANDARD TYPE-W GUARDRAIL	
CC	DOUBLE YELLOW LINE, 20' LENGTH	

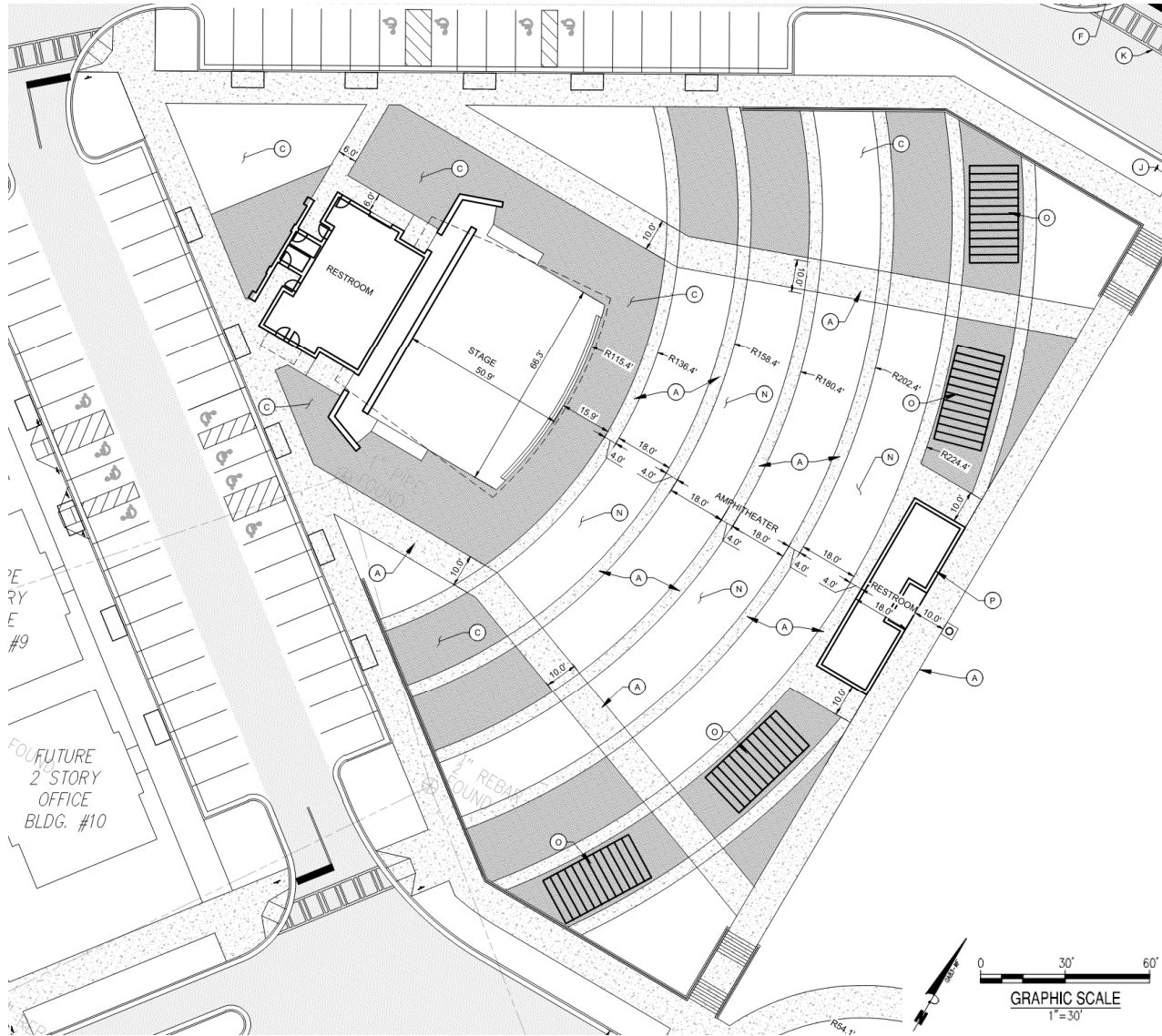




SOUTHERN ROUND ABOUT



NORTHERN ROUND ABOUT



LEGEND		
LABEL	DESCRIPTION	DETAIL
A	CONCRETE SIDEWALK	
B	24" CONCRETE CURB & GUTTER	
C	DECORATIVE PAVER	
D	STANDARD PARKING SPACE	
E	ADA PARKING SPACE	
F	CURB RAMP	
G	ADA PARKING SIGN	
H	STOP SIGN & POST	
I	24" STOP BAR	
J	STOP FOR PEDESTRIAN SIGN & POST	
K	GA-DOT STANDARD CROSSWALK TRAFFIC MARKING	
L	STANDARD PARALLEL PARKING SPACE	
M	30" DOT STANDARD CONCRETE CURB & GUTTER	
N	LAWN (GRASSED) SEATING AREA FOR AMPHITHEATER	
O	PAVILION (15' x 30')	
P	RESTROOM BUILDING	
Q	ADA DETECTIBLE STRIP	
R	MOUNTABLE CONCRETE CURB AND GUTTER	
S	FLAG POLE	
T	CONCRETE DRIVEWAY APRON	
U	MAIL BOX	
V	SEAT WALL	
W	RETAINING WALL WITH HANDRAIL	
X	STANDARD DUTY ASPHALT PAVEMENT	
Y	HEAVY DUTY ASPHALT PAVEMENT	
Z	DUMPSTER & BOLLARDS	
AA	DUMPSTER SCREEN WALL	
BB	GA-DOT STANDARD TYPE-W GUARDRAIL	
CC	DOUBLE YELLOW LINE, 20' LENGTH	



EST. CITY OF 1905
DACULA

DACULA CITY HALL
CITY HALL FRONT VIEW

L | P | B



DACULA CITY CORE
CITY HALL & PARKING DECK VIEW

L | P | B



DACULA CITY CORE
CITY HALL STREET VIEW

L | P | B



EST. CITY OF 1905
DACULA

DACULA CITY CORE
CITY HALL VIEW FROM RESTROOMS

L | P | B



EST. CITY OF 1905
DACULA

DACULA CITY CORE
CITY HALL VIEW FROM PAVILLION

L | P | B





EST. CITY OF 1905
DACULA

DACULA CITY CORE
CITY HALL ROOF TERRACE VIEW

L | P | B