

The Numbers at the Airport

665,796

REVENUE IN DOLLARS

82%

Percentage of Budget

\$49,623

MONTHLY FUEL SALES IN DOLLARS



10%

From Last Month



50%

From Last Year

16,885

AIRCRAFT OPERATION Y-T-D



19%

From Last Month



42%

From Last Year

0/67

SPACE AVAILABILITY

54

Number on Waitlist

Two RAMP projects completed (ramp fence & surveillance upgrade). Two additions to the waitlist. Fuel sales remain brisk.





Airport Operations

Snapshot Local Time

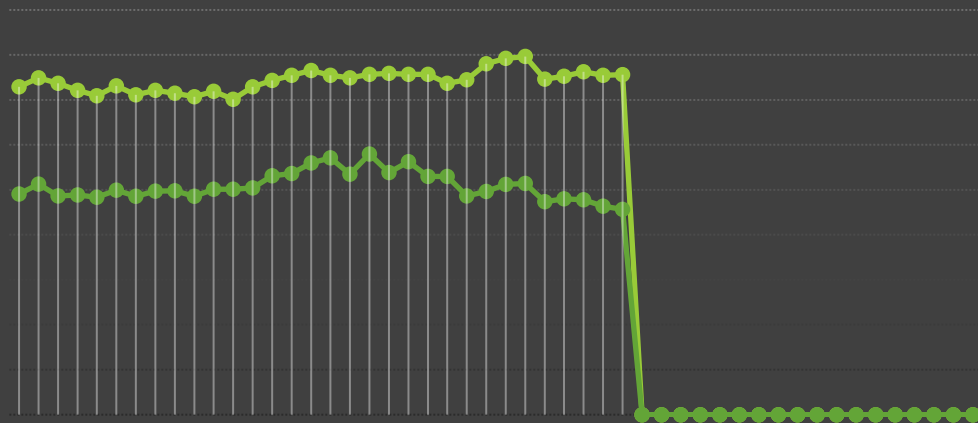
Start Date 03/01/2025 00:00 LT
End Date 03/31/2025 23:59 LT

Creation 04/11/2025 14:06
User Michael_Haley
Customer ID KCVB

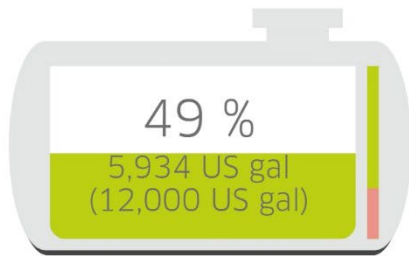
Summary

Landings		Take-Offs		Totals	
Single Engine	985	Single Engine	1004	Single Engine	1989
Single Engine Turbine	25	Single Engine Turbine	27	Single Engine Turbine	52
Multi Engine	76	Multi Engine	72	Multi Engine	148
Multi Engine Turbine	4	Multi Engine Turbine	4	Multi Engine Turbine	8
Business Jet	14	Business Jet	15	Business Jet	29
Helicopter	1	Helicopter	3	Helicopter	4
Military	62	Military	54	Military	116
Light Sport Aircraft	4	Light Sport Aircraft	4	Light Sport Aircraft	8
Other	1	Other	1	Other	2
TOTAL	1172	TOTAL	1184	TOTAL	2356

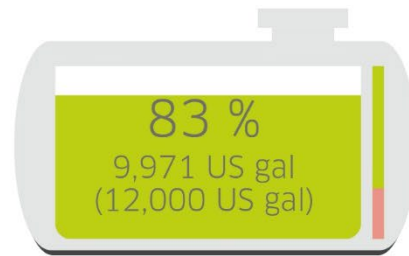
Supplier Fuel Price Trends



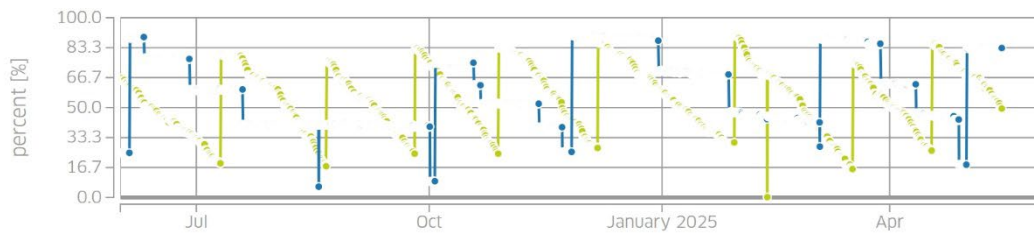
Avgas, Gasoline



JetA, Diesel



Fuel tank levels of the last twelve months



Avgas, Gasoline



JetA, Diesel



Sales Summarized by Date

Site: **Castroville
Municipal Airport**

Created on (UTC):

Terminal:

M4000- 4000764

Start Date:

4/1/2025 End Date: 4/30/2025

Date	Total Amount	Total Units	Total Count
2025-04-01	\$669.17	134.100	4
2025-04-02	\$483.39	99.140	5
2025-04-03	\$195.46	39.410	4
2025-04-04	\$565.22	113.270	4
2025-04-05	\$331.92	68.100	4
2025-04-06	\$1250.90	254.140	8
2025-04-07	\$954.20	192.960	5
2025-04-08	\$1335.80	269.290	9
2025-04-09	\$1531.62	309.330	8
2025-04-10	\$988.29	200.550	8
2025-04-11	\$1695.56	342.800	12
2025-04-12	\$1271.09	255.470	9
2025-04-13	\$1756.76	359.850	12
2025-04-14	\$1423.02	286.740	10
2025-04-15	\$990.82	199.670	8
2025-04-16	\$410.05	82.970	4
2025-04-17	\$332.48	66.630	3
2025-04-18	\$883.21	179.030	5
2025-04-19	\$117.36	24.000	1
2025-04-20	\$1842.85	374.000	11
2025-04-21	\$1047.24	211.610	10
2025-04-22	\$1068.93	215.370	10
2025-04-23	\$211.73	43.490	2
2025-04-24	\$740.07	148.310	6
2025-04-25	\$572.38	118.690	4

(UTC) Sales Summary by Date 1 of 2

Units Total: 5332.500

Sale Total: \$26354.43

Running Totals

Number of Sales: 191

M4000-4000764

2025-04-26	\$143.21	28.700	1
2025-04-27	\$1753.19	355.290	12
2025-04-28	\$470.04	95.370	5
2025-04-29	\$677.25	135.720	4
2025-04-30	\$641.22	128.500	3